

LISTED COMPANIES	LISTED SHARES	MARKET CAP.	TOTAL ORDINARY SHARES	PREFERRED SHARES	PREFERRED SHARES ISSUE PRICE	TOTAL MARKET CAP.	CUR.	TRADED VOLUME	TRADED VALUE	CLOSING PRICE	OPEN PRICE	HIGH PRICE	LOW PRICE	PREVIOUS PRICE
	(MM)	(MM \$)	(MM)	(MM)	USD	(MM \$)								
SOLIDERE A	100.00	800.00	100.00			800.00	USD	32,706	261,232	8.00	7.95	8.00	7.95	7.96
SOLIDERE B	65.00	518.05	65.00			518.05	USD	2,000	15,934	7.97	8.00	8.00	7.92	8.00
BQ.LIB. POUR LE COMMERCE	71.03	66.06	152.70			142.01	USD	-	-	0.93	-	-	-	0.93
BQ.LIB. POUR LE COMMERCE PEF. "B"	0.55	55.00		0.55		55.00	USD	-	-	100.00	-	-	-	100.00
BQ.LIB. POUR LE COMMERCE PEF. "C"	0.35	35.00		0.35		35.00	USD	-	-	100.00	-	-	-	100.00
BQ.LIB. POUR LE COMMERCE PEF. "D"	0.75	75.00		0.75		75.00	USD	-	-	100.00	-	-	-	100.00
BANQUE AUDI	399.75	2274.57	399.75			2274.57	USD	1,200	6,828	5.69	5.69	5.69	5.69	5.50
BANQUE AUDI GDR	119.92	684.77				684.77	USD	100,008	570,741	5.71	5.71	5.71	5.65	5.60
BANQUE AUDI PREFERRED "G"	1.50	150.45		1.50	100.00	150.45	USD	-	-	100.30	-	-	-	100.30
BANQUE AUDI PREFERRED "H"	0.75	75.45		0.75	100.00	75.45	USD	-	-	100.60	-	-	-	100.60
BANQUE AUDI PREFERRED "I"	2.50	250.00		2.50	100.00	250.00	USD	8,405	840,500	100.00	100.00	100.00	100.00	100.10
BANQUE AUDI PREFERRED "J"	2.75	275.00		2.75	100.00	275.00	USD	520	52,000	100.00	100.00	100.00	100.00	99.90
BANK OF BEIRUT	17.75	333.63	50.47			948.79	USD	-	-	18.80	-	-	-	18.80
BANK OF BEIRUT PRIORITY	4.76	100.00				100.00	USD	-	-	21.00	-	-	-	21.00
BANK OF BEIRUT PREFERRED SHARES "H"	5.40	139.86		5.40	25.00	139.86	USD	6,000	155,400	25.90	25.90	25.90	25.90	25.90
BANK OF BEIRUT PREFERRED SHARES "I"	5.00	127.50		5.00	25.00	127.50	USD	-	-	25.50	-	-	-	25.50
BANK OF BEIRUT PREFERRED SHARES "J"	3.00	76.95		3.00	25.00	76.95	USD	-	-	25.65	-	-	-	25.65
BANK OF BEIRUT PREFERRED SHARES "K"	4.00	101.40		4.00	25.00	101.40	USD	-	-	25.35	-	-	-	25.35
BYBLOS BANK	565.52	893.51	565.52			893.51	USD	10,000	15,800	1.58	1.58	1.58	1.58	1.57
BYBLOS BANK GDR	1.31	101.72				101.72	USD	-	-	77.70	-	-	-	77.70
BYBLOS BANK PREFERRED SHARES 2008	2.00	203.20		2.00	100.00	203.20	USD	-	-	101.60	-	-	-	101.60
BYBLOS BANK PREFERRED SHARES 2009	2.00	204.80		2.00	96.00	204.80	USD	1,000	102,400	102.40	102.40	102.40	102.40	102.30
BQ.EUROPEENNE PR.M.O	51.40	66.82	62.00			80.60	USD	-	-	1.30	-	-	-	1.30
BQ.EUROPEENNE PR.M.O PREFERRED 20	0.35	34.83		0.35	100.00	34.83	USD	-	-	99.50	-	-	-	99.50
BLOM BANK GDR	73.90	905.23				905.23	USD	20,000	245,000	12.25	12.25	12.25	12.25	12.18
BLOM BANK	215.00	2418.75	215.00			2418.75	USD	20,620	232,037	11.25	11.15	11.35	11.15	11.35
RASAMNY-YOUNIS MOTORS CO	10.92	35.49	27.30			88.73	USD	-	-	3.25	-	-	-	3.25
HOLCIM Lban	19.52	282.40	19.52			282.40	USD	423,600	6,129,552	14.47	14.50	14.50	14.47	14.45
STE DES CIMENTS BLANCS N	9.00	19.44	3.00			6.48	USD	-	-	2.16	-	-	-	2.16

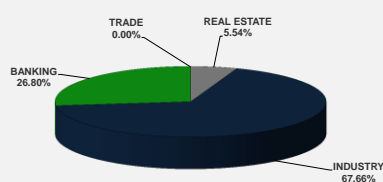
TOTAL EXECUTED 1,755.67 11,304.88 1,660.25 12,050.04 626,059 \$8,627,424

Official USD Closing 1507.5

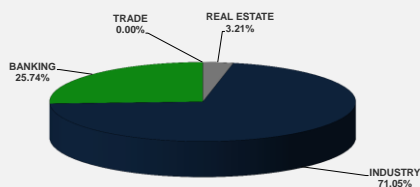
LEBANESE GLOBAL DEPOSITARY RECEIPTS	SHARES MM	BID \$	ASK \$	MID PRICE \$
BLOM BANK	73.90	12.10	12.30	12.20
BYBLOS BANK	1.31	74.00	0.00	0.00
AUDI BANK	116.24	5.70	5.75	5.73

STOCK INDEX	VALUE	PREVIOUS VALUE	% OF CHANGE
MARKET VALUE WEIGHTED INDEX	93.68	93.38	0.32%
NUMBER OF TRANSACTIONS	45		

BEIRUT STOCK EXCHANGE DAILY TRADING VOLUME



BEIRUT STOCK EXCHANGE DAILY TRADING VALUE \$



Disclaimer: The Capital Markets Authority (CMA) publishes reports for general information purposes only. However, under no circumstances the CMA will accept any responsibility or liability in connection with the use of the information provided in these reports or on this website.

MATURITY	CURRENCY	ISSUED AMMOUNT (MM)	OUTSTANDING AMOUNT (MM)	COUPON	ISSUE P.	BIDS	ASKS	MID. P	YIELD	SPREAD	DURATION	CONVEXITY
Lebanon / 27-12-2017	USD	950.00	32.50	5.000	100.000	99.983	99.985	99.983	5.549	4.421	0.025	0.001
Lebanon / 31-12-2017	USD	2,007.51	100.38	4.000	100.000	99.750	100.000	99.750	11.317	9.466	0.033	0.002
Lebanon / 07-03-2018	USD	700.00	35.00	5.000	100.000	98.000	98.125	98.000	14.199	12.976	0.213	0.091
Lebanon / 27-05-2018	USD	200.00	10.00	5.000	100.000	98.000	98.250	98.000	9.694	8.216	0.424	0.360
Lebanon / 12-06-2018	USD	700.00	700.00	5.150	100.000	99.000	101.000	99.000	7.286	5.817	0.472	0.440
Lebanon / 12-11-2018	USD	1,025.00	1,025.00	5.150	100.000	98.900	99.700	98.900	6.420	4.731	0.862	1.167
Lebanon / 28-11-2018	EUR	445.00	445.00	5.350	100.000	100.500	101.500	100.500	4.783	5.593	0.909	1.652
Lebanon / 23-04-2019	USD	500.00	500.00	6.750	100.000	99.000	100.000	99.000	6.279	4.600	1.270	2.260
Lebanon / 20-05-2019	USD	650.00	650.00	6.000	100.000	99.400	100.350	99.400	6.444	4.756	1.338	2.470
Lebanon / 28-11-2019	USD	1,500.00	1,500.00	5.450	100.000	98.300	99.300	98.300	6.391	4.571	1.810	4.237
Lebanon / 09-03-2020	USD	1,200.00	1,200.00	6.375	100.000	98.905	100.010	98.905	6.908	5.093	2.008	5.197
Lebanon / 14-04-2020	USD	700.00	700.00	5.800	100.000	97.800	98.200	97.800	6.835	5.031	2.112	5.662
Lebanon / 19-06-2020	USD	600.00	600.00	6.150	100.000	98.250	99.250	98.250	6.923	4.997	2.212	6.300
Lebanon / 12-04-2021	USD	2,092.47	2,092.47	8.250	100.000	102.869	103.165	102.869	7.255	5.326	2.832	10.040
Lebanon / 27-05-2022	USD	500.00	500.00	6.250	100.000	96.875	97.875	96.875	7.081	4.945	3.793	17.370
Lebanon / 04-10-2022	USD	1,540.00	1,540.00	6.100	100.000	96.350	97.200	96.350	7.009	4.858	4.052	19.821
Lebanon / 27-01-2023	USD	1,100.00	1,100.00	6.000	100.000	95.000	96.200	95.000	7.185	5.039	4.204	21.710
Lebanon / 26-05-2023	USD	500.00	500.00	6.400	100.000	96.250	97.250	96.250	7.245	5.111	4.486	24.370
Lebanon / 22-04-2024	USD	700.00	700.00	6.650	100.000	96.660	96.830	96.660	7.315	5.036	5.021	31.000
Lebanon / 04-11-2024	USD	500.00	538.47	6.250	100.000	93.950	94.540	93.950	7.386	5.101	5.410	35.903
Lebanon / 03-12-2024	USD	250.00	250.00	7.000	100.000	97.654	98.650	97.654	7.437	5.153	5.397	35.927
Lebanon / 26-02-2025	USD	800.00	800.00	6.200	100.000	93.660	94.690	93.660	7.349	5.056	5.546	38.251
Lebanon / 12-06-2025	USD	800.00	800.00	6.250	100.000	93.250	95.250	93.250	7.442	5.163	5.822	41.540
Lebanon / 27-11-2026	USD	1,600.00	1,600.00	6.600	100.000	94.450	95.600	94.450	7.461	5.091	6.565	54.188
Lebanon / 23-03-2027	USD	1,250.00	1,250.00	6.850	100.000	95.790	96.130	95.790	7.486	5.117	6.596	55.861
Lebanon / 29-11-2027	USD	1,000.00	1,000.00	6.750	100.000	94.600	95.710	94.600	7.530	5.157	7.040	63.330
Lebanon / 03-11-2028	USD	500.00	893.20	6.650	100.000	93.510	94.490	93.510	7.533	5.162	7.460	72.285
Lebanon / 25-05-2029	USD	1,000.00	1,000.00	6.850	100.000	93.500	94.500	93.500	7.715	5.342	7.666	77.020
Lebanon / 26-02-2030	USD	1,400.00	1,400.00	6.650	100.000	92.125	93.125	92.125	7.653	5.283	7.898	83.802
Lebanon / 22-04-2031	USD	300.00	300.00	7.000	100.000	94.290	94.960	94.290	7.690	5.319	8.330	94.390
Lebanon / 23-03-2032	USD	1,000.00	1,000.00	7.000	100.000	92.850	93.950	92.850	7.840	5.467	8.569	102.041
Lebanon / 02-11-2035	USD	600.00	600.00	7.050	100.000	92.000	93.450	92.000	7.891	5.516	9.665	135.828
Lebanon / 23-03-2037	USD	750.00	750.00	7.250	100.000	91.560	92.740	91.560	8.122	5.749	9.734	142.838
TOTAL PUBLIC SECTOR EUROBONDS		29,441.104	26,193.13									

EURO CDS

Not Available

LEBANESE PRIVATE SECTOR EUROBONDS

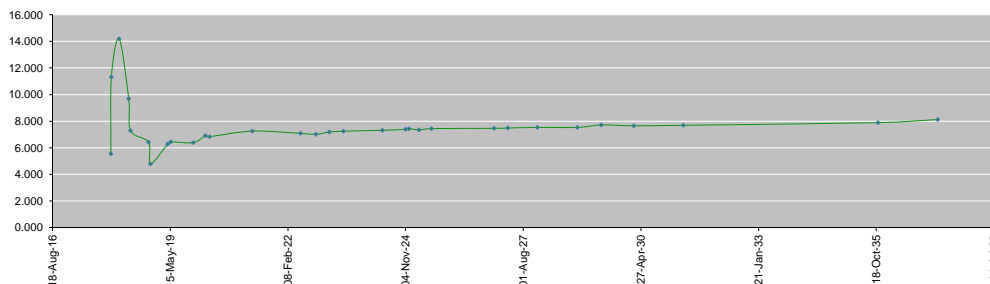
MATURITY	SIZE MM	TYPE	COUPON	Issue P.	BID \$	Ask \$	MID. P	YIELD	SPREAD	DURATION	CONVEXITY
BANK MED S.A.L/14-12-2017	USD 500	Euro CD	5.38	99.46	#N/A *The record could not be found	#N/A *The record could not be found	#N/A *The record could not be found	#N/A *The record could not be found	#N/A *The record could not be found	#N/A *The record could not be found	#N/A *The record could not be found
BANK BYBLOS S.A.L/21-06-2021	USD 300	Note	7	100	101.07	101.38	101.07	6.55	4.72	2.98	11.19

World Yields in Native Terms	O/N	3 Months	6 Months	9 Months	1 Year	2 Years	3 Years	5 Years	7 Years	10 Years	30 Years
EUR	-	-1.08	-0.91	-0.82	-0.80	-0.72	-0.61	-0.33	-0.08	0.32	1.16
U.S.A	-	1.31	1.48	--	1.68	1.82	1.93	2.15	2.29	2.37	2.75
U.K	-	0.30	0.44	--	0.36	0.46	0.50	0.72	0.92	1.19	1.75
Japan	-	-0.12	-0.13	-0.13	-0.15	-0.15	-0.13	-0.11	-0.06	0.05	0.81

Libor	USD	EUR	JPY	GBP
1 Months	1.48	-0.42	-0.05	0.49
2 Months	1.52	-0.39	-0.03	0.50
3 Months	1.59	-0.39	-0.02	0.52
6 Months	1.76	-0.32	0.02	0.58
1 Year	2.04	-0.26	0.10	0.77

Spot Rates	Bid	Ask
Lebanese Pound	1511.00	1521.00
Euro	1.18	1.1824
British Sterling Pound	1.34	1.3417
Japanese Yen	112.79	112.8100
Gold	1254.01	1254.14

Lebanese Republic USD Eurobonds Yield Curve



Disclaimer: The Capital Markets Authority (CMA) publishes reports for general information purposes only. However, under no circumstances the CMA will accept any responsibility or liability in connection with the use of the information provided in these reports or on this website.

Contact us by email: research@cma.gov.lb