

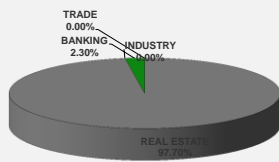
LISTED COMPANIES	LISTED SHARES	MARKET CAP.	TOTAL ORDINARY SHARES	PREFERRED SHARES	PREFERRED SHARES ISSUE PRICE	TOTAL MARKET CAP.	CUR.	TRADED VOLUME	TRADED VALUE	CLOSING PRICE	OPEN PRICE	HIGH PRICE	LOW PRICE	PREVIOUS PRICE
	(MM)	(MM \$)	(MM)	(MM)	USD	(MM \$)								
SOLIERE A	100.00	812.00	100.00			812.00	USD	9,924	80,608	8.12	8.25	8.25	8.10	8.29
SOLIERE B	65.00	533.00	65.00			533.00	USD	1,439	11,800	8.20	8.20	8.20	8.20	8.39
BQ.LIB. POUR LE COMMERCE	51.03	47.46	152.70			142.01	USD	-	-	0.93	-	-	-	0.93
BQ.LIB. POUR LE COMMERCE PEF. "C"	0.35	35.00		0.35		35.00	USD	-	-	100.00	-	-	-	100.00
BQ.LIB. POUR LE COMMERCE PEF. "D"	0.75	75.00		0.75		75.00	USD	-	-	100.00	-	-	-	100.00
BANQUE AUDI	399.75	2238.60	399.75			2238.60	USD	-	-	5.60	-	-	-	5.60
BANQUE AUDI GDR	116.24	650.93				650.93	USD	-	-	5.60	-	-	-	5.60
BANQUE AUDI PREFERRED "G"	1.50	150.45		1.50	100.00	150.45	USD	-	-	100.30	-	-	-	100.30
BANQUE AUDI PREFERRED "H"	0.75	75.00		0.75	100.00	75.00	USD	-	-	100.00	-	-	-	100.00
BANQUE AUDI PREFERRED "I"	2.50	242.50		2.50	100.00	242.50	USD	250	24,250	97.00	97.00	97.00	97.00	98.00
BANQUE AUDI PREFERRED "J"	2.50	250.00		2.50	100.00	250.00	USD	-	-	100.00	-	-	-	100.00
BANK OF BEIRUT	16.82	316.26	50.47			948.79	USD	-	-	18.80	-	-	-	18.80
BANK OF BEIRUT PRIORITY	4.76	100.00				100.00	USD	-	-	21.00	-	-	-	21.00
BANK OF BEIRUT PREFERRED SHARES "H"	5.40	135.00		5.40	25.00	135.00	USD	-	-	25.00	-	-	-	25.00
BANK OF BEIRUT PREFERRED SHARES "I"	5.00	125.00		5.00	25.00	125.00	USD	-	-	25.00	-	-	-	25.00
BANK OF BEIRUT PREFERRED SHARES "J"	3.00	78.00		3.00	25.00	78.00	USD	-	-	26.00	-	-	-	26.00
BANK OF BEIRUT PREFERRED SHARES "K"	4.00	100.00		4.00	25.00	100.00	USD	-	-	25.00	-	-	-	25.00
BYBLOS BANK	565.52	836.96	565.52			836.96	USD	18	27	1.48	1.48	1.48	1.48	1.47
BYBLOS BANK GDR	1.31	95.56				95.56	USD	-	-	73.00	-	-	-	73.00
BYBLOS BANK PREFERRED SHARES 2008	2.00	188.00		2.00	100.00	188.00	USD	-	-	94.00	-	-	-	94.00
BYBLOS BANK PREFERRED SHARES 2009	2.00	190.00		2.00	96.00	190.00	USD	-	-	95.00	-	-	-	95.00
BQ.EUROPEENNE PR.M.O	51.40	80.70	62.00			97.34	USD	-	-	1.57	-	-	-	1.57
BQ.EUROPEENNE PR.M.O PREFERRED 20	0.35	36.61		0.35	100.00	36.61	USD	-	-	104.60	-	-	-	104.60
BLOM BANK GDR	73.90	784.04				784.04	USD	-	-	10.61	-	-	-	10.61
BLOM BANK	215.00	2309.10	215.00			2309.10	USD	-	-	10.74	-	-	-	10.74
RASAMNY-YOUNIS MOTORS CO	10.92	36.04	27.30			90.09	USD	-	-	3.30	-	-	-	3.30
HOLCIM Liban	19.52	296.84	19.52			296.84	USD	-	-	15.21	-	-	-	15.21
STE DES CIMENTS BLANCS N	3.00	8.43	3.00			8.43	USD	-	-	2.81	-	-	-	2.81

TOTAL EXECUTED	1,724.26	10,826.48	1,660.25			11,624.25		11,631	\$116,685
Official USD Closing	1507.5								

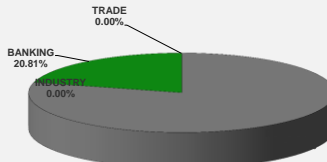
LEBANESE GLOBAL DEPOSITARY RECEIPTS	SHARES MM	BID \$	ASK \$	MID PRICE \$
BLOM BANK	73.90	10.70	10.90	10.80
BYBLOS BANK	1.31	70.00	0.00	0.00
AUDI BANK	116.24	5.50	5.60	5.55

STOCK INDEX	VALUE	PREVIOUS VALUE	% OF CHANGE
MARKET VALUE WEIGHTED INDEX	90.71	92.25	-1.68%
NUMBER OF TRANSACTIONS	20		

BEIRUT STOCK EXCHANGE DAILY TRADING VOLUME



BEIRUT STOCK EXCHANGE DAILY TRADING VALUE \$



Disclaimer: The Capital Markets Authority (CMA) publishes reports for general information purposes only. However, under no circumstances the CMA will accept any responsibility or liability in connection with the use of the information provided in these reports or on this website.

MATURITY	CURRENCY	ISSUED AMMOUNT (MM)	OUTSTANDING AMOUNT (MM)	COUPON	ISSUE P.	BIDS	ASKS	MID. P	YIELD	SPREAD	DURATION	CONVEXITY
Lebanon / 12-06-2018	USD	700.00	700.00	5.150	100.000	99.625	99.750	99.625	9.969	8.045	0.075	0.010
Lebanon / 12-11-2018	USD	1,025.00	1,025.00	5.150	100.000	99.720	101.120	99.720	5.796	3.691	0.423	0.358
Lebanon / 28-11-2018	EUR	445.00	445.00	5.350	100.000	100.000	101.000	100.000	5.204	5.777	0.467	0.437
Lebanon / 23-04-2019	USD	500.00	500.00	6.750	100.000	98.125	100.125	98.125	7.739	5.473	0.837	1.110
Lebanon / 20-05-2019	USD	650.00	650.00	6.000	100.000	98.750	100.050	98.750	7.378	5.099	0.908	1.270
Lebanon / 28-11-2019	USD	1,500.00	1,500.00	5.450	100.000	97.000	98.300	97.000	7.637	5.153	1.385	2.618
Lebanon / 09-03-2020	USD	1,200.00	1,200.00	6.375	100.000	96.478	97.837	96.478	8.568	6.065	1.598	3.414
Lebanon / 14-04-2020	USD	700.00	700.00	5.800	100.000	95.700	96.800	95.700	8.346	5.851	1.700	3.792
Lebanon / 19-06-2020	USD	600.00	600.00	6.150	100.000	95.750	96.750	95.750	8.467	5.965	1.811	4.340
Lebanon / 12-04-2021	USD	2,092.47	2,092.47	8.250	100.000	98.200	99.650	98.200	8.973	6.349	2.457	7.630
Lebanon / 27-05-2022	USD	500.00	500.00	6.250	100.000	91.375	92.375	91.375	8.873	6.110	3.404	14.040
Lebanon / 04-10-2022	USD	1,540.00	1,540.00	6.100	100.000	89.810	91.350	89.810	8.996	6.235	3.660	16.230
Lebanon / 27-01-2023	USD	1,100.00	1,100.00	6.000	100.000	88.500	89.900	88.500	9.090	6.330	3.816	17.960
Lebanon / 26-05-2023	USD	500.00	500.00	6.400	100.000	89.500	90.500	89.500	9.071	6.307	4.102	20.410
Lebanon / 22-04-2024	USD	700.00	700.00	6.650	100.000	88.400	89.770	88.400	9.250	6.485	4.639	26.520
Lebanon / 04-11-2024	USD	500.00	538.47	6.250	100.000	85.500	86.500	85.500	9.302	6.427	5.017	30.955
Lebanon / 03-12-2024	USD	250.00	250.00	7.000	100.000	88.875	89.875	88.875	9.323	6.447	5.010	31.032
Lebanon / 26-02-2025	USD	800.00	800.00	6.200	100.000	84.625	85.625	84.625	9.327	6.445	5.140	33.014
Lebanon / 12-06-2025	USD	800.00	800.00	6.250	100.000	84.375	86.375	84.375	9.335	6.456	5.231	34.850
Lebanon / 27-11-2026	USD	1,600.00	1,600.00	6.600	100.000	83.150	84.700	83.150	9.544	6.634	6.124	47.500
Lebanon / 23-03-2027	USD	1,250.00	1,250.00	6.850	100.000	83.890	85.360	83.890	9.601	6.685	6.147	48.980
Lebanon / 29-11-2027	USD	1,000.00	1,000.00	6.750	100.000	82.800	84.350	82.800	9.548	6.638	6.577	55.810
Lebanon / 20-03-2028	USD	700.00	1,700.00	7.000	100.000	93.000	94.000	93.000	8.046	5.197	6.864	60.510
Lebanon / 03-11-2028	USD	500.00	893.20	6.650	100.000	81.250	82.250	81.250	9.528	6.609	6.957	63.709
Lebanon / 25-05-2029	USD	1,000.00	1,000.00	6.850	100.000	82.000	83.000	82.000	9.531	6.613	7.175	68.320
Lebanon / 26-02-2030	USD	1,400.00	1,400.00	6.650	100.000	80.250	81.750	80.250	9.474	6.551	7.373	74.235
Lebanon / 22-04-2031	USD	300.00	300.00	7.000	100.000	81.750	83.250	81.750	9.482	6.563	7.774	83.690
Lebanon / 20-11-2031	USD	1,000.00	1,000.00	7.150	100.000	87.125	88.125	87.125	8.801	5.867	8.127	91.060
Lebanon / 23-03-2032	USD	1,000.00	1,000.00	7.000	100.000	81.125	82.625	81.125	9.478	6.559	8.002	90.705
Lebanon / 02-11-2035	USD	600.00	600.00	7.050	100.000	79.550	81.050	79.550	9.469	6.556	8.946	119.473
Lebanon / 23-03-2037	USD	750.00	750.00	7.250	100.000	80.375	81.875	80.375	9.508	6.589	9.043	126.427
TOTAL PUBLIC SECTOR EUROBONDS		27,277.407	28,709.07									

EURO CDS

Not Available

LEBANESE PRIVATE SECTOR EUROBONDS

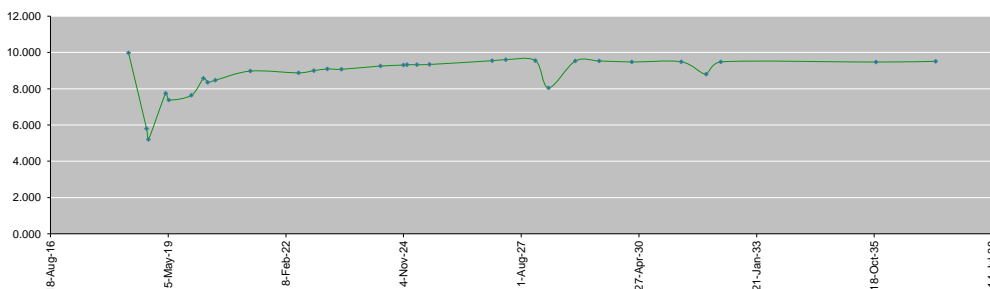
MATURITY	SIZE MM	TYPE	COUPON	Issue P.	BID \$	Ask \$	MID. P	YIELD	SPREAD	DURATION	CONVEXITY
BANK BYBLOS S.A.L/21-06-2021	USD 300	Note	7	100	99.05	99.32	99.05	7.35	4.73	2.61	8.68

World Yields in Native Terms	O/N	3 Months	6 Months	9 Months	1 Year	2 Years	3 Years	5 Years	7 Years	10 Years	30 Years
EUR	-	-0.61	-0.59	-0.60	-0.67	-0.65	-0.56	-0.23	0.02	0.39	1.10
U.S.A	-	1.95	2.12	--	2.29	2.49	2.62	2.76	2.87	2.91	3.06
U.K	-	0.47	0.56	--	0.60	0.68	0.72	1.02	1.13	1.30	1.76
Japan	-	-0.11	-0.11	-0.12	-0.13	-0.13	-0.11	-0.10	-0.04	0.05	0.73

Libor	USD	EUR	JPY	GBP
1 Months	2.01	-0.41	-0.06	0.50
2 Months	2.12	-0.37	-0.04	0.54
3 Months	2.31	-0.35	-0.02	0.62
6 Months	2.48	-0.31	0.02	0.73
1 Year	2.74	-0.23	0.12	0.91

Spot Rates	Bid	Ask
Lebanese Pound	1505.00	1521.00
Euro	1.17	1.1689
British Sterling Pound	1.34	1.3370
Japanese Yen	109.73	109.7600
Gold	1291.90	1291.99

Lebanese Republic USD Eurobonds Yield Curve



Disclaimer: The Capital Markets Authority (CMA) publishes reports for general information purposes only. However, under no circumstances the CMA will accept any responsibility or liability in connection with the use of the information provided in these reports or on this website.

Contact us by email: research@cma.gov.lb