هيئة الأسواق المالية
CAPITAL MARKETS AUTHORITY
LEBANON

**COMMUNICATION AND RESEARCH DEPARTMENT**
**CAPITAL MARKETS AUTHORITY**

Beirut Stock Exchange
Equity Market

**DAILY REPORT**
Prices and Indices
as at the closing of
29-Aug-18

| LISTED COMPANIES | LISTED SHARES (MM) | MARKET CAP. (MM $) | TOTAL ORDINARY SHARES (MM) | PREFERRED SHARES (MM) | PREFERRED SHARES ISSUE PRICE USD | TOTAL MARKET CAP. (MM $) | CUR. | TRADED VOLUME | TRADED VALUE USD | CLOSING PRICE | OPEN PRICE | HIGH PRICE | LOW PRICE | PREVIOUS PRICE |
|---|---|---|---|---|---|---|---|---|---|---|---|---|---|---|
| SOLIDERE A | 100.00 | 651.00 | 100.00 | | | 651.00 | USD | 23,085 | 149,634 | 6.51 | 6.40 | 6.60 | 6.40 | 6.38 |
| SOLIDERE B | 65.00 | 422.50 | 65.00 | | | 422.50 | USD | 11,252 | 73,116 | 6.50 | 6.50 | 6.50 | 6.42 | 6.50 |
| BQ.LIB. POUR LE COMMERCE | 51.03 | 47.46 | 152.70 | | | 142.01 | USD | - | - | 0.93 | - | - | - | 0.93 |
| BQ.LIB. POUR LE COMMERCE PREF. "C" | 0.35 | 35.00 | | 0.35 | | 35.00 | USD | - | - | 100.00 | - | - | - | 100.00 |
| BQ.LIB. POUR LE COMMERCE PREF. "D" | 0.75 | 70.13 | | 0.75 | | 70.13 | USD | - | - | 93.50 | - | - | - | 93.50 |
| BANQUE AUDI | 399.75 | 2038.72 | 399.75 | | | 2038.72 | USD | - | - | 5.10 | - | - | - | 5.10 |
| BANQUE AUDI GDR | 116.24 | 598.63 | | | | 598.63 | USD | 11,508 | 59,266 | 5.15 | 5.15 | 5.15 | 5.15 | 5.15 |
| BANQUE AUDI PREFERRED "G" | 1.50 | 142.50 | | 1.50 | 100.00 | 142.50 | USD | - | - | 95.00 | - | - | - | 95.00 |
| BANQUE AUDI PREFERRED "H" | 0.75 | 71.25 | | 0.75 | 100.00 | 71.25 | USD | - | - | 95.00 | - | - | - | 95.00 |
| BANQUE AUDI PREFERRED "I" | 2.50 | 232.25 | | 2.50 | 100.00 | 232.25 | USD | - | - | 92.90 | - | - | - | 92.90 |
| BANQUE AUDI PREFERRED "J" | 2.50 | 244.88 | | 2.50 | 100.00 | 244.88 | USD | - | - | 97.95 | - | - | - | 97.95 |
| BANK OF BEIRUT | 16.82 | 316.26 | 50.47 | | | 948.79 | USD | - | - | 18.80 | - | - | - | 18.80 |
| BANK OF BEIRUT PRIORITY | 4.76 | 100.00 | | | | 100.00 | USD | - | - | 21.00 | - | - | - | 21.00 |
| BANK OF BEIRUT PREFERRED SHARES "H | 5.40 | 135.38 | | 5.40 | 25.00 | 135.38 | USD | - | - | 25.07 | - | - | - | 25.07 |
| BANK OF BEIRUT PREFERRED SHARES "I" | 5.00 | 125.00 | | 5.00 | 25.00 | 125.00 | USD | - | - | 25.00 | - | - | - | 25.00 |
| BANK OF BEIRUT PREFERRED SHARES "J' | 3.00 | 75.00 | | 3.00 | 25.00 | 75.00 | USD | - | - | 25.00 | - | - | - | 25.00 |
| BANK OF BEIRUT PREFERRED SHARES "K | 4.00 | 100.60 | | 4.00 | 25.00 | 100.60 | USD | - | - | 25.15 | - | - | - | 25.15 |
| BYBLOS BANK | 565.52 | 791.72 | 565.52 | | | 791.72 | USD | - | - | 1.40 | - | - | - | 1.40 |
| BYBLOS BANK GDR | 1.31 | 98.18 | | | | 98.18 | USD | - | - | 75.00 | - | - | - | 75.00 |
| BYBLOS BANK PREFERRED SHARES 2008 | 2.00 | 157.20 | | 2.00 | 100.00 | 157.20 | USD | - | - | 78.60 | - | - | - | 78.60 |
| BYBLOS BANK PREFERRED SHARES 2009 | 2.00 | 172.00 | | 2.00 | 96.00 | 172.00 | USD | - | - | 86.00 | - | - | - | 86.00 |
| BQ.EUROPEENNE PR.M.O | 51.40 | 79.67 | 62.00 | | | 96.10 | USD | - | - | 1.55 | - | - | - | 1.55 |
| BQ.EUROPEENNE PR.M.O PREFERRED 20 | 0.35 | 34.58 | | 0.35 | 100.00 | 34.58 | USD | - | - | 98.80 | - | - | - | 98.80 |
| BLOM BANK GDR | 73.90 | 709.40 | | | | 709.40 | USD | 530 | 5,086 | 9.60 | 9.59 | 9.60 | 9.59 | 9.59 |
| BLOM BANK | 215.00 | 2064.00 | 215.00 | | | 2064.00 | USD | 500 | 4,800 | 9.60 | 9.60 | 9.60 | 9.60 | 9.47 |
| RASAMNY-YOUNIS MOTORS CO | 10.92 | 36.04 | 27.30 | | | 90.09 | USD | - | - | 3.30 | - | - | - | 3.30 |
| HOLCIM Liban | 19.52 | 330.99 | 19.52 | | | 330.99 | USD | 1,100 | 18,660 | 16.96 | 17.00 | 17.00 | 16.60 | 16.60 |
| STE DES CIMENTS BLANCS N | 3.00 | 8.52 | 3.00 | | | 8.52 | USD | - | - | 2.84 | - | - | - | 2.84 |
| **TOTAL EXECUTED** | **1,724.26** | **9,888.85** | **1,660.25** | | | **10,686.41** | | **47,975** | **$310,562** | | | | | |
| Official USD Closing | 1507.5 | | | | | | | | | | | | | |

| LEBANESE GLOBAL DEPOSITARY RECEIPTS | SHARES MM | BID $ | ASK $ | MID PRICE $ |
|---|---|---|---|---|
| BLOM BANK | 73.90 | 9.45 | 9.50 | 9.48 |
| BYBLOS BANK | 1.31 | 60.50 | 77.00 | 68.75 |
| AUDI BANK | 116.24 | 5.15 | 5.25 | 5.20 |

| STOCK INDEX | VALUE | PREVIOUS VALUE | % OF CHANGE |
|---|---|---|---|
| MARKET VALUE WEIGHTED INDEX | 72.06 | 71.41 | 0.91% |
| NUMBER OF TRANSACTIONS | 41 | | |

**BEIRUT STOCK EXCHANGE DAILY TRADING VOLUME**

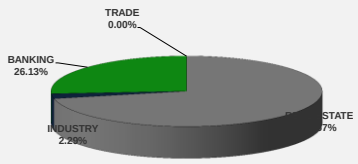


BEIRUT STOCK EXCHANGE DAILY TRADING VALUE $

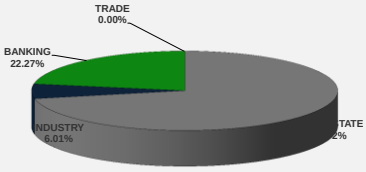


**Disclaimer:** The Capital Markets Authority (CMA) publishes reports for general information purposes only. However, under no circumstances the CMA will accept any responsibility or liability in connection with the use of the information provided in these reports or on this website. (Source: Thomson Reuters Eikon)

Contact us by email: research@cma.gov.lb

هيئة الأسواق المالية
CAPITAL MARKETS AUTHORITY
LEBANON

**COMMUNICATION AND RESEARCH DEPARTMENT**
**CAPITAL MARKETS AUTHORITY**

Luxembourg Stock Exchange
Lebanese Public Sector Eurobonds

**DAILY REPORT**
Prices and Yields
as at the closing of
29-Aug-18

| MATURITY | CURRENCY | ISSUED AMMOUNT (MM) | OUTSTANDING AMOUNT (MM) | COUPON | ISSUE P. | BID$ | ASK$ | MID. P | YIELD | SPREAD | DURATION | CONVEXITY |
|---|---|---|---|---|---|---|---|---|---|---|---|---|
| Lebanon / 12-11-2018 | USD | 1,025.00 | 1,025.00 | 5.150 | 100.000 | 99.610 | 99.750 | 99.610 | 7.019 | 4.951 | 0.197 | 0.078 |
| Lebanon / 28-11-2018 | EUR | 445.00 | 445.00 | 5.350 | 100.000 | 100.000 | 101.000 | 100.000 | 5.142 | 5.670 | 0.242 | 0.117 |
| Lebanon / 23-04-2019 | USD | 500.00 | 500.00 | 6.750 | 100.000 | 98.500 | 99.500 | 98.500 | 7.905 | 5.639 | 0.612 | 0.680 |
| Lebanon / 20-05-2019 | USD | 650.00 | 650.00 | 6.000 | 100.000 | 98.500 | 99.500 | 98.500 | 8.159 | 5.884 | 0.682 | 0.800 |
| Lebanon / 28-11-2019 | USD | 1,500.00 | 1,500.00 | 5.450 | 100.000 | 96.150 | 97.550 | 96.150 | 8.770 | 6.314 | 1.157 | 1.924 |
| Lebanon / 09-03-2020 | USD | 1,200.00 | 1,200.00 | 6.375 | 100.000 | 96.500 | 97.500 | 96.500 | 8.877 | 6.219 | 1.374 | 2.639 |
| Lebanon / 14-04-2020 | USD | 700.00 | 700.00 | 5.800 | 100.000 | 95.300 | 96.640 | 95.300 | 8.970 | 6.308 | 1.474 | 2.966 |
| Lebanon / 19-06-2020 | USD | 600.00 | 600.00 | 6.150 | 100.000 | 95.625 | 96.625 | 95.625 | 8.818 | 6.161 | 1.643 | 3.580 |
| Lebanon / 12-04-2021 | USD | 2,092.47 | 2,092.47 | 8.250 | 100.000 | 97.000 | 98.350 | 97.000 | 9.565 | 6.846 | 2.227 | 6.440 |
| Lebanon / 27-05-2022 | USD | 500.00 | 500.00 | 6.250 | 100.000 | 88.375 | 89.375 | 88.375 | 10.048 | 7.328 | 3.155 | 12.300 |
| Lebanon / 04-10-2022 | USD | 1,540.00 | 1,540.00 | 6.100 | 100.000 | 87.600 | 88.850 | 87.600 | 9.850 | 7.085 | 3.415 | 14.384 |
| Lebanon / 27-01-2023 | USD | 1,100.00 | 1,100.00 | 6.000 | 100.000 | 86.375 | 87.375 | 86.375 | 9.884 | 7.130 | 3.694 | 16.570 |
| Lebanon / 26-05-2023 | USD | 500.00 | 500.00 | 6.400 | 100.000 | 86.375 | 87.375 | 86.375 | 10.082 | 7.325 | 3.846 | 18.270 |
| Lebanon / 22-04-2024 | USD | 700.00 | 700.00 | 6.650 | 100.000 | 85.250 | 86.250 | 85.250 | 10.142 | 7.384 | 4.373 | 24.020 |
| Lebanon / 04-11-2024 | USD | 500.00 | 538.47 | 6.250 | 100.000 | 82.500 | 83.500 | 82.500 | 10.125 | 7.296 | 4.750 | 28.257 |
| Lebanon / 03-12-2024 | USD | 250.00 | 250.00 | 7.000 | 100.000 | 85.500 | 86.500 | 85.500 | 10.185 | 7.356 | 4.740 | 28.302 |
| Lebanon / 26-02-2025 | USD | 800.00 | 800.00 | 6.200 | 100.000 | 81.000 | 82.000 | 81.000 | 10.285 | 7.457 | 5.043 | 31.258 |
| Lebanon / 12-06-2025 | USD | 800.00 | 800.00 | 6.250 | 100.000 | 81.000 | 83.000 | 81.000 | 10.194 | 7.371 | 5.145 | 33.120 |
| Lebanon / 27-11-2026 | USD | 1,600.00 | 1,600.00 | 6.600 | 100.000 | 79.900 | 81.450 | 79.900 | 10.270 | 7.434 | 5.833 | 43.947 |
| Lebanon / 23-03-2027 | USD | 1,250.00 | 1,250.00 | 6.850 | 100.000 | 81.100 | 82.450 | 81.100 | 10.212 | 7.339 | 5.859 | 45.441 |
| Lebanon / 29-11-2027 | USD | 1,000.00 | 1,000.00 | 6.750 | 100.000 | 79.361 | 80.799 | 79.361 | 10.254 | 7.382 | 6.269 | 51.780 |
| Lebanon / 20-03-2028 | USD | 700.00 | 1,700.00 | 7.000 | 100.000 | 82.000 | 83.000 | 82.000 | 9.961 | 7.091 | 6.372 | 54.000 |
| Lebanon / 03-11-2028 | USD | 500.00 | 893.20 | 6.650 | 100.000 | 77.750 | 78.750 | 77.750 | 10.214 | 7.343 | 6.634 | 59.241 |
| Lebanon / 25-05-2029 | USD | 1,000.00 | 1,000.00 | 6.850 | 100.000 | 78.250 | 79.250 | 78.250 | 10.232 | 7.362 | 6.839 | 63.520 |
| Lebanon / 26-02-2030 | USD | 1,400.00 | 1,400.00 | 6.650 | 100.000 | 77.000 | 78.000 | 77.000 | 10.074 | 7.206 | 7.329 | 72.129 |
| Lebanon / 22-04-2031 | USD | 300.00 | 300.00 | 7.000 | 100.000 | 77.875 | 78.875 | 77.875 | 10.141 | 7.273 | 7.394 | 77.770 |
| Lebanon / 20-11-2031 | USD | 1,000.00 | 2,500.00 | 7.150 | 100.000 | 78.375 | 79.375 | 78.375 | 10.155 | 7.286 | 7.573 | 82.110 |
| Lebanon / 23-03-2032 | USD | 1,000.00 | 1,000.00 | 7.000 | 100.000 | 77.500 | 78.500 | 77.500 | 10.078 | 7.206 | 7.615 | 84.446 |
| Lebanon / 17-05-2033 | USD | 1,500.00 | 1,500.00 | 8.200 | 100.000 | 87.500 | 88.500 | 87.500 | 9.821 | 6.954 | 7.806 | 90.410 |
| Lebanon / 17-05-2034 | USD | 1,500.00 | 1,500.00 | 8.250 | 100.000 | 87.875 | 88.875 | 87.875 | 9.773 | 6.905 | 8.039 | 97.460 |
| Lebanon / 02-11-2035 | USD | 600.00 | 600.00 | 7.050 | 100.000 | 76.625 | 77.625 | 76.625 | 9.907 | 7.037 | 8.542 | 111.941 |
| Lebanon / 23-03-2037 | USD | 750.00 | 750.00 | 7.250 | 100.000 | 77.500 | 78.500 | 77.500 | 9.925 | 7.054 | 8.625 | 118.382 |
| **TOTAL PUBLIC SECTOR EUROBONDS** | | **29,576.384** | **32,508.09** | | | | | | | | | |

**EURO CDS**

| MATURITY | SIZE MM | TYPE | COUPON | Issue P. | BID $ | Ask $ | MID. P | YIELD | SPREAD | DURATION | CONVEXITY |
|---|---|---|---|---|---|---|---|---|---|---|---|
| Not Available | | | | | | | | | | | |

**LEBANESE PRIVATE SECTOR EUROBONDS**

| MATURITY | SIZE MM | TYPE | COUPON | Issue P. | BID $ | Ask $ | MID. P | YIELD | SPREAD | DURATION | CONVEXITY |
|---|---|---|---|---|---|---|---|---|---|---|---|
| BANK BYBLOS S.A.L/21-06-2021 | USD 300 | Note | 7 | 100 | 98.84 | 99.08 | 98.84 | 7.46 | 4.74 | 2.48 | 7.72 |
| BLOM BANK S.A.L/04-05-2023 | USD 300 | Certificate | 7.5 | 100 | 96.46 | 96.84 | 96.46 | 8.42 | 5.66 | 3.77 | 17.73 |
| Bank Audi S.A.L/16-10-2023 | USD 350 | Bond | 6.75 | 100 | 99.94 | 99.95 | 99.94 | 6.76 | 4.07 | 4.27 | 21.35 |

| World Yields in Native Terms | O/N | 3 Months | 6 Months | 9 Months | 1 Year | 2 Years | 3 Years | 5 Years | 7 Years | 10 Years | 30 Years |
|---|---|---|---|---|---|---|---|---|---|---|---|
| EUR | - | -0.59 | -0.63 | -0.61 | -0.63 | -0.58 | -0.47 | -0.22 | 0.04 | 0.41 | 1.08 |
| U.S.A | - | 2.13 | 2.27 | -- | 2.46 | 2.67 | 2.73 | 2.77 | 2.84 | 2.88 | 3.03 |
| U.K | - | 0.75 | 0.75 | -- | 0.76 | 0.75 | 0.80 | 1.07 | 1.18 | 1.47 | 1.79 |
| Japan | - | -0.14 | -0.15 | -0.12 | -0.11 | -0.11 | -0.09 | -0.07 | -0.01 | 0.10 | 0.84 |

| Libor | USD | EUR | JPY | GBP |
|---|---|---|---|---|
| 1 Months | 2.07 | -0.40 | -0.08 | 0.72 |
| 2 Months | 2.20 | -0.37 | -0.05 | 0.75 |
| 3 Months | 2.31 | -0.36 | -0.03 | 0.81 |
| 6 Months | 2.53 | -0.31 | 0.02 | 0.90 |
| 1 Year | 2.83 | -0.22 | 0.14 | 1.05 |

| Spot Rates | Bid | Ask |
|---|---|---|
| Lebanese Pound | 1508.00 | 1518.00 |
| Euro | 1.17 | 1.1662 |
| British Sterling Pound | 1.29 | 1.2874 |
| Japanese Yen | 111.36 | 111.3700 |
| Gold | 1202.91 | 1203.68 |

**Lebanese Republic USD Eurobonds Yield Curve**

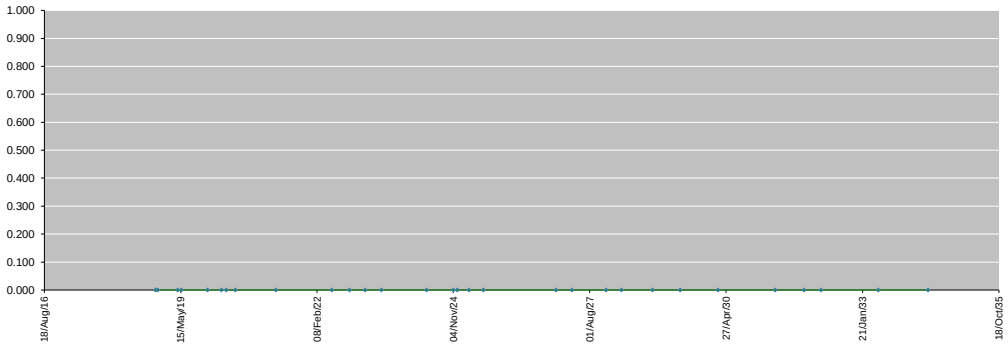


**Disclaimer:** The Capital Markets Authority (CMA) publishes reports for general information purposes only. However, under no circumstances the CMA will accept any responsibility or liability in connection with the use of the information provided in these reports or on this website.
(Source: Thomson Reuters Eikon)

Contact us by email: research@cma.gov.lb