

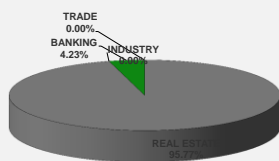
LISTED COMPANIES	LISTED SHARES	MARKET CAP.	TOTAL ORDINARY SHARES	PREFERRED SHARES	PREFERRED SHARES ISSUE PRICE	TOTAL MARKET CAP.	CUR.	TRADED VOLUME	TRADED VALUE	CLOSING PRICE	OPEN PRICE	HIGH PRICE	LOW PRICE	PREVIOUS PRICE
	(MM)	(MM \$)	(MM)	(MM)	USD	(MM \$)								
SOLIERE A	100.00	627.00	100.00			627.00	USD	119,211	723,841	6.27	6.00	6.39	6.00	6.00
SOLIERE B	65.00	390.00	65.00			390.00	USD	28,053	168,315	6.00	5.90	6.30	5.90	6.16
BQ.LIB. POUR LE COMMERCE	51.03	47.46	152.70			142.01	USD	-	-	0.93	-	-	-	0.93
BQ.LIB. POUR LE COMMERCE PEF. "C"	0.35	35.00		0.35		35.00	USD	-	-	100.00	-	-	-	100.00
BQ.LIB. POUR LE COMMERCE PEF. "D"	0.75	70.50		0.75		70.50	USD	-	-	94.00	-	-	-	94.00
BANQUE AUDI	399.75	1998.75	399.75			1998.75	USD	-	-	5.00	-	-	-	5.00
BANQUE AUDI GDR	116.24	581.19				581.19	USD	-	-	5.00	-	-	-	5.00
BANQUE AUDI PREFERRED "G"	1.50	142.50		1.50	100.00	142.50	USD	-	-	95.00	-	-	-	95.00
BANQUE AUDI PREFERRED "H"	0.75	67.13		0.75	100.00	67.13	USD	500	44,750	89.50	89.50	89.50	89.50	89.50
BANQUE AUDI PREFERRED "I"	2.50	225.00		2.50	100.00	225.00	USD	-	-	90.00	-	-	-	90.00
BANQUE AUDI PREFERRED "J"	2.50	225.00		2.50	100.00	225.00	USD	-	-	90.00	-	-	-	90.00
BANK OF BEIRUT	16.82	316.26	50.47			948.79	USD	-	-	18.80	-	-	-	18.80
BANK OF BEIRUT PRIORITY	4.76	100.00				100.00	USD	-	-	21.00	-	-	-	21.00
BANK OF BEIRUT PREFERRED SHARES "H"	5.40	135.00		5.40	25.00	135.00	USD	6,000	150,000	25.00	25.00	25.00	25.00	25.00
BANK OF BEIRUT PREFERRED SHARES "I"	5.00	124.75		5.00	25.00	124.75	USD	-	-	24.95	-	-	-	24.95
BANK OF BEIRUT PREFERRED SHARES "J"	3.00	75.00		3.00	25.00	75.00	USD	-	-	25.00	-	-	-	25.00
BANK OF BEIRUT PREFERRED SHARES "K"	4.00	100.00		4.00	25.00	100.00	USD	-	-	25.00	-	-	-	25.00
BYBLOS BANK	565.52	808.69	565.52			808.69	USD	-	-	1.43	-	-	-	1.43
BYBLOS BANK GDR	1.31	98.18				98.18	USD	-	-	75.00	-	-	-	75.00
BYBLOS BANK PREFERRED SHARES 2008	2.00	140.40		2.00	100.00	140.40	USD	-	-	70.20	-	-	-	70.20
BYBLOS BANK PREFERRED SHARES 2009	2.00	169.80		2.00	96.00	169.80	USD	-	-	84.90	-	-	-	84.90
BQ.EUROPEENNE PR.M.O	51.40	79.67	62.00			96.10	USD	-	-	1.55	-	-	-	1.55
BQ.EUROPEENNE PR.M.O PREFERRED 20	0.35	33.78		0.35	100.00	33.78	USD	-	-	96.50	-	-	-	96.50
BLOM BANK GDR	73.90	709.40				709.40	USD	-	-	9.60	-	-	-	9.60
BLOM BANK	215.00	2042.50	215.00			2042.50	USD	-	-	9.50	-	-	-	9.50
RASAMNY-YOUNIS MOTORS CO	10.92	32.87	27.30			82.17	USD	-	-	3.01	-	-	-	3.01
HOLCIM Liban	19.52	323.97	19.52			323.97	USD	-	-	16.60	-	-	-	16.60
STE DES CIMENTS BLANCS N	3.00	8.52	3.00			8.52	USD	-	-	2.84	-	-	-	2.84

TOTAL EXECUTED	1,724.26	9,708.31	1,660.25	10,501.12	153,764	\$1,086,906
Official USD Closing	1507.5					

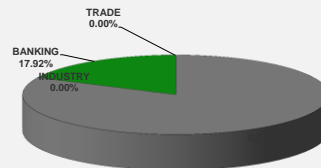
LEBANESE GLOBAL DEPOSITARY RECEIPTS	SHARES MM	BID \$	ASK \$	MID PRICE \$
BLOM BANK	73.90	9.50	9.55	9.53
BYBLOS BANK	1.31	60.50	77.00	68.75
AUDI BANK	116.24	4.84	5.00	4.92

STOCK INDEX	VALUE	PREVIOUS VALUE	% OF CHANGE
MARKET VALUE WEIGHTED INDEX	67.02	66.42	0.90%
NUMBER OF TRANSACTIONS	33		

BEIRUT STOCK EXCHANGE DAILY TRADING VOLUME



BEIRUT STOCK EXCHANGE DAILY TRADING VALUE \$



Disclaimer: The Capital Markets Authority (CMA) publishes reports for general information purposes only. However, under no circumstances the CMA will accept any responsibility or liability in connection with the use of the information provided in these reports or on this website. (Source: Thomson Reuters Eikon)

MATURITY	CURRENCY	ISSUED AMMOUNT (MM)	OUTSTANDING AMOUNT (MM)	COUPON	ISSUE P.	BID\$	ASK\$	MID. P	YIELD	SPREAD	DURATION	CONVEXITY
Lebanon / 12-11-2018	USD	1,025.00	1,025.00	5.150	100.000	99.500	99.625	99.500	10.781	8.521	0.085	0.015
Lebanon / 28-11-2018	EUR	445.00	445.00	5.350	100.000	99.500	100.000	99.500	8.788	9.239	0.130	0.034
Lebanon / 23-04-2019	USD	500.00	500.00	6.750	100.000	97.750	98.750	97.750	9.927	7.513	0.498	0.490
Lebanon / 20-05-2019	USD	650.00	650.00	6.000	100.000	97.500	98.850	97.500	10.323	7.863	0.568	0.600
Lebanon / 28-11-2019	USD	1,500.00	1,500.00	5.450	100.000	95.000	95.550	95.000	10.233	7.586	1.038	1.602
Lebanon / 09-03-2020	USD	1,200.00	1,200.00	6.375	100.000	94.750	96.250	94.750	10.464	7.824	1.300	2.343
Lebanon / 14-04-2020	USD	700.00	700.00	5.800	100.000	93.110	94.540	93.110	10.875	7.995	1.352	2.555
Lebanon / 19-06-2020	USD	600.00	600.00	6.150	100.000	93.500	94.500	93.500	10.435	7.557	1.521	3.130
Lebanon / 12-04-2021	USD	2,092.47	2,092.47	8.250	100.000	94.150	95.400	94.150	10.986	8.010	2.098	5.820
Lebanon / 27-05-2022	USD	500.00	500.00	6.250	100.000	86.625	87.625	86.625	10.798	7.813	3.030	11.460
Lebanon / 04-10-2022	USD	1,540.00	1,540.00	6.100	100.000	85.300	86.750	85.300	10.734	7.662	3.284	13.448
Lebanon / 27-01-2023	USD	1,100.00	1,100.00	6.000	100.000	84.450	85.900	84.450	10.595	7.527	3.568	15.590
Lebanon / 26-05-2023	USD	500.00	500.00	6.400	100.000	84.625	85.625	84.625	10.696	7.616	3.717	17.240
Lebanon / 22-04-2024	USD	700.00	700.00	6.650	100.000	83.190	83.200	83.190	10.761	7.689	4.229	22.730
Lebanon / 04-11-2024	USD	500.00	538.47	6.250	100.000	80.500	81.500	80.500	10.702	7.511	4.610	26.897
Lebanon / 03-12-2024	USD	250.00	250.00	7.000	100.000	83.140	83.867	83.140	10.823	7.653	4.592	26.885
Lebanon / 26-02-2025	USD	800.00	800.00	6.200	100.000	79.400	80.750	79.400	10.743	7.574	4.911	29.898
Lebanon / 12-06-2025	USD	800.00	800.00	6.250	100.000	79.375	81.375	79.375	10.643	7.460	5.008	31.690
Lebanon / 27-11-2026	USD	1,600.00	1,600.00	6.600	100.000	78.300	79.800	78.300	10.654	7.481	5.686	42.225
Lebanon / 23-03-2027	USD	1,250.00	1,250.00	6.850	100.000	79.375	80.375	79.375	10.604	7.358	5.950	45.483
Lebanon / 29-11-2027	USD	1,000.00	1,000.00	6.750	100.000	77.760	79.240	77.760	10.609	7.376	6.117	49.870
Lebanon / 20-03-2028	USD	700.00	1,700.00	7.000	100.000	79.250	80.250	79.250	10.518	7.268	6.190	51.680
Lebanon / 03-11-2028	USD	500.00	893.20	6.650	100.000	76.250	77.250	76.250	10.533	7.281	6.478	57.152
Lebanon / 25-05-2029	USD	1,000.00	1,000.00	6.850	100.000	77.000	78.000	77.000	10.489	7.243	6.688	61.430
Lebanon / 26-02-2030	USD	1,400.00	1,400.00	6.650	100.000	75.051	76.549	75.051	10.447	7.216	7.161	69.648
Lebanon / 22-04-2031	USD	300.00	300.00	7.000	100.000	75.690	75.700	75.690	10.538	7.303	7.175	74.480
Lebanon / 20-11-2031	USD	1,000.00	2,500.00	7.150	100.000	76.201	76.638	76.201	10.538	7.291	7.359	78.800
Lebanon / 23-03-2032	USD	1,000.00	1,000.00	7.000	100.000	75.350	76.700	75.350	10.453	7.224	7.760	85.087
Lebanon / 17-05-2033	USD	1,500.00	1,500.00	8.200	100.000	80.875	81.875	80.875	10.835	7.588	7.404	83.790
Lebanon / 17-05-2034	USD	1,500.00	1,500.00	8.250	100.000	81.875	82.875	81.875	10.656	7.409	7.645	90.690
Lebanon / 02-11-2035	USD	600.00	600.00	7.050	100.000	74.810	76.000	74.810	10.193	6.959	8.329	108.068
Lebanon / 23-03-2037	USD	750.00	750.00	7.250	100.000	75.250	76.750	75.250	10.265	7.032	8.787	119.293
TOTAL PUBLIC SECTOR EUROBONDS		29,566.772	32,498.52									

BDL EURO CDS												
MATURITY	SIZE MM	TYPE	COUPON	Issue P.	BID \$	Ask \$	MID. P	YIELD	SPREAD	DURATION	CONVEXITY	
Not Available												

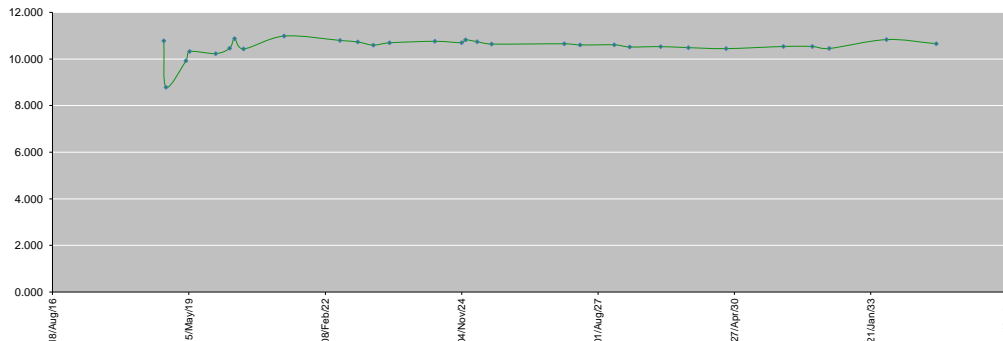
LEBANESE PRIVATE SECTOR EUROBONDS												
MATURITY	SIZE MM	TYPE	COUPON	Issue P.	BID \$	Ask \$	MID. P	YIELD	SPREAD	DURATION	CONVEXITY	
BANK BYBLOS S.A.L/21-06-2021	USD 300	Note	7	100	98.29	98.53	98.29	7.71	4.73	2.37	7.11	
BLOM BANK S.A.L/04-05-2023	USD 300	Certificate	7.5	100	96.61	96.97	96.61	8.40	5.33	3.66	16.88	
Bank Audi S.A.L/16-10-2023	USD 350	Bond	6.75	100	99.82	99.85	99.82	6.79	3.78	4.16	20.37	

World Yields in Native Terms	O/N	3 Months	6 Months	9 Months	1 Year	2 Years	3 Years	5 Years	7 Years	10 Years	30 Years
EUR	-	-0.57	-0.64	-0.59	-0.61	-0.57	-0.43	-0.11	0.17	0.54	1.17
U.S.A	-	2.22	2.42	--	2.63	2.88	2.98	3.07	3.17	3.23	3.41
U.K	-	0.73	0.77	--	0.85	0.90	0.94	1.27	1.41	1.70	2.04
Japan	-	-0.31	-0.13	-0.13	-0.12	-0.11	-0.08	-0.06	0.04	0.16	0.95

Libor	USD	EUR	JPY	GBP
1 Months	2.28	-0.41	-0.10	0.72
2 Months	2.32	-0.37	-0.09	0.75
3 Months	2.41	-0.35	-0.07	0.80
6 Months	2.63	-0.31	0.01	0.91
1 Year	2.96	-0.21	0.14	1.09

Spot Rates	Bid	Ask
Lebanese Pound	1508.00	1518.00
Euro	1.14	1.1447
British Sterling Pound	1.31	1.3058
Japanese Yen	113.20	113.2100
Gold	1186.56	1187.33

Lebanese Republic USD Eurobonds Yield Curve



Disclaimer: The Capital Markets Authority (CMA) publishes reports for general information purposes only. However, under no circumstances the CMA will accept any responsibility or liability in connection with the use of the information provided in these reports or on this website.

 (Source: Thomson Reuters Eikon)

Contact us by email: research@cma.gov.lb

