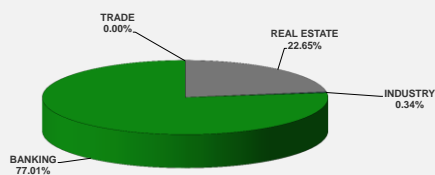


LISTED COMPANIES	LISTED SHARES	MARKET CAP.	TOTAL ORDINARY SHARES	PREFERRED SHARES	PREFERRED SHARES ISSUE PRICE	TOTAL MARKET CAP.	CUR.	TRADED VOLUME	TRADED VALUE	CLOSING PRICE	OPEN PRICE	HIGH PRICE	LOW PRICE	PREVIOUS PRICE
	(MM)	(MM \$)	(MM)	(MM)	USD	(MM \$)			USD					
SOLIDERE A	100.00	505.00	100.00			505.00	USD	9,900	49,821	5.05	5.00	5.05	5.00	5.11
SOLIDERE B	65.00	326.95	65.00			326.95	USD	8,503	43,112	5.03	5.00	5.15	4.98	5.08
BQ.LIB. POUR LE COMMERCE	51.03	47.46	152.70			142.01	USD	-	-	0.93	-	-	-	0.93
BQ.LIB. POUR LE COMMERCE PRAF. "D"	0.75	70.50		0.75		70.50	USD	-	-	94.00	-	-	-	94.00
BQ.LIB. POUR LE COMMERCE PRAF. "E"	0.26	24.72		0.26		24.72	USD	-	-	94.00	-	-	-	94.00
BANQUE AUDI	399.75	1599.00	399.75			1599.00	USD	51,311	205,244	4.00	4.00	4.00	4.00	4.00
BANQUE AUDI GDR	116.24	488.20				488.20	USD	-	-	4.20	-	-	-	4.20
BANQUE AUDI PREFERRED "H"	0.75	62.25		0.75	100.00	62.25	USD	-	-	83.00	-	-	-	83.00
BANQUE AUDI PREFERRED "I"	2.50	224.50		2.50	100.00	224.50	USD	-	-	89.80	-	-	-	89.80
BANQUE AUDI PREFERRED "J"	2.50	205.00		2.50	100.00	205.00	USD	-	-	82.00	-	-	-	82.00
BANK OF BEIRUT	16.82	316.26	50.47			948.79	USD	-	-	18.80	-	-	-	18.80
BANK OF BEIRUT PRIORITY	4.76	100.00				100.00	USD	-	-	21.00	-	-	-	21.00
BANK OF BEIRUT PREFERRED SHARES "H"	5.40	135.00		5.40	25.00	135.00	USD	6,400	160,000	25.00	25.00	25.00	25.00	24.90
BANK OF BEIRUT PREFERRED SHARES "I"	5.00	124.75		5.00	25.00	124.75	USD	-	-	24.95	-	-	-	24.95
BANK OF BEIRUT PREFERRED SHARES "J"	3.00	75.00		3.00	25.00	75.00	USD	2,600	65,000	25.00	25.00	25.00	25.00	25.00
BANK OF BEIRUT PREFERRED SHARES "K"	4.00	100.00		4.00	25.00	100.00	USD	-	-	25.00	-	-	-	25.00
BYBLOS BANK	565.52	706.89	565.52			706.89	USD	-	-	1.25	-	-	-	1.25
BYBLOS BANK GDR	1.31	91.64				91.64	USD	-	-	70.00	-	-	-	70.00
BYBLOS BANK PREFERRED SHARES 2008	2.00	138.00		2.00	100.00	138.00	USD	-	-	69.00	-	-	-	69.00
BYBLOS BANK PREFERRED SHARES 2009	2.00	144.00		2.00	96.00	144.00	USD	-	-	72.00	-	-	-	72.00
BQ.EUROPEENNE PR.M.O	51.40	77.10	62.00			93.00	USD	-	-	1.50	-	-	-	1.50
BQ.EUROPEENNE PR.M.O PREFERRED 2013	0.35	32.55		0.35	100.00	32.55	USD	-	-	93.00	-	-	-	93.00
BLOM BANK GDR	73.90	569.00				569.00	USD	1,250	9,625	7.70	7.70	7.70	7.70	7.70
BLOM BANK	215.00	1827.50	215.00			1827.50	USD	1,000	8,500	8.50	8.50	8.50	8.50	8.55
RASAMNY-YOUNIS MOTORS CO	10.92	35.82	27.30			89.54	USD	-	-	3.28	-	-	-	3.28
HOLCIM Liban	19.52	275.18	19.52			275.18	USD	274	3,863	14.10	14.10	14.10	14.10	14.30
STE DES CEMENTS BLANCS N	3.00	8.10	3.00			8.10	USD	-	-	2.70	-	-	-	2.70
TOTAL EXECUTED	1,722.67	8,310.37	1,660.25			9,107.07		81,238	\$545,165					
Official USD Closing	1507.5													

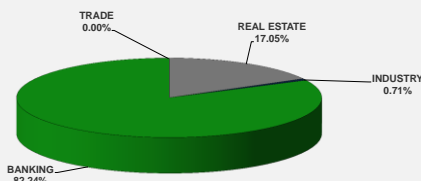
LEBANESE GLOBAL DEPOSITARY RECEIPTS	SHARES MM	BID \$	ASK \$	MID PRICE \$
BLOM BANK	73.90	7.45	7.60	7.53
BYBLOS BANK	1.31	0.00	70.00	0.00
AUDI BANK	116.24	3.90	4.26	4.08

STOCK INDEX	VALUE	PREVIOUS VALUE	% OF CHANGE
MARKET VALUE WEIGHTED INDEX	55.62	55.97	-0.63%
NUMBER OF TRANSACTIONS	30		

BEIRUT STOCK EXCHANGE DAILY TRADING VOLUME



BEIRUT STOCK EXCHANGE DAILY TRADING VALUE \$



Disclaimer: The Capital Markets Authority (CMA) publishes reports for general information purposes only. However, under no circumstances the CMA will accept any responsibility or liability in connection with the use of the information provided in these reports or on this website. (Source: Thomson Reuters Eikon)

MATURITY	CURRENCY	ISSUED AMMOUNT (MM)	OUTSTANDING AMOUNT (MM)	COUPON	ISSUE P.	BID\$	ASK\$	MID. P	YIELD	SPREAD 3 MONTH US TREASURY	DURATION	CONVEXITY
Lebanon / 28-11-2019	USD	1,500.00	1,500.00	5.450	100.000	98.375	98.625	98.375	8.968	6.651	0.461	0.426
Lebanon / 09-03-2020	USD	1,200.00	1,200.00	6.375	100.000	97.850	99.070	97.850	9.342	7.158	0.715	0.862
Lebanon / 14-04-2020	USD	700.00	700.00	5.800	100.000	96.500	97.790	96.500	10.142	7.967	0.806	1.042
Lebanon / 19-06-2020	USD	600.00	600.00	6.150	100.000	96.125	97.125	96.125	10.169	7.956	0.948	1.380
Lebanon / 12-04-2021	USD	2,092.47	2,092.47	8.250	100.000	94.625	94.782	94.625	11.540	9.667	1.639	3.580
Lebanon / 27-05-2022	USD	500.00	500.00	6.250	100.000	85.625	86.625	85.625	12.145	10.345	2.585	8.250
Lebanon / 04-10-2022	USD	1,540.00	1,540.00	6.100	100.000	84.640	85.580	84.640	11.812	9.983	2.858	10.021
Lebanon / 27-01-2023	USD	1,100.00	1,100.00	6.000	100.000	83.030	83.740	83.030	11.864	10.038	3.033	11.470
Lebanon / 26-05-2023	USD	500.00	500.00	6.400	100.000	82.750	83.750	82.750	11.980	10.075	3.324	13.480
Lebanon / 22-04-2024	USD	700.00	700.00	6.650	100.000	81.020	81.730	81.020	11.881	10.009	3.897	18.740
Lebanon / 04-11-2024	USD	500.00	538.47	6.250	100.000	79.250	80.250	79.250	11.502	9.626	4.296	22.666
Lebanon / 03-12-2024	USD	250.00	250.00	7.000	100.000	81.625	82.625	81.625	11.617	9.757	4.301	22.833
Lebanon / 26-02-2025	USD	800.00	800.00	6.200	100.000	78.500	79.500	78.500	11.412	9.532	4.434	24.541
Lebanon / 12-06-2025	USD	800.00	800.00	6.250	100.000	78.875	80.875	78.875	11.162	9.139	4.549	26.330
Lebanon / 27-11-2026	USD	1,600.00	1,600.00	6.600	100.000	77.320	78.470	77.320	11.150	9.164	5.478	37.835
Lebanon / 23-03-2027	USD	1,250.00	1,250.00	6.850	100.000	77.750	78.750	77.750	11.197	9.176	5.515	39.291
Lebanon / 29-11-2027	USD	1,000.00	1,000.00	6.750	100.000	76.160	77.320	76.160	11.171	9.075	5.943	45.420
Lebanon / 20-03-2028	USD	700.00	1,700.00	7.000	100.000	79.500	80.500	79.500	10.649	8.520	6.081	47.890
Lebanon / 03-11-2028	USD	500.00	893.20	6.650	100.000	75.530	76.950	75.530	10.864	8.765	6.369	53.128
Lebanon / 25-05-2029	USD	1,000.00	1,000.00	6.850	100.000	75.750	76.750	75.750	10.897	8.769	6.583	57.310
Lebanon / 26-02-2030	USD	1,400.00	1,400.00	6.650	100.000	73.160	74.460	73.160	10.963	8.860	6.752	62.355
Lebanon / 22-04-2031	USD	300.00	300.00	7.000	100.000	74.125	75.125	74.125	10.941	8.842	7.148	71.000
Lebanon / 20-11-2031	USD	1,000.00	2,500.00	7.150	100.000	75.585	76.005	75.585	10.751	8.653	7.365	75.750
Lebanon / 23-03-2032	USD	1,000.00	1,000.00	7.000	100.000	76.125	77.125	76.125	10.416	8.317	7.479	79.078
Lebanon / 17-05-2033	USD	1,500.00	1,500.00	8.200	100.000	84.199	84.684	84.199	10.366	8.268	7.628	84.260
Lebanon / 17-05-2034	USD	1,500.00	1,500.00	8.250	100.000	84.617	84.952	84.617	10.286	8.188	7.871	91.270
Lebanon / 02-11-2035	USD	600.00	600.00	7.050	100.000	73.375	74.375	73.375	10.481	8.382	8.372	105.220
Lebanon / 23-03-2037	USD	750.00	750.00	7.250	100.000	73.875	74.875	73.875	10.525	8.426	8.449	111.356
TOTAL PUBLIC SECTOR EUROBONDS		26,882.469	29,814.13									

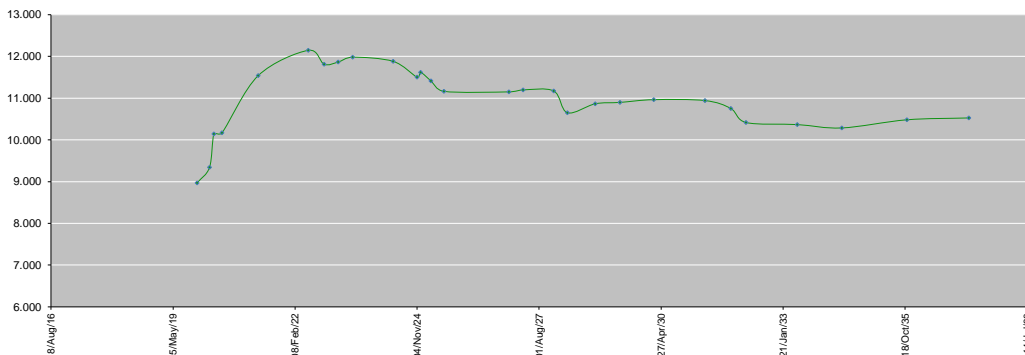
BDL EURO CDS												
MATURITY	SIZE MM	TYPE	COUPON	Issue P.	BID \$	Ask \$	MID. P	YIELD	SPREAD	DURATION	CONVEXITY	
Not Available												

LEBANESE PRIVATE SECTOR EUROBONDS												
MATURITY	SIZE MM	TYPE	COUPON	Issue P.	BID \$	Ask \$	MID. P	YIELD	SPREAD	DURATION	CONVEXITY	
BANK BYBLOS S.A.L/21-06-2021	USD 300	Note	7	100	100.80	100.99	100.80	6.57	4.70	1.83	4.44	
BLOM BANK S.A.L/04-05-2023	USD 300	Certificate	7.5	100	91.93	92.23	91.93	10.03	8.16	3.26	13.11	
Bank Audi S.A.L/16-10-2023	USD 350	Bond	6.75	100	99.91	99.92	99.91	6.77	4.92	3.72	16.10	

World Yields in Native Terms												
	O/N	3 Months	6 Months	9 Months	1 Year	2 Years	3 Years	5 Years	7 Years	10 Years	30 Years	
EUR	-	-0.56	-0.52	-0.55	-0.58	-0.66	-0.68	-0.58	-0.47	-0.21	0.41	
U.S.A	-	2.34	2.34	--	2.16	1.87	1.83	1.88	1.99	2.11	2.56	
U.K	-	0.73	0.78	--	0.64	0.59	0.55	0.62	0.70	0.87	1.45	
Japan	-	-0.13	-0.13	-0.13	-0.16	-0.18	-0.19	-0.19	-0.19	-0.09	0.47	

Libor					Spot Rates		
	USD	EUR	JPY	GBP		Bid	Ask
1 Months	2.43	-0.42	-0.13	0.73	Lebanese Pound	1505.70	1518.70
2 Months	2.47	-0.38	-0.10	0.77	Euro	1.12	1.1187
3 Months	2.50	-0.34	-0.06	0.80	British Sterling Pound	1.26	1.2638
6 Months	2.52	-0.32	0.00	0.87	Japanese Yen	108.29	108.3200
1 Year	2.51	-0.23	0.09	1.00	Gold	1316.61	1317.38

Lebanese Republic USD Eurobonds Yield Curve



Disclaimer: The Capital Markets Authority (CMA) publishes reports for general information purposes only. However, under no circumstances the CMA will accept any responsibility or liability in connection with the use of the information provided in these reports or on this website.
(Source: Thomson Reuters Eikon)

Contact us by email: research@cma.gov.lb

