

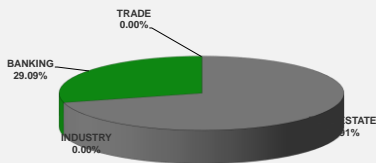
LISTED COMPANIES	LISTED SHARES	MARKET CAP.	TOTAL ORDINARY SHARES	PREFERRED SHARES	PREFERRED SHARES ISSUE PRICE	TOTAL MARKET CAP.	CUR.	TRADED VOLUME	TRADED VALUE	CLOSING PRICE	OPEN PRICE	HIGH PRICE	LOW PRICE	PREVIOUS PRICE
	(MM)	(MM \$)	(MM)	(MM)	USD	(MM \$)								
SOLIDERE A	100.00	999.00	100.00			999.00	USD	2,328	23,248	9.99	9.96	10.00	9.96	10.11
SOLIDERE B	65.00	650.00	65.00			650.00	USD	12,319	123,137	10.00	9.95	10.00	9.95	10.11
BQ.LIB. POUR LE COMMERCE	71.03	66.06	152.70			142.01	USD	-	-	0.93	-	-	-	0.93
BQ.LIB. POUR LE COMMERCE PEF. "D"	0.75	70.50		0.75		70.50	USD	-	-	94.00	-	-	-	94.00
BQ.LIB. POUR LE COMMERCE PEF. "E"	0.26	24.77		0.26		24.77	USD	-	-	94.00	-	-	-	94.00
BANQUE AUDI	399.75	399.75	399.75			399.75	USD	6,010	6,010	1.00	1.00	1.00	1.00	1.00
BANQUE AUDI GDR	119.64	239.28				239.28	USD	-	-	2.00	-	-	-	2.00
BANQUE AUDI PREFERRED "H"	0.75	57.75		0.75	100.00	57.75	USD	-	-	77.00	-	-	-	77.00
BANQUE AUDI PREFERRED "I"	2.50	124.88		2.50	100.00	124.88	USD	-	-	49.95	-	-	-	49.95
BANQUE AUDI PREFERRED "J"	2.75	192.36		2.50	100.00	174.88	USD	-	-	69.95	-	-	-	69.95
BANK OF BEIRUT	20.80	390.97	50.47			948.79	USD	-	-	18.80	-	-	-	18.80
BANK OF BEIRUT PRIORITY	4.76	100.00				100.00	USD	-	-	21.00	-	-	-	21.00
BANK OF BEIRUT PREFERRED SHARES "H"	5.40	135.00		5.40	25.00	135.00	USD	-	-	25.00	-	-	-	25.00
BANK OF BEIRUT PREFERRED SHARES "I"	5.00	125.00		5.00	25.00	125.00	USD	-	-	25.00	-	-	-	25.00
BANK OF BEIRUT PREFERRED SHARES "J"	3.00	75.00		3.00	25.00	75.00	USD	-	-	25.00	-	-	-	25.00
BANK OF BEIRUT PREFERRED SHARES "K"	4.00	100.00		4.00	25.00	100.00	USD	-	-	25.00	-	-	-	25.00
BYBLOS BANK	565.52	361.93	565.52			361.93	USD	-	-	0.64	-	-	-	0.64
BYBLOS BANK GDR	1.31	81.16				81.16	USD	-	-	62.00	-	-	-	62.00
BYBLOS BANK PREFERRED SHARES 2008	2.00	99.90		2.00	100.00	99.90	USD	-	-	49.95	-	-	-	49.95
BYBLOS BANK PREFERRED SHARES 2009	2.00	105.50		2.00	96.00	105.50	USD	-	-	52.75	-	-	-	52.75
BQ.EUROPEENNE PR.M.O	51.40	61.68	62.00			74.40	USD	-	-	1.20	-	-	-	1.20
BQ.EUROPEENNE PR.M.O PREFERRED 2013	0.35	32.20		0.35	100.00	32.20	USD	-	-	92.00	-	-	-	92.00
BLOM BANK GDR	73.90	258.64				258.64	USD	-	-	3.50	-	-	-	3.50
BLOM BANK	215.00	707.35	215.00			707.35	USD	-	-	3.29	-	-	-	3.29
RASAMNY-YOUNIS MOTORS CO	10.92	35.82	27.30			89.54	USD	-	-	3.28	-	-	-	3.28
HOLCIM Liban	19.52	195.16	19.52			195.16	USD	-	-	10.00	-	-	-	10.00
STE DES CIMENTS BLANCS N	9.00	28.80	3.00			9.60	USD	-	-	3.20	-	-	-	3.20

**TOTAL EXECUTED** 1,756.30 5,718.46 1,660.25 6,381.98 20,657 \$152,395  
Official USD Closing 1507.5

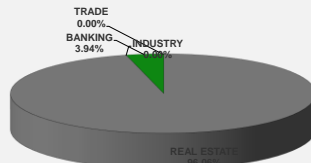
LEBANESE GLOBAL DEPOSITORY RECEIPTS	SHARES MM	BID \$	ASK \$	MID PRICE \$
BLOM BANK	73.90	1.51	1.60	1.55
BYBLOS BANK	1.31	0.00	70.00	0.00
AUDI BANK	116.24	0.40	0.47	0.44

STOCK INDEX	VALUE	PREVIOUS VALUE	% OF CHANGE
MARKET VALUE WEIGHTED INDEX	77.55	78.79	-1.57%
NUMBER OF TRANSACTIONS	11		

BEIRUT STOCK EXCHANGE DAILY TRADING VOLUME



BEIRUT STOCK EXCHANGE DAILY TRADING VALUE \$



**Disclaimer:** The Capital Markets Authority (CMA) publishes reports for general information purposes only. However, under no circumstances the CMA will accept any responsibility or liability in connection with the use of the information provided in these reports or on this website. (Source: Thomson Reuters Eikon)

MATURITY	CURRENCY	ISSUED AMMOUNT (MM)	OUTSTANDING AMOUNT (MM)	COUPON	ISSUE P.	BIDS	ASKS	MID. P	SPREAD 3 MONTH US		DURATION	CONVEXITY
									YIELD	TREASURY		
Lebanon / 19-06-2020	USD	600.00	600.00	6.150	100.000	17.875	18.125	17.875	6125.874	6230.288	0.014	0.000
Lebanon / 12-04-2021	USD	2,092.47	2,092.47	8.250	100.000	17.000	17.500	17.000	354.094	372.067	0.317	0.160
Lebanon / 27-05-2022	USD	500.00	500.00	6.250	100.000	17.625	18.625	17.625	109.046	108.873	1.300	2.110
Lebanon / 04-10-2022	USD	1,540.00	1,540.00	6.100	100.000	17.250	19.250	17.250	90.809	90.529	1.634	3.238
Lebanon / 27-01-2023	USD	1,100.00	1,100.00	6.000	100.000	16.500	18.500	16.500	80.581	80.336	1.918	4.370
Lebanon / 26-05-2023	USD	500.00	500.00	6.400	100.000	17.500	18.500	17.500	67.634	67.420	2.246	5.890
Lebanon / 22-04-2024	USD	700.00	700.00	6.650	100.000	16.375	18.750	16.375	52.260	52.025	3.096	10.810
Lebanon / 04-11-2024	USD	500.00	538.47	6.250	100.000	16.625	17.625	16.625	44.889	44.529	3.631	14.668
Lebanon / 03-12-2024	USD	250.00	250.00	7.000	100.000	17.500	19.190	17.500	42.622	42.241	3.738	15.522
Lebanon / 26-02-2025	USD	800.00	800.00	6.200	100.000	16.340	20.920	16.340	42.098	41.715	3.972	17.438
Lebanon / 12-06-2025	USD	800.00	800.00	6.250	100.000	17.500	19.500	17.500	37.784	37.424	4.259	19.940
Lebanon / 27-11-2026	USD	1,600.00	1,600.00	6.600	100.000	17.375	18.375	17.375	28.848	28.326	5.688	34.846
Lebanon / 23-03-2027	USD	1,250.00	1,250.00	6.850	100.000	16.375	17.375	16.375	28.386	27.860	5.983	38.417
Lebanon / 29-11-2027	USD	1,000.00	1,000.00	6.750	100.000	17.250	19.250	17.250	24.859	24.337	6.696	47.820
Lebanon / 20-03-2028	USD	700.00	1,700.00	7.000	100.000	16.250	17.250	16.250	24.679	24.153	6.964	51.610
Lebanon / 23-03-2028	USD	500.00	893.20	6.650	100.000	16.350	20.720	16.350	22.685	22.146	7.626	61.603
Lebanon / 25-05-2029	USD	1,000.00	1,000.00	6.850	100.000	17.500	18.500	17.500	20.361	19.676	8.171	70.480
Lebanon / 27-11-2029	USD	1,500.00	1,500.00	11.500	100.000	16.875	17.875	16.875	19.647	18.962	8.658	78.920
Lebanon / 26-02-2030	USD	1,400.00	1,400.00	6.650	100.000	16.340	20.630	16.340	19.488	18.782	8.933	83.896
Lebanon / 22-04-2031	USD	300.00	300.00	7.000	100.000	16.000	17.000	16.000	17.544	16.855	10.033	105.270
Lebanon / 20-11-2031	USD	1,000.00	2,500.00	7.150	100.000	16.625	17.625	16.625	16.264	15.576	10.626	117.830
Lebanon / 23-03-2032	USD	1,000.00	1,000.00	7.000	100.000	17.040	20.500	17.040	15.550	14.851	11.009	126.329
Lebanon / 17-05-2033	USD	1,500.00	1,500.00	8.200	100.000	16.500	17.500	16.500	14.390	13.704	12.110	152.310
Lebanon / 17-05-2034	USD	1,500.00	1,500.00	8.250	100.000	16.500	17.500	16.500	13.326	12.640	13.108	177.980
Lebanon / 27-07-2035	USD	1,500.00	1,500.00	12.000	100.000	16.500	18.000	16.500	12.245	11.054	14.307	211.450
Lebanon / 02-11-2035	USD	600.00	600.00	7.050	100.000	17.500	19.000	17.500	11.625	10.433	14.597	219.995
Lebanon / 23-03-2037	USD	750.00	750.00	7.250	100.000	17.029	20.231	17.029	10.809	9.611	15.997	263.516
<b>TOTAL PUBLIC SECTOR EUROBONDS</b>		<b>26,482,469</b>	<b>29,414,13</b>									

BDL EURO CDS												
MATURITY	SIZE MM	TYPE	COUPON	Issue P.	BID \$	Ask \$	MID. P	YIELD	SPREAD	DURATION	CONVEXITY	
Not Available												

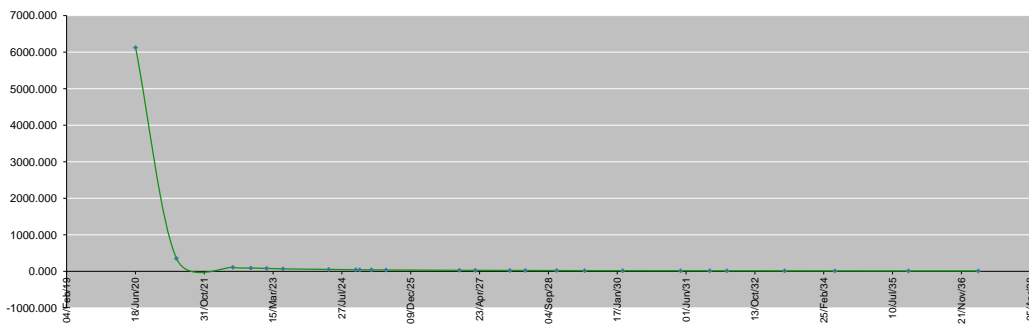
LEBANESE PRIVATE SECTOR EUROBONDS												
MATURITY	SIZE MM	TYPE	COUPON	Issue P.	BID \$	Ask \$	MID. P	YIELD	SPREAD	DURATION	CONVEXITY	
BANK BYBLOS S.A.L/21-06-2021	USD 300	Note	7	100	73.00	73.75	73.00	40.50	39.98	0.84	1.09	
BLOM BANK S.A.L/04-05-2023	USD 300	Certificate	7.5	100	43.75	45.75	43.75	42.93	42.79	2.08	5.63	
Bank Audi S.A.L/16-10-2023	USD 350	Bond	6.75	100	45.50	47.50	45.50	34.75	36.02	2.59	8.19	

World Yields in Native Terms	O/N	3 Months	6 Months	9 Months	1 Year	2 Years	3 Years	5 Years	7 Years	10 Years	30 Years
EUR	-	-0.51	-0.53	-0.57	-0.57	-0.66	-0.66	-0.63	-0.53	-0.43	0.01
U.S.A	-	0.13	0.16	--	0.17	0.18	0.23	0.36	0.54	0.70	1.44
U.K	-	0.11	0.09	--	0.08	-0.01	0.00	0.02	0.05	0.20	0.62
Japan	-	-0.10	-0.15	-0.15	-0.15	-0.15	-0.16	-0.12	-0.11	0.00	0.48

Libor	USD	EUR	JPY	GBP
1 Months	0.17	-0.46	-0.07	0.11
2 Months	0.28	-0.35	-0.05	0.18
3 Months	0.37	-0.32	-0.03	0.25
6 Months	0.57	-0.13	0.02	0.43
1 Year	0.68	-0.08	0.12	0.60

Spot Rates	Bid	Ask
Lebanese Pound	1505.70	1518.70
Euro	1.10	1.1023
British Sterling Pound	1.23	1.2333
Japanese Yen	107.70	107.7300
Gold	1706.63	1707.72

Lebanese Republic USD Eurobonds Yield Curve



Disclaimer: The Capital Markets Authority (CMA) publishes reports for general information purposes only. However, under no circumstances the CMA will accept any responsibility or liability in connection with the use of the information provided in these reports or on this website. (Source: Thomson Reuters Eikon)

Contact us by email: [research@cma.gov.lb](mailto:research@cma.gov.lb)