

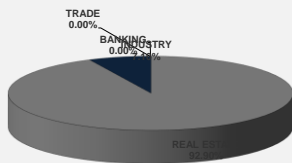
LISTED COMPANIES	LISTED SHARES	MARKET CAP.	TOTAL ORDINARY SHARES	PREFERRED SHARES	PREFERRED SHARES ISSUE PRICE	TOTAL MARKET CAP.	CUR.	TRADED VOLUME	TRADED VALUE	CLOSING PRICE	OPEN PRICE	HIGH PRICE	LOW PRICE	PREVIOUS PRICE
	(MM)	(MM \$)	(MM)	(MM)	USD	(MM \$)			USD					
SOLIDERE A	100.00	1077.00	100.00			1077.00	USD	25,900	279,319	10.77	10.66	10.80	10.66	10.72
SOLIDERE B	65.00	702.00	65.00			702.00	USD	27,338	292,918	10.80	10.75	10.80	10.55	10.67
BQ.LIB. POUR LE COMMERCE	71.03	66.06	152.70			142.01	USD	-	-	0.93	-	-	-	0.93
BQ.LIB. POUR LE COMMERCE PEF. "D"	0.75	70.50		0.75		70.50	USD	-	-	94.00	-	-	-	94.00
BQ.LIB. POUR LE COMMERCE PEF. "E"	0.26	24.77		0.26		24.77	USD	-	-	94.00	-	-	-	94.00
BANQUE AUDI	399.75	399.75	399.75			399.75	USD	-	-	1.00	-	-	-	1.00
BANQUE AUDI GDR	119.64	166.30				166.30	USD	-	-	1.39	-	-	-	1.39
BANQUE AUDI PREFERRED "H"	0.75	57.75		0.75	100.00	57.75	USD	-	-	77.00	-	-	-	77.00
BANQUE AUDI PREFERRED "I"	2.50	124.88		2.50	100.00	124.88	USD	-	-	49.95	-	-	-	49.95
BANQUE AUDI PREFERRED "J"	2.75	192.36		2.50	100.00	174.88	USD	-	-	69.95	-	-	-	69.95
BANK OF BEIRUT	20.80	390.97	50.47			948.79	USD	-	-	18.80	-	-	-	18.80
BANK OF BEIRUT PRIORITY	4.76	100.00				100.00	USD	-	-	21.00	-	-	-	21.00
BANK OF BEIRUT PREFERRED SHARES "H"	5.40	135.00		5.40	25.00	135.00	USD	-	-	25.00	-	-	-	25.00
BANK OF BEIRUT PREFERRED SHARES "I"	5.00	125.00		5.00	25.00	125.00	USD	-	-	25.00	-	-	-	25.00
BANK OF BEIRUT PREFERRED SHARES "J"	3.00	75.00		3.00	25.00	75.00	USD	-	-	25.00	-	-	-	25.00
BANK OF BEIRUT PREFERRED SHARES "K"	4.00	100.00		4.00	25.00	100.00	USD	-	-	25.00	-	-	-	25.00
BYBLOS BANK	565.52	339.31	565.52			339.31	USD	-	-	0.60	-	-	-	0.60
BYBLOS BANK GDR	1.31	81.16				81.16	USD	-	-	62.00	-	-	-	62.00
BYBLOS BANK PREFERRED SHARES 2008	2.00	99.90		2.00	100.00	99.90	USD	-	-	49.95	-	-	-	49.95
BYBLOS BANK PREFERRED SHARES 2009	2.00	105.50		2.00	96.00	105.50	USD	-	-	52.75	-	-	-	52.75
BQ.EUROPEENNE PR.M.O	51.40	61.68	62.00			74.40	USD	-	-	1.20	-	-	-	1.20
BQ.EUROPEENNE PR.M.O PREFERRED 2013	0.35	32.20		0.35	100.00	32.20	USD	-	-	92.00	-	-	-	92.00
BLOM BANK GDR	73.90	258.64				258.64	USD	-	-	3.50	-	-	-	3.50
BLOM BANK	215.00	750.35	215.00			750.35	USD	-	-	3.49	-	-	-	3.49
RASAMNY-YOUNIS MOTORS CO	10.92	35.82	27.30			89.54	USD	-	-	3.28	-	-	-	3.28
HOLCIM Liban	19.52	199.06	19.52			199.06	USD	4,068	41,494	10.20	10.20	10.20	10.20	10.01
STE DES CIMENTS BLANCS N	9.00	28.80	3.00			9.60	USD	-	-	3.20	-	-	-	3.20

TOTAL EXECUTED 1,756.30 5,799.76 1,660.25 6,463.28 57,306 \$613,731
Official USD Closing 1507.5

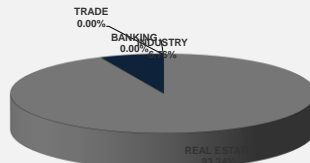
LEBANESE GLOBAL DEPOSITORY RECEIPTS	SHARES MM	BID \$	ASK \$	MID PRICE \$
BLOM BANK	73.90	1.50	1.60	1.55
BYBLOS BANK	1.31	0.00	68.00	0.00
AUDI BANK	116.24	0.41	0.43	0.42

STOCK INDEX	VALUE	PREVIOUS VALUE	% OF CHANGE
MARKET VALUE WEIGHTED INDEX	86.23	85.30	1.09%
NUMBER OF TRANSACTIONS	41		

BEIRUT STOCK EXCHANGE DAILY TRADING VOLUME



BEIRUT STOCK EXCHANGE DAILY TRADING VALUE \$



Disclaimer: The Capital Markets Authority (CMA) publishes reports for general information purposes only. However, under no circumstances the CMA will accept any responsibility or liability in connection with the use of the information provided in these reports or on this website. (Source: Thomson Reuters Eikon)

MATURITY	CURRENCY	ISSUED AMOUNT (MM)	OUTSTANDING AMOUNT (MM)	COUPON	ISSUE P.	BIDS	ASKS	MID. P	SPREAD 3 MONTH US		DURATION	CONVEXITY
									YIELD	TREASURY		
Lebanon / 09-03-2020	USD	1,200.00	1,200.00	6.375	100.000	-	-	-	-	-	-	-
Lebanon / 14-04-2020	USD	700.00	700.00	5.800	100.000	-	-	-	-	-	-	-
Lebanon / 19-06-2020	USD	600.00	600.00	6.150	100.000	20.450	22.570	20.450	35009.781	36968.985	0.002	0.000
Lebanon / 12-04-2021	USD	2,092.47	2,092.47	8.250	100.000	20.000	20.500	20.000	330.455	344.072	0.313	0.160
Lebanon / 27-05-2022	USD	500.00	500.00	6.250	100.000	20.125	21.125	20.125	101.689	101.618	1.301	2.130
Lebanon / 04-10-2022	USD	1,540.00	1,540.00	6.100	100.000	19.375	21.375	19.375	85.621	85.424	1.630	3.235
Lebanon / 27-01-2023	USD	1,100.00	1,100.00	6.000	100.000	19.500	21.500	19.500	73.333	73.169	1.933	4.450
Lebanon / 26-05-2023	USD	500.00	500.00	6.400	100.000	19.500	20.500	19.500	63.923	63.756	2.243	5.880
Lebanon / 22-04-2024	USD	700.00	700.00	6.650	100.000	19.625	20.125	19.625	47.062	46.861	3.124	11.030
Lebanon / 04-11-2024	USD	500.00	538.47	6.250	100.000	19.500	20.500	19.500	40.970	40.661	3.651	14.849
Lebanon / 03-12-2024	USD	250.00	250.00	7.000	100.000	19.125	21.125	19.125	40.684	40.367	3.733	15.494
Lebanon / 26-02-2025	USD	800.00	800.00	6.200	100.000	18.875	19.875	18.875	38.841	38.524	3.944	17.214
Lebanon / 12-06-2025	USD	800.00	800.00	6.250	100.000	19.000	21.000	19.000	36.197	35.884	4.248	19.860
Lebanon / 27-11-2026	USD	1,600.00	1,600.00	6.600	100.000	19.125	20.125	19.125	27.363	26.844	5.685	34.826
Lebanon / 23-03-2027	USD	1,250.00	1,250.00	6.850	100.000	19.625	20.625	19.625	25.550	25.026	6.016	38.868
Lebanon / 29-11-2027	USD	1,000.00	1,000.00	6.750	100.000	19.125	21.125	19.125	23.465	22.944	6.695	47.840
Lebanon / 20-03-2028	USD	700.00	1,700.00	7.000	100.000	17.750	18.750	17.750	23.554	23.029	6.958	51.540
Lebanon / 03-11-2028	USD	500.00	893.20	6.650	100.000	19.375	20.375	19.375	20.567	20.041	7.613	61.417
Lebanon / 25-05-2029	USD	1,000.00	1,000.00	6.850	100.000	19.250	20.250	19.250	19.296	18.599	8.169	70.470
Lebanon / 27-11-2029	USD	1,500.00	1,500.00	11.500	100.000	18.000	19.000	18.000	18.995	18.298	8.643	78.650
Lebanon / 26-02-2030	USD	1,400.00	1,400.00	6.650	100.000	18.740	21.510	18.740	18.035	17.328	8.928	83.816
Lebanon / 22-04-2031	USD	300.00	300.00	7.000	100.000	19.375	20.375	19.375	15.709	15.009	10.074	106.170
Lebanon / 20-11-2031	USD	1,000.00	2,500.00	7.150	100.000	18.000	19.000	18.000	15.579	14.881	10.617	117.660
Lebanon / 23-03-2032	USD	1,000.00	1,000.00	7.000	100.000	18.570	21.560	18.570	14.825	14.119	10.996	126.045
Lebanon / 17-05-2033	USD	1,500.00	1,500.00	8.200	100.000	17.500	18.500	17.500	13.953	13.254	12.093	151.890
Lebanon / 17-05-2034	USD	1,500.00	1,500.00	8.250	100.000	17.500	18.500	17.500	12.920	12.220	13.091	177.520
Lebanon / 27-07-2035	USD	1,500.00	1,500.00	12.000	100.000	17.500	19.000	17.500	11.869	10.622	14.290	210.950
Lebanon / 02-11-2035	USD	600.00	600.00	7.050	100.000	19.250	20.750	19.250	11.005	9.757	14.597	219.985
Lebanon / 23-03-2037	USD	750.00	750.00	7.250	100.000	21.000	22.500	21.000	9.525	8.278	16.027	264.507
TOTAL PUBLIC SECTOR EUROBONDS		28,382.469	31,314.13									

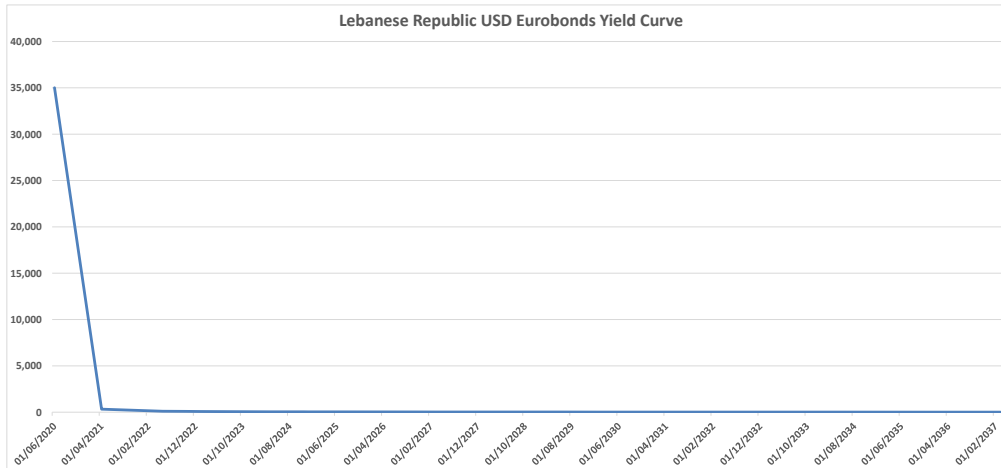
BDL EURO CDS												
MATURITY	SIZE MM	TYPE	COUPON	Issue P.	BID \$	Ask \$	MID. P	YIELD	SPREAD	DURATION	CONVEXITY	
Not Available												

LEBANESE PRIVATE SECTOR EUROBONDS												
MATURITY	SIZE MM	TYPE	COUPON	Issue P.	BID \$	Ask \$	MID. P	YIELD	SPREAD	DURATION	CONVEXITY	
BANK BYBLOS S.A.L/21-06-2021	USD 300	Note	7	100	73.00	73.75	73.00	42.05	41.75	0.80	1.00	
BLOM BANK S.A.L/04-05-2023	USD 300	Certificate	7.5	100	43.75	45.75	43.75	43.44	43.32	2.04	5.43	
Bank Audi S.A.L/16-10-2023	USD 350	Bond	6.75	100	45.50	47.50	45.50	35.10	36.46	2.54	7.93	

World Yields in Native Terms												
	O/N	3 Months	6 Months	9 Months	1 Year	2 Years	3 Years	5 Years	7 Years	10 Years	30 Years	
EUR	-	-0.50	-0.54	-0.58	-0.57	-0.64	-0.66	-0.61	-0.49	-0.38	0.10	
U.S.A	-	0.18	0.18	--	0.18	0.18	0.21	0.32	0.53	0.71	1.47	
U.K	-	0.04	0.06	--	0.06	-0.04	-0.01	0.01	0.06	0.23	0.61	
Japan	-	-0.10	-0.18	-0.18	-0.16	-0.16	-0.15	-0.11	-0.10	0.01	0.53	

Libor	USD	EUR	JPY	GBP
1 Months	0.19	-0.47	-0.09	0.10
2 Months	0.27	-0.41	-0.07	0.16
3 Months	0.32	-0.37	-0.05	0.20
6 Months	0.43	-0.23	-0.01	0.37
1 Year	0.65	-0.16	0.11	0.56

Spot Rates	Bid	Ask
Lebanese Pound	1505.70	1518.70
Euro	1.14	1.1380
British Sterling Pound	1.27	1.2691
Japanese Yen	107.00	107.0300
Gold	1731.42	1733.13



Disclaimer: The Capital Markets Authority (CMA) publishes reports for general information purposes only. However, under no circumstances the CMA will accept any responsibility or liability in connection with the use of the information provided in these reports or on this website.
(Source: Thomson Reuters Eikon)

Contact us by email: research@cma.gov.lb