



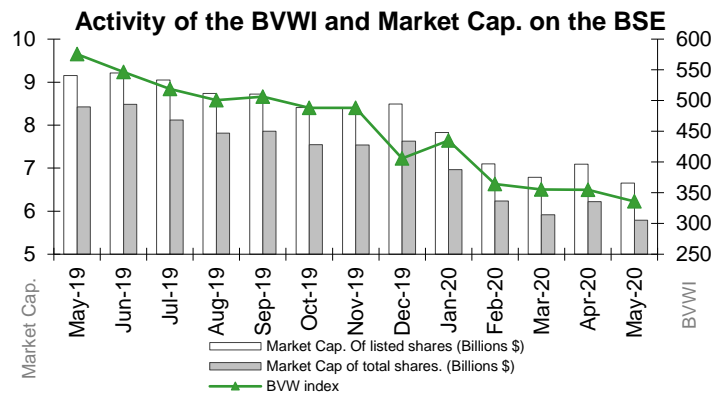
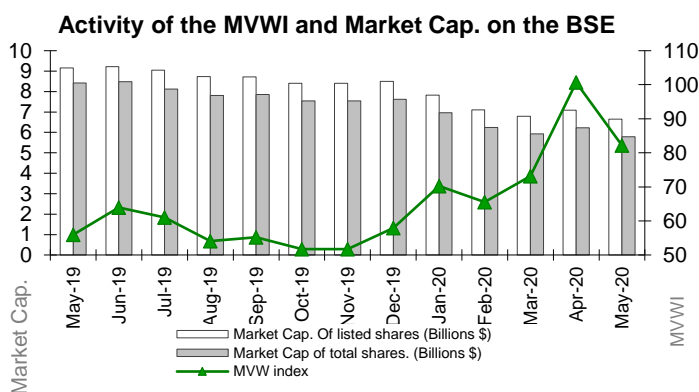
## THE CMA MARKET VALUE WEIGHTED INDEX

### MONTHLY BRIEF

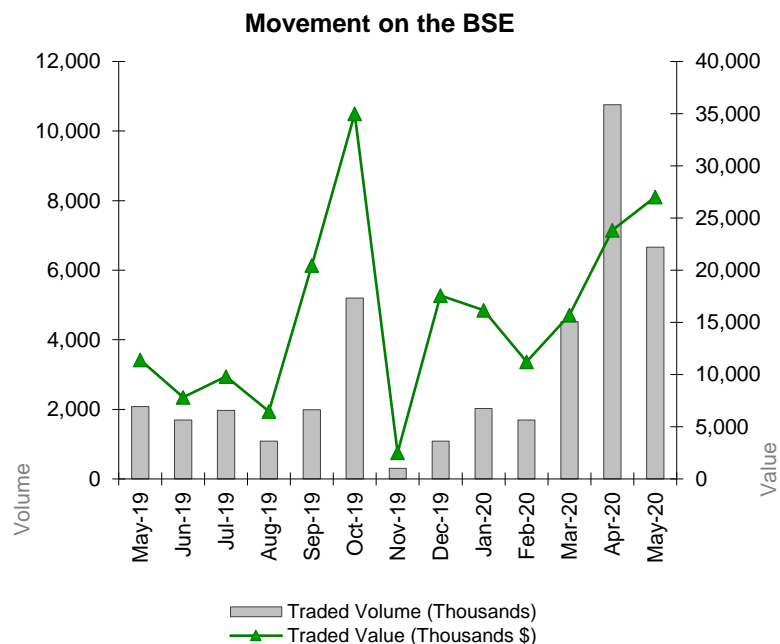
#### Closing Prices

The CMA Market Value Weighted Index ([BDLSI: Reuters Ticker](#)) closing price for the month of May 2020 was **82.17** versus **100.67** in April 2020 **-18.38%** The YoY closing change for the months of May showed an increase of **46.81%** from 2019 to 2020.

The CMA Banks Value Weighted Index ([BDLSI1: Reuters Ticker](#)) closing price of for the month of May 2020 was **335.91** versus **354.69** in April 2020 **(-5.29%)**. The YoY closing change for the months of May showed a decrease of **41.63%** from 2019 to 2020.



MONTH	CMA Market Value Weighted Index	% Change	Banks Value Weighted Index	% Change
May-19	55.97	-11.44%	575.52	-6.59%
Jun-19	63.91	14.18%	546.35	-5.07%
Jul-19	61.07	-4.44%	519.10	-4.99%
Aug-19	54.11	-11.40%	500.46	-3.59%
Sep-19	55.16	1.95%	506.27	1.16%
Oct-19	51.74	-6.22%	488.27	-3.56%
Nov-19	51.72	-0.04%	488.27	0.00%
Dec-19	57.95	12.06%	405.94	-16.86%
Jan-20	70.21	21.16%	435.09	7.18%
Feb-20	65.52	-6.69%	364.32	-16.27%
Mar-20	73.14	11.64%	355.44	-2.44%
Apr-20	100.67	42.43%	354.69	-0.21%
May-20	82.17	-18.38%	335.91	-5.29%

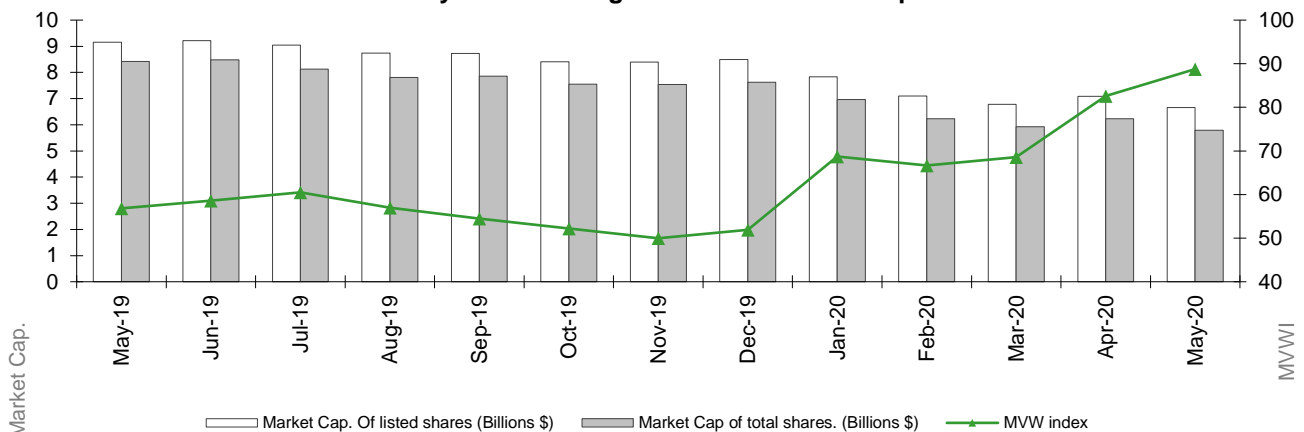




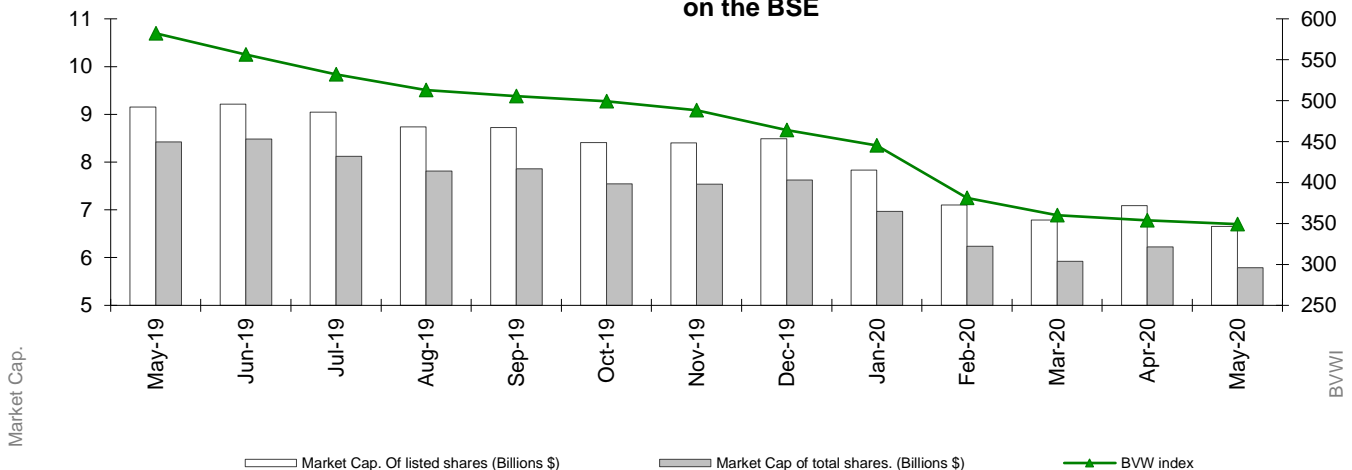
### Average Prices

- The average CMA Market Value Weighted Index indicated an increase of 7.52% throughout the month of May 2020 to reach **88.76** up from an average of **82.56** in April 2020.
- The average CMA Banks Value Weighted Index decreased by 1.34% to reach **349.19** by the end of May 2020 vs. an average of **353.94** in April 2020.
- In the month of May 2020, the MVWI's High was **107.69** and Low **75.01**.
- In the month of May 2020, the BVWI's High was **354.62** and Low **335.91**.
- The Total number of listed securities on the Beirut Stock Exchange is: **27**;

Activity of the Average MVWI and Market Cap. on the BSE



Activity of the Average BVWI and Market Cap. on the BSE





## BEIRUT STOCK EXCHANGE

### May 2020 BRIEF

The month of May 2020 showed a decrease in trading activity when compared to April 2020, whereby the total traded volume fell by 38.01% to reach **6,666,710** of traded shares in comparison to **10,755,043** of traded shares. Moreover, the Value of traded shares increased by 13.33% to settle at around **\$27.024** Million versus **\$23.845** Million in April 2020.

### GAINERS AND LOSERS

The stock with the highest increase in price in May 2020 was *HOLCIM Liban* with an increase of 2.99% followed by *BLOM Bank - Listed shares* (1.23%). As for the market losers, *Byblos Bank Pref. Class 2008* was the worst performer for the month of May 2020 with a price drop of 16.75% followed by *Bank Audi* (-16.67%).

### MOST ACTIVE SHARES

Among the most active securities by Volume in May 2020 was *BLOM Bank - Listed shares*, which comprised of 59.97% of total trading activity on the BSE, where **3,998,206 shares** traded in total (**\$11,998,258 of value traded**). The second most active security by volume was *Bank Audi* (**1,151,490**) with 17.27% of the traded volume (**\$1,333,460 of value traded**).

### NUMBER OF TRANSACTIONS

The total number of transactions incurred on the Beirut Stock Exchange increased in the month of May 2020 by 41.10% to **793** transactions up from **562** in the month of April 2020.

### MARKET CAPITALIZATION

The Full Market Capitalization decreased by 6.15% and settled at **\$6,654,231,683** V/S **\$7,090,548,447** in the previous month. In addition, the free float market capitalization decreased by 7.01% for the month of May 2020 to reach **\$5,789** million up from **\$6,225** million in the month of April 2020.



## GLOBAL DEPOSITORY RECEIPTS (GDRs)

The Global Depository Receipts for BlomBank – GDR increased by 4.58% by the end of May 2020 ranging between (bid) \$1.50 - \$1.70 (ask). The value of Bank Audi – GDR decreased by 65.63% by the end of May 2020 ranging between (bid) \$0.40 – \$0.47 (ask). The value of Byblos Bank – GDR remained the same by the end of May 2020 ranging between (bid) \$0.00 - \$70.00 (ask).

## LEBANESE PUBLIC SECTOR EUROBONDS

The total outstanding amount of Lebanese Public Sector Eurobonds by the end of May 2020 reached **\$30,114** million versus **\$30,114** million compared to April 2020. The next Eurobond maturity is due on 19-06-2020 with an issue amount of **\$600** million.

The details of the Eurobonds that will mature in the year 2020 are available in the table below:

EUROBOND MATURITY	OUTSTANDING AMOUNT (IN MIL USD)	MID. PRICE	YIELD%	SPREAD 3 MONTH US TREASURY
19-06-2020	600.00	18.250	9485.898	10006.616
<b>GRAND TOTAL</b>	<b>\$600.00</b>			



## CERTIFICATES OF DEPOSIT OF BANKS AND LEBANESE FINANCIAL INSTITUTIONS IN MULTIPLE CURRENCIES (CDs)

Total Domestic Certificates of Deposit issued by banks and Lebanese financial institutions amounted to **\$17,784,703** at the end of April 2020 (Q1-2020) versus **\$22,523,629** in December 2019 (Q4-2019).

The details of the listed CDs/Notes/Bonds of banks and Lebanese Financial Institutions in multiple currencies are available in the table below:

MATURITY	OUTSTANDING AMOUNT (IN MIL USD)	TYPE	MID. PRICE	YIELD%	SPREAD
BANK BYBLOS S.A.L/21-06- 2021	USD 300	Note	73.00	40.78	40.42
BLOM BANK S.A.L/04-05- 2023	USD 300	Certificate	43.75	43.05	42.91
Bank Audi S.A.L/16-10-2023	USD 350	Bond	45.50	34.83	36.17



## PREFERRED AND PRIORITY SHARES LISTED

COMPANIES LISTED	STOCK CATEGORY	PRICE OF STOCK	VOLUME (IN THOUSANDS)	VALUE (IN MILLIONS \$)
Bank of Beirut	H	\$25.00	5,400	135
	I	\$25.00	5,000	125
	J	\$25.00	3,000	75
	K	\$25.00	4,000	100
	Priority 2014	\$21.00	4,762	100
Bank Bemo	Preferred 2013	\$92.00	350	32
Bank Audi	H	\$77.00	750	58
	I	\$49.95	2,500	125
	J	\$69.95	2,750	192
BLC	D	\$94.00	750	71
	H	\$94.00	264	25
Byblos Bank	2008	\$49.95	2,000	100
	2009	\$52.75	2,000	106
<b>TOTAL</b>				<b>\$ 1,244</b>

The total number of preferred shares listed on the Beirut Stock Exchange by the end of May 2020 is **13**.

The Market Value of Preferred and Priority Shares Listed is 18.70% by the end of May 2020 versus 18.05% by the end of April 2020 in contrast to the Market Capitalization of Listed Shares.