



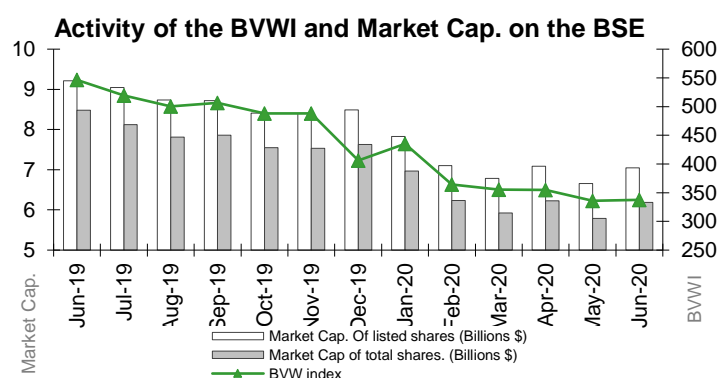
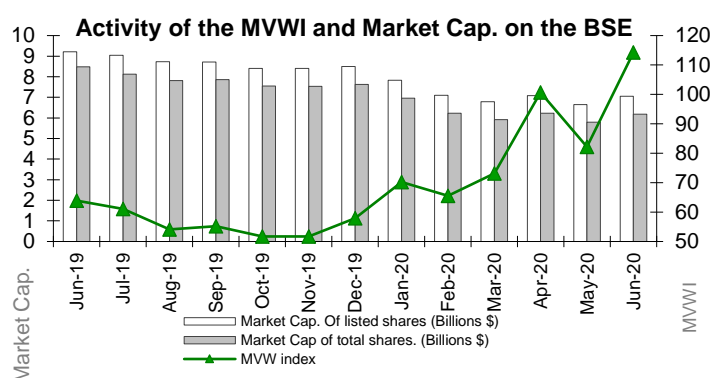
THE CMA MARKET VALUE WEIGHTED INDEX

MONTHLY BRIEF

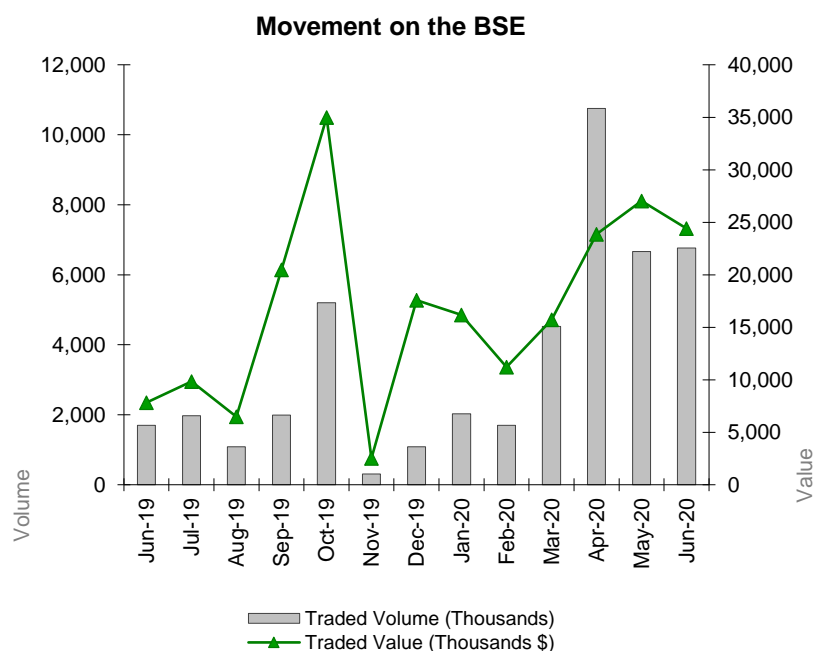
Closing Prices

The CMA Market Value Weighted Index (BDLSI: Reuters Ticker) closing price for the month of June 2020 was **114.28** versus **82.17** in May 2020 **39.07%**. The YoY closing change for the months of June showed an increase of **78.82%** from 2019 to 2020.

The CMA Banks Value Weighted Index (BDLSI1: Reuters Ticker) closing price for the month of June 2020 was **337.29** versus **335.91** in May 2020 (0.41 %). The YoY closing change for the months of June showed a decrease of **38.26%** from 2019 to 2020.



MONTH	CMA Market Value Weighted Index	% Change	Banks Value Weighted Index	% Change
Jun-19	63.91	14.18%	546.35	-5.07%
Jul-19	61.07	-4.44%	519.10	-4.99%
Aug-19	54.11	-11.40%	500.46	-3.59%
Sep-19	55.16	1.95%	506.27	1.16%
Oct-19	51.74	-6.22%	488.27	-3.56%
Nov-19	51.72	-0.04%	488.27	0.00%
Dec-19	57.95	12.06%	405.94	-16.86%
Jan-20	70.21	21.16%	435.09	7.18%
Feb-20	65.52	-6.69%	364.32	-16.27%
Mar-20	73.14	11.64%	355.44	-2.44%
Apr-20	100.67	42.43%	354.69	-0.21%
May-20	82.17	-18.38%	335.91	-5.29%
Jun-20	114.28	39.07%	337.29	0.41%

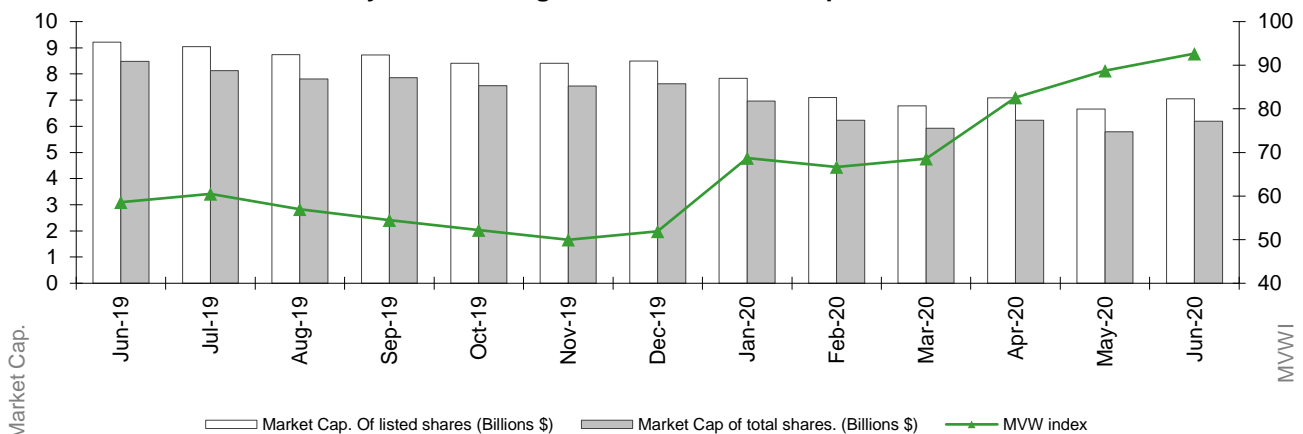




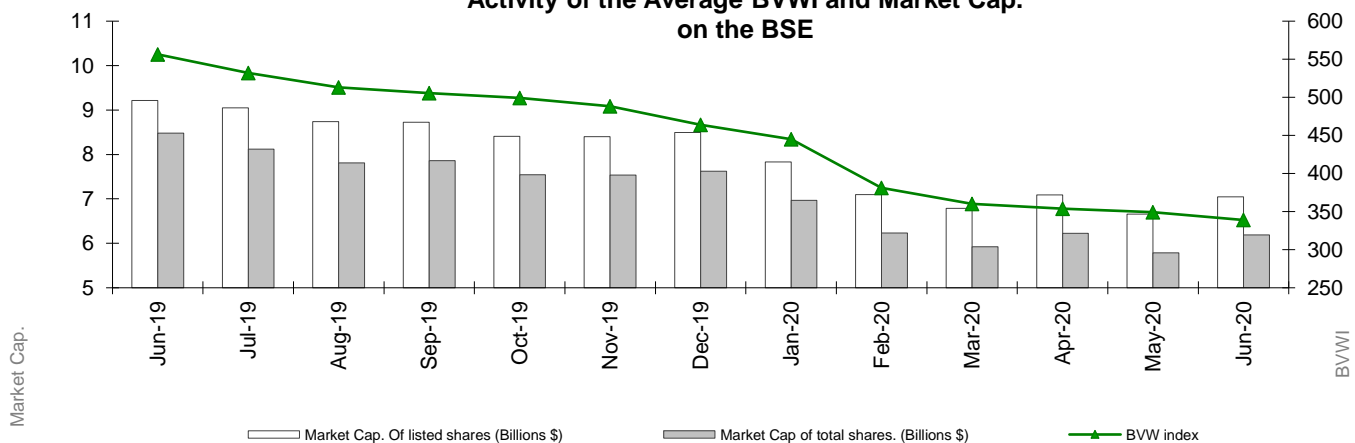
Average Prices

- The average CMA Market Value Weighted Index indicated an increase of **4.40%** throughout the month of June 2020 to reach **92.67** up from an average of **88.76** in May 2020.
- The average CMA Banks Value Weighted Index decreased by **2.92%** to reach **338.98** by the end of June 2020 vs. an average of **349.19** in May 2020.
- In the month of June 2020, the MVWI's High was **114.28** and Low **82.40**.
- In the month of June 2020, the BVWI's High was **344.54** and Low **335.91**.
- The Total number of listed securities on the Beirut Stock Exchange is: **27**;

Activity of the Average MVWI and Market Cap. on the BSE



Activity of the Average BVWI and Market Cap. on the BSE





BEIRUT STOCK EXCHANGE

June 2020 BRIEF

The month of June 2020 showed an increase in trading activity when compared to May 2020, whereby the total traded volume rose by 1.41% to reach **6,761,012** of traded shares in comparison to **6,666,710** of traded shares. Moreover, the Value of traded shares decreased by 9.74% to settle at around **\$24.392** Million versus **\$27.024** Million in May 2020.

GAINERS AND LOSERS

The stock with the highest increase in price in June 2020 was *Solidere B* with an increase of 22.53% followed by *Solidere A* (19.27%). As for the market losers, *Bank Audi – GDR* was the worst performer for the month of June 2020 with a price drop of 30.50% followed by *Bank Audi* (-12.00%).

NUMBER OF TRANSACTIONS

The total number of transactions incurred on the Beirut Stock Exchange increased in the month of June 2020 by 20.43% to **955** transactions up from **793** in the month of May 2020.

MOST ACTIVE SHARES

Among the most active securities by Volume in June 2020 was *Bank Audi*, which comprised of 60.38% of total trading activity on the BSE, where **4,914,400 shares** traded in total (**\$4,328,490 of value traded**). The second most active security by volume was *Solidere A* (**1,311,810**) with 16.12% of the traded volume (**\$15,161,688 of value traded**).

MARKET CAPITALIZATION

The Full Market Capitalization increased by 5.95% and settled at **\$7,050,232,962** V/S **\$6,654,231,683** in the previous month. In addition, the free float market capitalization increased by 6.92% for the month of June 2020 to reach **\$6,189** million up from **\$5,789** million in the month of May 2020.



GLOBAL DEPOSITORY RECEIPTS (GDRs)

The Global Depository Receipts for BlomBank – GDR decreased by 18.75% by the end of June 2020 ranging between (bid) \$0.00 - \$1.30 (ask). The value of Bank Audi – GDR decreased by 9.09% by the end of June 2020 ranging between (bid) \$0.37 – \$0.43 (ask). The value of Byblos Bank – GDR decreased by 2.86% by the end of June 2020 ranging between (bid) \$0.00 - \$68.00 (ask).

LEBANESE PUBLIC SECTOR EUROBONDS

The total outstanding amount of Lebanese Public Sector Eurobonds by the end of June 2020 reached **\$31,314** million versus **\$31,314** million compared to May 2020. The Eurobond 19-06-2020 with an issue amount of **\$600** million has matured. The Next Eurobond Maturity is on 12-04-2021 with an issue amount of \$2,092.47 million.

The details of the Eurobonds that will mature in the year 2020 are available in the table below:

EUROBOND MATURITY	OUTSTANDING AMOUNT (IN MIL USD)	MID. PRICE	YIELD%	SPREAD 3 MONTH US TREASURY
12-04-2021	\$2,092.47	17.00	359.59	377.65
GRAND TOTAL	\$2,092.47			



CERTIFICATES OF DEPOSIT OF BANKS AND LEBANESE FINANCIAL INSTITUTIONS IN MULTIPLE CURRENCIES (CDs)

Total Domestic Certificates of Deposit issued by banks and Lebanese financial institutions amounted to **\$17,784,703** at the end of May 2020 (Q1-2020) versus **\$22,523,629** in December 2019 (Q4-2019).

The details of the listed CDs/Notes/Bonds of banks and Lebanese Financial Institutions in multiple currencies are available in the table below:

MATURITY	OUTSTANDING AMOUNT (IN MIL USD)	TYPE	MID. PRICE	YIELD%	SPREAD
BANK BYBLOS S.A.L/21-06- 2021	USD 300	Note	73.00	43.82	43.53
BLOM BANK S.A.L/04-05- 2023	USD 300	Certificate	43.75	43.97	43.88
Bank Audi S.A.L/16-10-2023	USD 350	Bond	45.50	35.47	36.88



PREFERRED AND PRIORITY SHARES LISTED

COMPANIES LISTED	STOCK CATEGORY	PRICE OF STOCK	VOLUME (IN THOUSANDS)	VALUE (IN MILLIONS \$)
Bank of Beirut	H	\$25.00	5,400	135
	I	\$25.00	5,000	125
	J	\$25.00	3,000	75
	K	\$25.00	4,000	100
	Priority 2014	\$21.00	4,762	100
Bank Bemo	Preferred 2013	\$92.00	350	32
Bank Audi	H	\$77.00	750	58
	I	\$49.95	2,500	125
	J	\$69.95	2,750	192
BLC	D	\$94.00	750	71
	H	\$94.00	264	25
Byblos Bank	2008	\$49.95	2,000	100
	2009	\$52.75	2,000	106
TOTAL				\$ 1,243

The total number of preferred shares listed on the Beirut Stock Exchange by the end of June 2020 is **13**.

The Market Value of Preferred and Priority Shares Listed is 17.63% by the end of June 2020 versus 18.70% by the end of May 2020 in contrast to the Market Capitalization of Listed Shares.