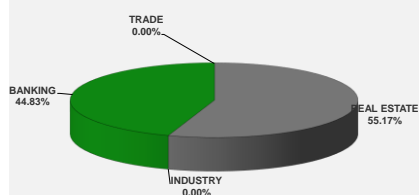


| LISTED COMPANIES | LISTED SHARES | MARKET CAP. | TOTAL ORDINARY SHARES | PREFERRED SHARES | PREFERRED SHARES ISSUE PRICE | TOTAL MARKET CAP. | CUR. | TRADED VOLUME | TRADED VALUE | CLOSING PRICE | OPEN PRICE | HIGH PRICE | LOW PRICE | PREVIOUS PRICE |
|-------------------------------------|---------------|-------------|-----------------------|------------------|------------------------------|-------------------|------|---------------|--------------|---------------|------------|------------|-----------|----------------|
| | (MM) | (MM \$) | (MM) | (MM) | USD | (MM \$) | | | | | | | | |
| SOLIDERE A | 100.00 | 1572.00 | 100.00 | | | 1572.00 | USD | 10,317 | 162,183 | 15.72 | 15.68 | 15.75 | 15.68 | 15.78 |
| SOLIDERE B | 65.00 | 1023.75 | 65.00 | | | 1023.75 | USD | 6,926 | 108,910 | 15.75 | 15.60 | 15.75 | 15.60 | 15.76 |
| BQ.LIB. POUR LE COMMERCE | 71.03 | 66.06 | 152.70 | | | 142.01 | USD | - | - | 0.93 | - | - | - | 0.93 |
| BQ.LIB. POUR LE COMMERCE PRAF. "D" | 0.75 | 70.50 | | 0.75 | | 70.50 | USD | - | - | 94.00 | - | - | - | 94.00 |
| BQ.LIB. POUR LE COMMERCE PRAF. "E" | 0.26 | 24.77 | | 0.26 | | 24.77 | USD | - | - | 94.00 | - | - | - | 94.00 |
| BANQUE AUDI | 399.75 | 407.74 | 399.75 | | | 407.74 | USD | - | - | 1.02 | - | - | - | 1.02 |
| BANQUE AUDI GDR | 119.64 | 119.64 | | | | 119.64 | USD | - | - | 1.00 | - | - | - | 1.00 |
| BANQUE AUDI PREFERRED "H" | 0.75 | 52.43 | | 0.75 | 100.00 | 52.43 | USD | - | - | 69.90 | - | - | - | 69.90 |
| BANQUE AUDI PREFERRED "I" | 2.50 | 112.25 | | 2.50 | 100.00 | 112.25 | USD | 14,010 | 629,049 | 44.90 | 44.90 | 44.90 | 44.90 | 44.90 |
| BANQUE AUDI PREFERRED "J" | 2.75 | 115.61 | | 2.50 | 100.00 | 105.10 | USD | - | - | 42.04 | - | - | - | 42.04 |
| BANK OF BEIRUT | 20.80 | 390.97 | 50.47 | | | 948.79 | USD | - | - | 18.80 | - | - | - | 18.80 |
| BANK OF BEIRUT PRIORITY | 4.76 | 100.00 | | | | 100.00 | USD | - | - | 21.00 | - | - | - | 21.00 |
| BANK OF BEIRUT PREFERRED SHARES "H" | 5.40 | 135.00 | | 5.40 | 25.00 | 135.00 | USD | - | - | 25.00 | - | - | - | 25.00 |
| BANK OF BEIRUT PREFERRED SHARES "I" | 5.00 | 125.00 | | 5.00 | 25.00 | 125.00 | USD | - | - | 25.00 | - | - | - | 25.00 |
| BANK OF BEIRUT PREFERRED SHARES "J" | 3.00 | 75.00 | | 3.00 | 25.00 | 75.00 | USD | - | - | 25.00 | - | - | - | 25.00 |
| BANK OF BEIRUT PREFERRED SHARES "K" | 4.00 | 100.00 | | 4.00 | 25.00 | 100.00 | USD | - | - | 25.00 | - | - | - | 25.00 |
| BYBLOS BANK | 565.52 | 203.59 | 565.52 | | | 203.59 | USD | - | - | 0.36 | - | - | - | 0.36 |
| BYBLOS BANK GDR | 1.31 | 81.16 | | | | 81.16 | USD | - | - | 62.00 | - | - | - | 62.00 |
| BYBLOS BANK PREFERRED SHARES 2008 | 2.00 | 79.98 | | 2.00 | 100.00 | 79.98 | USD | - | - | 39.99 | - | - | - | 39.99 |
| BYBLOS BANK PREFERRED SHARES 2009 | 2.00 | 97.70 | | 2.00 | 96.00 | 97.70 | USD | - | - | 48.85 | - | - | - | 48.85 |
| BQ.EUROPEENNE PR.M.O | 51.40 | 61.68 | 62.00 | | | 74.40 | USD | - | - | 1.20 | - | - | - | 1.20 |
| BQ.EUROPEENNE PR.M.O PREFERRED 2013 | 0.35 | 32.20 | | 0.35 | 100.00 | 32.20 | USD | - | - | 92.00 | - | - | - | 92.00 |
| BLOM BANK GDR | 73.90 | 221.69 | | | | 221.69 | USD | - | - | 3.00 | - | - | - | 3.00 |
| BLOM BANK | 215.00 | 602.00 | 215.00 | | | 602.00 | USD | - | - | 2.80 | - | - | - | 2.80 |
| RASAMNY-YOUNIS MOTORS CO | 10.92 | 34.83 | 27.30 | | | 87.09 | USD | - | - | 3.19 | - | - | - | 3.19 |
| HOLCIM Liban | 19.52 | 234.19 | 19.52 | | | 234.19 | USD | - | - | 12.00 | - | - | - | 12.00 |
| STE DES CIMENTS BLANCS N | 9.00 | 40.50 | 3.00 | | | 13.50 | USD | - | - | 4.50 | - | - | - | 4.50 |

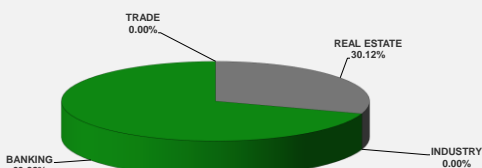
| | | | | | | | | | | | | | | |
|-----------------------|-----------------|-----------------|-----------------|--|--|-----------------|--|---------------|------------------|--|--|--|--|--|
| TOTAL EXECUTED | 1,756.30 | 6,180.25 | 1,660.25 | | | 6,841.47 | | 31,253 | \$900,142 | | | | | |
| Official USD Closing | 1507.5 | | | | | | | | | | | | | |

| LEBANESE GLOBAL DEPOSITARY RECEIPTS | SHARES MM | BID \$ | ASK \$ | MID PRICE \$ | STOCK INDEX | VALUE | PREVIOUS VALUE | % OF CHANGE |
|-------------------------------------|-----------|---------------------------|---------------------------|---------------------------|-----------------------------|--------|----------------|-------------|
| BLOM BANK | 73.90 | 1.65 | 2.00 | 1.83 | MARKET VALUE WEIGHTED INDEX | 151.11 | 151.78 | -0.44% |
| BYBLOS BANK | 1.31 | record could not be found | record could not be found | record could not be found | NUMBER OF TRANSACTIONS | 15 | | |
| AUDI BANK | 116.24 | 0.41 | 0.00 | 0.00 | | | | |

BEIRUT STOCK EXCHANGE DAILY TRADING VOLUME



BEIRUT STOCK EXCHANGE DAILY TRADING VALUE \$



Disclaimer: The Capital Markets Authority (CMA) publishes reports for general information purposes only. However, under no circumstances the CMA will accept any responsibility or liability in connection with the use of the information provided in these reports or on this website.
(Source: Thomson Reuters Eikon)

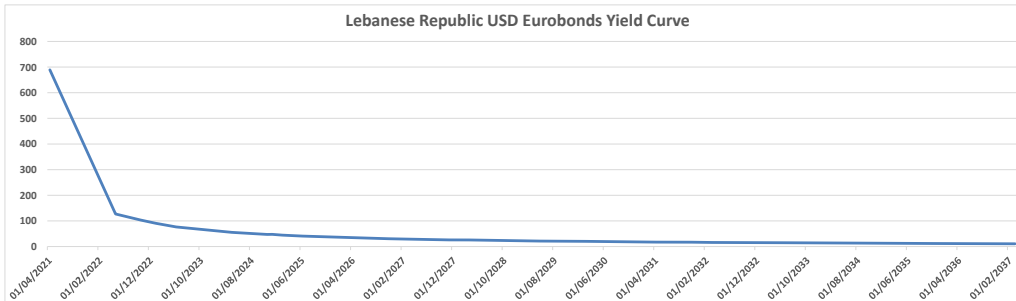
| MATURITY | CURRENCY | ISSUED AMOUNT (MM) | OUTSTANDING AMOUNT (MM) | COUPON | ISSUE P. | BIDS | ASKS | MID. P | YIELD | SPREAD 3 MONTH US TREASURY | DURATION | CONVEXITY |
|--------------------------------------|----------|--------------------|-------------------------|--------|----------|--------|--------|--------|---------|----------------------------|----------|-----------|
| Lebanon / 09-03-2020 | USD | 1,200.00 | 1,200.00 | 6.375 | 100.000 | - | - | - | - | - | - | - |
| Lebanon / 14-04-2020 | USD | 700.00 | 700.00 | 5.800 | 100.000 | - | - | - | - | - | - | - |
| Lebanon / 19-06-2020 | USD | 600.00 | 600.00 | 6.150 | 100.000 | 19.520 | 21.590 | 19.520 | 0.000 | 0.000 | 0.000 | 0.000 |
| Lebanon / 12-04-2021 | USD | 2,092.47 | 2,092.47 | 8.250 | 100.000 | 19.375 | 19.875 | 19.375 | 689.185 | 690.271 | 0.125 | 0.030 |
| Lebanon / 27-05-2022 | USD | 500.00 | 500.00 | 6.250 | 100.000 | 19.250 | 20.250 | 19.250 | 127.064 | 127.029 | 1.032 | 1.380 |
| Lebanon / 04-10-2022 | USD | 1,540.00 | 1,540.00 | 6.100 | 100.000 | 18.500 | 20.500 | 18.500 | 103.199 | 103.066 | 1.355 | 2.289 |
| Lebanon / 27-01-2023 | USD | 1,100.00 | 1,100.00 | 6.000 | 100.000 | 17.375 | 19.375 | 17.375 | 90.619 | 90.572 | 1.631 | 3.230 |
| Lebanon / 26-05-2023 | USD | 500.00 | 500.00 | 6.400 | 100.000 | 17.750 | 18.750 | 17.750 | 76.384 | 76.262 | 1.944 | 4.490 |
| Lebanon / 22-04-2024 | USD | 700.00 | 700.00 | 6.650 | 100.000 | 17.375 | 17.875 | 17.375 | 55.418 | 55.281 | 2.807 | 8.980 |
| Lebanon / 04-11-2024 | USD | 500.00 | 538.47 | 6.250 | 100.000 | 17.500 | 18.500 | 17.500 | 47.225 | 46.944 | 3.337 | 12.492 |
| Lebanon / 03-12-2024 | USD | 250.00 | 250.00 | 7.000 | 100.000 | 16.730 | 19.630 | 16.730 | 47.545 | 47.278 | 3.420 | 13.094 |
| Lebanon / 26-02-2025 | USD | 800.00 | 800.00 | 6.200 | 100.000 | 16.890 | 19.390 | 16.890 | 44.545 | 44.284 | 3.646 | 14.796 |
| Lebanon / 12-06-2025 | USD | 800.00 | 800.00 | 6.250 | 100.000 | 17.375 | 19.375 | 17.375 | 40.771 | 40.511 | 3.941 | 17.180 |
| Lebanon / 22-11-2026 | USD | 1,600.00 | 1,600.00 | 6.600 | 100.000 | 17.375 | 18.375 | 17.375 | 30.449 | 30.000 | 5.371 | 31.189 |
| Lebanon / 23-03-2027 | USD | 1,250.00 | 1,250.00 | 6.850 | 100.000 | 17.375 | 18.375 | 17.375 | 28.835 | 28.381 | 5.691 | 34.879 |
| Lebanon / 29-11-2027 | USD | 1,000.00 | 1,000.00 | 6.750 | 100.000 | 17.500 | 19.500 | 17.500 | 25.808 | 25.358 | 6.385 | 43.600 |
| Lebanon / 20-03-2028 | USD | 700.00 | 1,700.00 | 7.000 | 100.000 | 16.500 | 17.500 | 16.500 | 25.567 | 25.112 | 6.653 | 47.220 |
| Lebanon / 03-11-2028 | USD | 500.00 | 893.20 | 6.650 | 100.000 | 16.820 | 19.140 | 16.820 | 23.239 | 22.779 | 7.294 | 56.486 |
| Lebanon / 25-05-2029 | USD | 1,000.00 | 1,000.00 | 6.850 | 100.000 | 17.125 | 18.125 | 17.125 | 21.426 | 20.763 | 7.844 | 65.070 |
| Lebanon / 27-11-2029 | USD | 1,500.00 | 1,500.00 | 11.500 | 100.000 | 16.875 | 17.875 | 16.875 | 20.365 | 19.701 | 8.340 | 73.350 |
| Lebanon / 26-02-2030 | USD | 1,400.00 | 1,400.00 | 6.650 | 100.000 | 16.400 | 19.310 | 16.400 | 20.138 | 19.466 | 8.599 | 77.866 |
| Lebanon / 22-04-2031 | USD | 300.00 | 300.00 | 7.000 | 100.000 | 17.125 | 18.125 | 17.125 | 17.398 | 16.734 | 9.745 | 99.440 |
| Lebanon / 20-11-2031 | USD | 1,000.00 | 2,500.00 | 7.150 | 100.000 | 16.250 | 17.250 | 16.250 | 16.970 | 16.299 | 10.297 | 110.780 |
| Lebanon / 23-03-2032 | USD | 1,000.00 | 1,000.00 | 7.000 | 100.000 | 17.040 | 18.950 | 17.040 | 15.999 | 15.330 | 10.671 | 118.820 |
| Lebanon / 17-05-2033 | USD | 1,500.00 | 1,500.00 | 8.200 | 100.000 | 16.500 | 17.500 | 16.500 | 14.766 | 14.095 | 11.792 | 144.540 |
| Lebanon / 17-05-2034 | USD | 1,500.00 | 1,500.00 | 8.250 | 100.000 | 16.250 | 17.250 | 16.250 | 13.768 | 13.096 | 12.783 | 169.380 |
| Lebanon / 27-07-2035 | USD | 1,500.00 | 1,500.00 | 12.000 | 100.000 | 16.125 | 17.625 | 16.125 | 12.681 | 12.017 | 13.978 | 201.970 |
| Lebanon / 02-11-2035 | USD | 600.00 | 600.00 | 7.050 | 100.000 | 17.375 | 18.375 | 17.375 | 11.928 | 10.592 | 14.269 | 210.336 |
| Lebanon / 23-03-2037 | USD | 750.00 | 750.00 | 7.250 | 100.000 | 17.770 | 20.500 | 17.770 | 10.751 | 9.546 | 15.691 | 253.662 |
| TOTAL PUBLIC SECTOR EUROBONDS | | 28,382,469 | 31,314,13 | | | | | | | | | |

| BDL EURO CDS | | | | | | | | | | | | |
|---------------|---------|------|--------|----------|--------|--------|--------|-------|--------|----------|-----------|--|
| MATURITY | SIZE MM | TYPE | COUPON | Issue P. | BID \$ | Ask \$ | MID. P | YIELD | SPREAD | DURATION | CONVEXITY | |
| Not Available | | | | | | | | | | | | |

| LEBANESE PRIVATE SECTOR EUROBONDS | | | | | | | | | | | | |
|-----------------------------------|---------|-------------|--------|----------|--------|--------|-------------------------------|-------|-------------------------------|--------------------------|-----------|-------------------------------|
| MATURITY | SIZE MM | TYPE | COUPON | Issue P. | BID \$ | Ask \$ | MID. P | YIELD | SPREAD | DURATION | CONVEXITY | |
| BANK BYBLOS S.A.L/21-06-2021 | USD 300 | Note | 7 | 100 | #N/A | #N/A | The record could not be found | #N/A | The record could not be found | #VALUE! did not be found | #N/A | The record could not be found |
| BLOM BANK S.A.L/04-05-2023 | USD 300 | Certificate | 7.5 | 100 | 43.84 | 45.84 | 43.84 | 46.90 | 46.78 | 1.77 | 4.29 | |
| Bank Audi S.A.L/16-10-2023 | USD 350 | Bond | 6.75 | 100 | 45.75 | 47.75 | 45.75 | 37.14 | 38.73 | 2.35 | 6.78 | |

| World Yields in Native Terms | O/N | 3 Months | 6 Months | 9 Months | 1 Year | 2 Years | 3 Years | 5 Years | 7 Years | 10 Years | 30 Years |
|------------------------------|-----|----------|----------|----------|--------|---------|---------|---------|---------|----------|----------|
| EUR | - | -0.59 | -0.58 | -0.59 | -0.57 | -0.70 | -0.74 | -0.71 | -0.64 | -0.51 | -0.07 |
| U.S.A | - | 0.10 | 0.11 | -- | 0.12 | 0.14 | 0.16 | 0.27 | 0.46 | 0.67 | 1.41 |
| U.K | - | 0.02 | 0.00 | -- | -0.02 | -0.07 | -0.12 | -0.10 | 0.01 | 0.19 | 0.74 |
| Japan | - | -0.10 | -0.16 | -0.13 | -0.13 | -0.14 | -0.14 | -0.11 | -0.10 | 0.02 | 0.60 |

| Libor | USD | EUR | JPY | GBP | Spot Rates | | |
|----------|------|-------|-------|------|------------------------|---------|----------|
| 1 Months | 0.15 | -0.57 | -0.12 | 0.05 | Lebanese Pound | 1505.50 | 1518.50 |
| 2 Months | 0.18 | -0.51 | -0.08 | 0.05 | Euro | 1.18 | 1.1755 |
| 3 Months | 0.22 | -0.52 | -0.10 | 0.06 | British Sterling Pound | 1.28 | 1.2805 |
| 6 Months | 0.27 | -0.49 | -0.04 | 0.08 | Japanese Yen | 104.54 | 104.5700 |
| 1 Year | 0.38 | -0.43 | 0.09 | 0.14 | Gold | 1911.64 | 1912.51 |



Disclaimer: The Capital Markets Authority (CMA) publishes reports for general information purposes only. However, under no circumstances the CMA will accept any responsibility or liability in connection with the use of the information provided in these reports or on this website.
(Source: Thomson Reuters Eikon)

Contact us by email: research@cma.gov.lb