



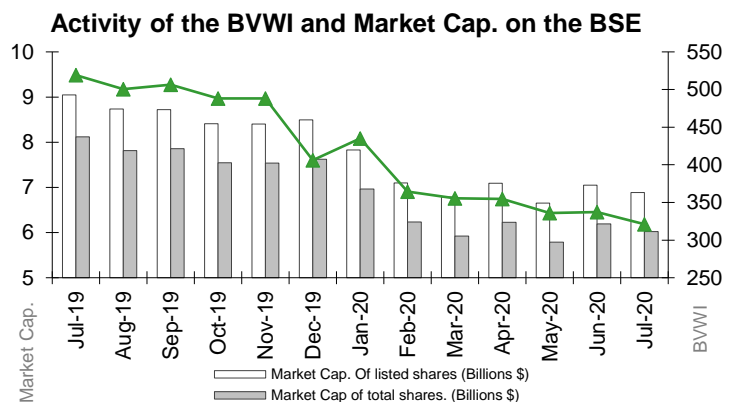
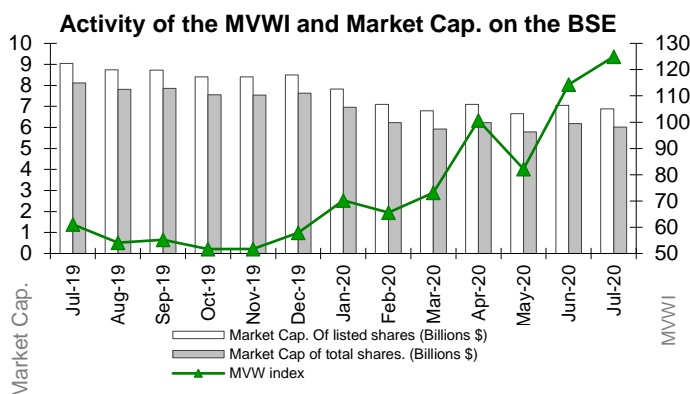
THE CMA MARKET VALUE WEIGHTED INDEX

MONTHLY BRIEF

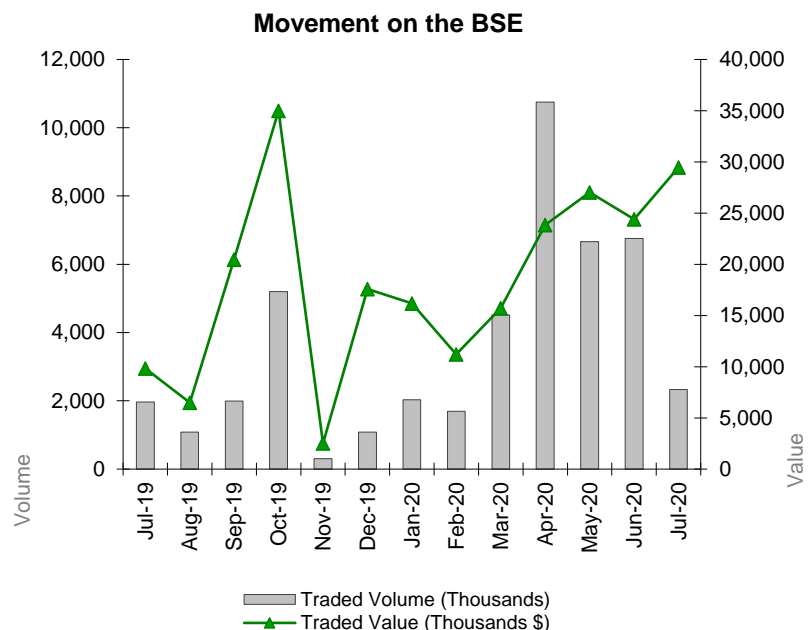
Closing Prices

The CMA Market Value Weighted Index (BDLSI: Reuters Ticker) closing price for the month of July 2020 was **124.95** versus **114.28** in June 2020 **9.34%**. The YoY closing change for the months of July showed an increase of **104.61%** from 2019 to 2020.

The CMA Banks Value Weighted Index (BDLSI1: Reuters Ticker) closing price of for the month of July 2020 was **321.08** versus **337.29** in June 2020 (**-4.81%**). The YoY closing change for the months of July showed a decrease of **38.15%** from 2019 to 2020.



MONTH	CMA Market Value Weighted Index	% Change	Banks Value Weighted Index	% Change
Jul-19	61.07	-4.44%	519.10	-4.99%
Aug-19	54.11	-11.40%	500.46	-3.59%
Sep-19	55.16	1.95%	506.27	1.16%
Oct-19	51.74	-6.22%	488.27	-3.56%
Nov-19	51.72	-0.04%	488.27	0.00%
Dec-19	57.95	12.06%	405.94	-16.86%
Jan-20	70.21	21.16%	435.09	7.18%
Feb-20	65.52	-6.69%	364.32	-16.27%
Mar-20	73.14	11.64%	355.44	-2.44%
Apr-20	100.67	42.43%	354.69	-0.21%
May-20	82.17	-18.38%	335.91	-5.29%
Jun-20	114.28	39.07%	337.29	0.41%
Jul-20	124.95	9.34%	321.08	-4.81%

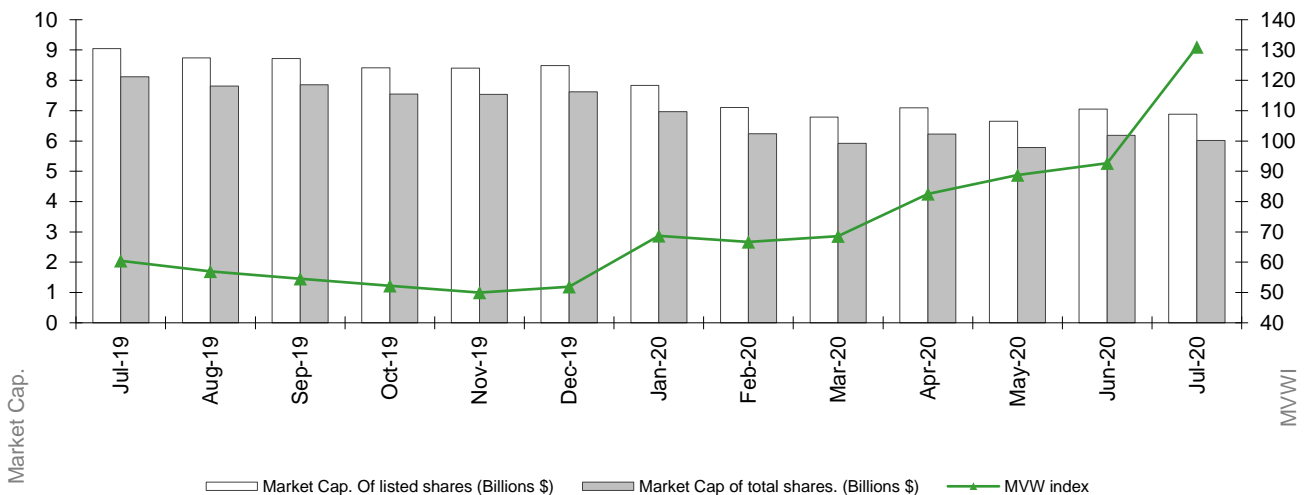




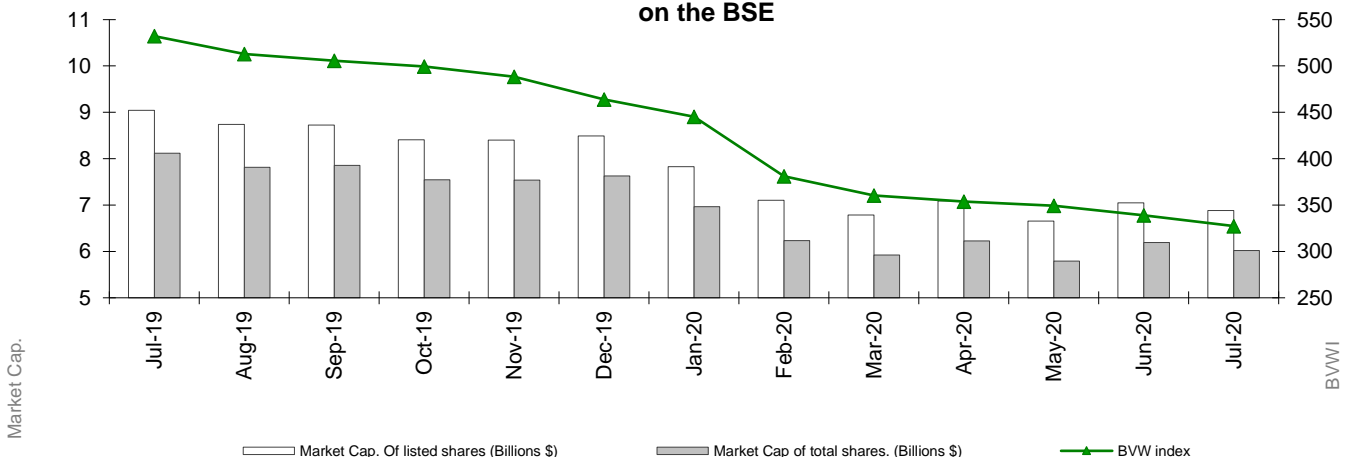
Average Prices

- The average CMA Market Value Weighted Index indicated an increase of 41.37% throughout the month of July 2020 to reach **131.01** up from an average of **92.67** in June 2020.
- The average CMA Banks Value Weighted Index decreased by 3.42% to reach **327.38** by the end of July 2020 vs. an average of **338.98** in June 2020.
- In the month of July 2020, the MVWI's High was **143.44** and Low **112.25**.
- In the month of July 2020, the BVWI's High was **337.29** and Low **321.08**.
- The Total number of listed securities on the Beirut Stock Exchange is: **27**;

Activity of the Average MVWI and Market Cap. on the BSE



Activity of the Average BVWI and Market Cap. on the BSE





BEIRUT STOCK EXCHANGE

July 2020 BRIEF

The month of July 2020 showed a decrease in trading activity when compared to June 2020, whereby the total traded volume fell by 65.59% to reach **2,326,600** of traded shares in comparison to **6,761,012** of traded shares. Moreover, the Value of traded shares increased by 20.76% to settle at around **\$29.455** Million versus **\$24.392** Million in June 2020.

GAINERS AND LOSERS

The stock with the highest increase in price in July 2020 was *Ciments Blancs Nominal* with an increase of 20.00% followed by *HOLCIM Liban* (10.00%). As for the market losers, *Byblos Bank* was the worst performer for the month of July 2020 with a price drop of 38.33% followed by *BLOM Bank - GDR* (-35.71%).

MOST ACTIVE SHARES

Among the most active securities by Volume in July 2020 was *Solidere A*, which comprised of 65.19% of total trading activity on the BSE, where **1,516,635 shares** traded in total (**\$21,424,364 of value traded**). The second most active security by volume was *Solidere B* (**406,503**) with 17.47% of the traded volume (**\$5,783,184 of value traded**).

NUMBER OF TRANSACTIONS

The total number of transactions incurred on the Beirut Stock Exchange increased in the month of July 2020 by 50.16% to **1,434** transactions up from **955** in the month of June 2020.

MARKET CAPITALIZATION

The Full Market Capitalization decreased by 2.35% and settled at **\$6,884,799,071** V/S **\$7,050,232,962** in the previous month. In addition, the free float market capitalization decreased by 2.72% for the month of July 2020 to reach **\$6,021** million up from **\$6,189** million in the month of June 2020.



GLOBAL DEPOSITORY RECEIPTS (GDRs)

The Global Depository Receipts for BlomBank – GDR decreased by 3.85% by the end of July 2020 ranging between (bid) \$0.00 - \$1.25 (ask). The value of Bank Audi – GDR decreased by 10.00% by the end of July 2020 ranging between (bid) \$0.31 – \$0.41 (ask). The value of Byblos Bank – GDR decreased by 11.76% by the end of July 2020 ranging between (bid) \$0.00 - \$60.00 (ask).

LEBANESE PUBLIC SECTOR EUROBONDS

The total outstanding amount of Lebanese Public Sector Eurobonds by the end of July 2020 reached **\$31,314** million versus **\$31,314** million compared to June 2020. The Next Eurobond Maturity is on 12-04-2021 with an issue amount of \$2,092.47 million.

The details of the Eurobonds that will mature in the year 2021 are available in the table below:

EUROBOND MATURITY	OUTSTANDING AMOUNT (IN MIL USD)	MID. PRICE	YIELD%	SPREAD 3 MONTH US TREASURY
12-04-2021	\$2,092.47	18.00	480.74	473.93
GRAND TOTAL	\$2,092.47			



CERTIFICATES OF DEPOSIT OF BANKS AND LEBANESE FINANCIAL INSTITUTIONS IN MULTIPLE CURRENCIES (CDs)

Total Domestic Certificates of Deposit issued by banks and Lebanese financial institutions amounted to **\$17,784,703** at the end of June 2020 (Q1-2020) versus **\$22,523,629** in December 2019 (Q4-2019).

The details of the listed CDs/Notes/Bonds of banks and Lebanese Financial Institutions in multiple currencies are available in the table below:

MATURITY	OUTSTANDING AMOUNT (IN MIL USD)	TYPE	MID. PRICE	YIELD%	SPREAD
BANK BYBLOS S.A.L/21-06- 2021	USD 300	Note	-	-	-
BLOM BANK S.A.L/04-05- 2023	USD 300	Certificate	43.71	44.979	44.882
Bank Audi S.A.L/16-10-2023	USD 350	Bond	45.5	36.088	37.577



PREFERRED AND PRIORITY SHARES LISTED

COMPANIES LISTED	STOCK CATEGORY	PRICE OF STOCK	VOLUME (IN THOUSANDS)	VALUE (IN MILLIONS \$)
Bank of Beirut	H	\$25.00	5,400	135
	I	\$25.00	5,000	125
	J	\$25.00	3,000	75
	K	\$25.00	4,000	100
	Priority 2014	\$21.00	4,762	100
Bank Bemo	Preferred 2013	\$92.00	350	32
Bank Audi	H	\$77.00	750	58
	I	\$39.95	2,500	100
	J	\$69.95	2,750	192
BLC	D	\$94.00	750	71
	H	\$94.00	264	25
Byblos Bank	2008	\$49.89	2,000	100
	2009	\$52.75	2,000	106
TOTAL				\$ 1,218

The total number of preferred shares listed on the Beirut Stock Exchange by the end of July 2020 is **13**.

The Market Value of Preferred and Priority Shares Listed is 17.27% by the end of July 2020 versus 17.63% by the end of June 2020 in contrast to the Market Capitalization of Listed Shares.