



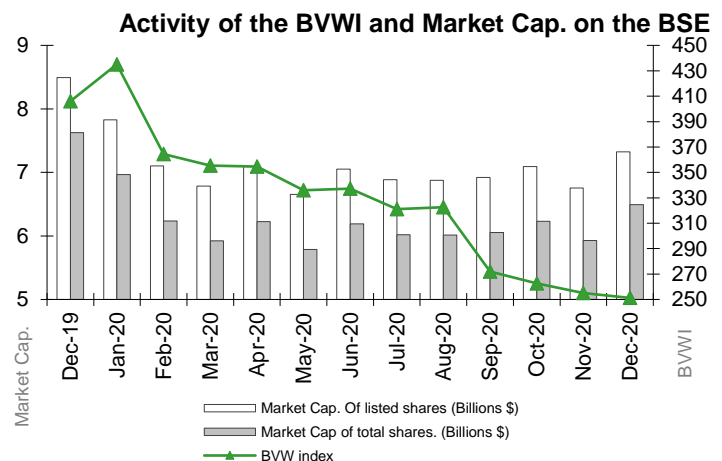
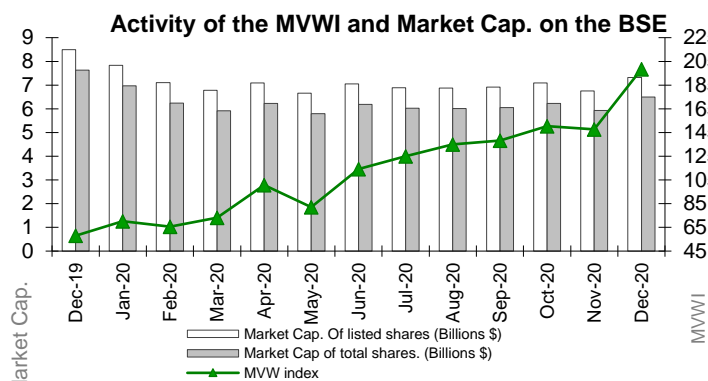
## THE CMA MARKET VALUE WEIGHTED INDEX

### MONTHLY BRIEF

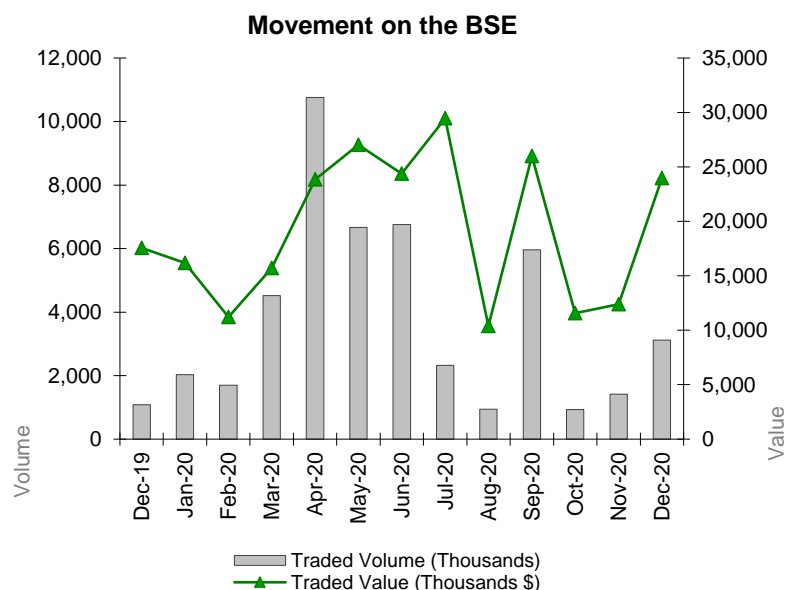
#### Closing Prices

The CMA Market Value Weighted Index (BDLSI: Reuters Ticker) closing price for the month of December 2020 was **198.43** versus **147.74** in November 2020 (34.31%). The YoY closing change for the months of December showed an increase of 242.41% from 2019 to 2020.

The CMA Banks Value Weighted Index (BDLSI1: Reuters Ticker) closing price for the month of December 2020 was **251.21** versus **255.07** in November 2020 (-1.51%). The YoY closing change for the months of December showed a decrease of 38.12% from 2019 to 2020.



MONTH	CMA Market Value Weighted Index	% Change	Banks Value Weighted Index	% Change
Dec-19	57.95	12.06%	405.94	-16.86%
Jan-20	70.21	21.16%	435.09	7.18%
Feb-20	65.52	-6.69%	364.32	-16.27%
Mar-20	73.14	11.64%	355.44	-2.44%
Apr-20	100.67	42.43%	354.69	-0.21%
May-20	82.17	-18.38%	335.91	-5.29%
Jun-20	114.28	39.07%	337.29	0.41%
Jul-20	124.95	9.34%	321.08	-4.81%
Aug-20	135.09	8.11%	322.72	0.51%
Sep-20	138.18	2.29%	272.01	-15.71%
Oct-20	150.33	8.79%	262.52	-3.49%
Nov-20	147.74	-1.72%	255.07	-2.84%
<b>Dec-20</b>	<b>198.43</b>	<b>34.31%</b>	<b>251.21</b>	<b>-1.51%</b>

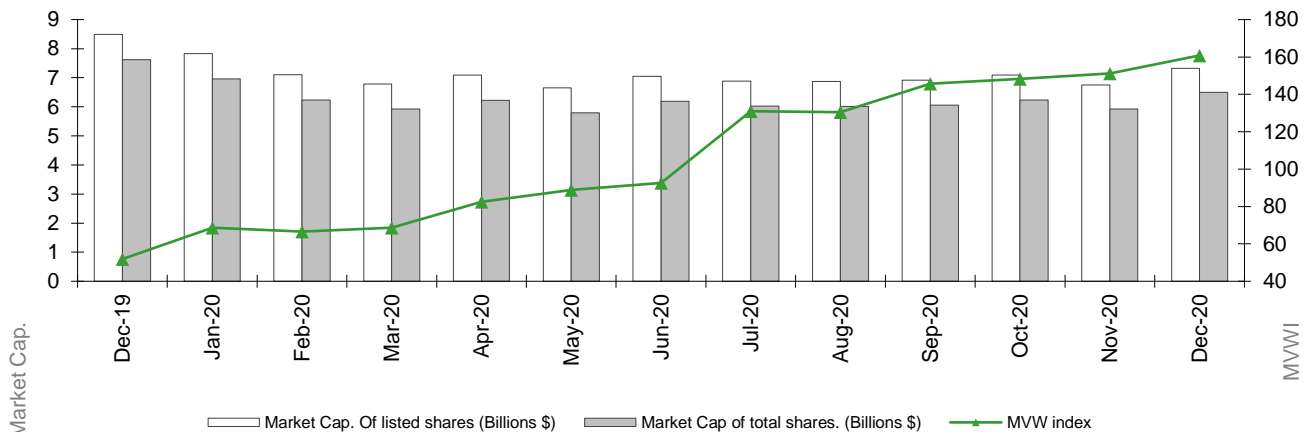




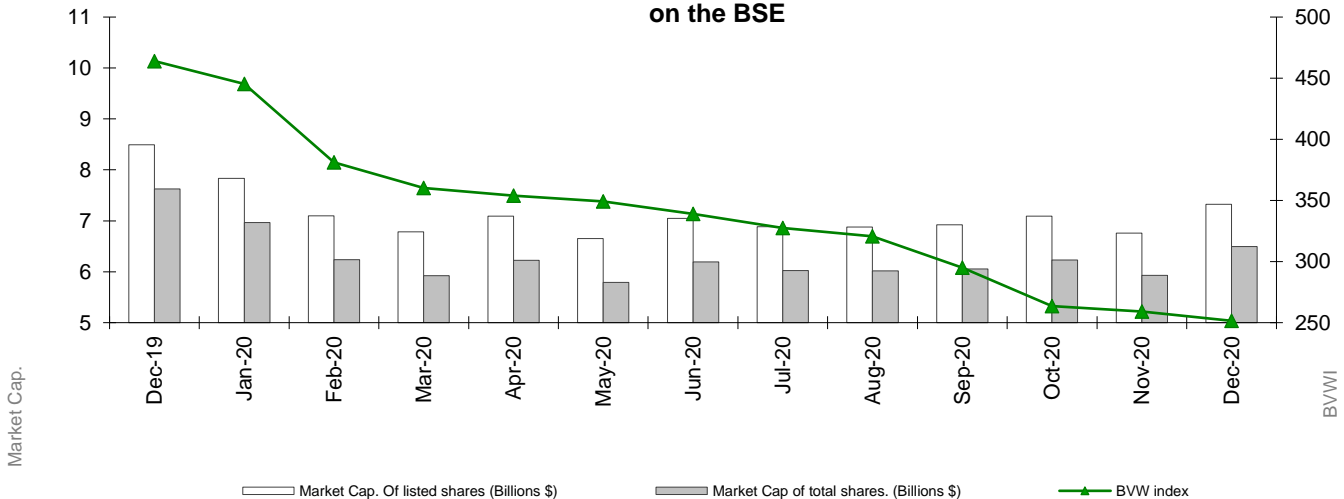
### Average Prices

- The average CMA Market Value Weighted Index indicated an increase of 6.33% throughout the month of December 2020 to reach **160.82** up from an average of **151.25** in November 2020.
- The average CMA Banks Value Weighted Index decreased by 2.94% to reach **251.52** by the end of December 2020 vs. an average of **259.14** in November 2020.
- In the month of December 2020, the MVWI's High was **198.43** and Low **148.89**.
- In the month of December 2020, the BVWI's High was **255.31** and Low **247.67**.
- The Total number of listed securities on the Beirut Stock Exchange is: **26**;

Activity of the Average MVWI and Market Cap. on the BSE



Activity of the Average BVWI and Market Cap. on the BSE





## BEIRUT STOCK EXCHANGE

### December 2020 BRIEF

The month of December 2020 showed an increase in trading activity when compared to November 2020, whereby the total traded volume rose by 119.83% to reach **3,118,261** of traded shares in comparison to **1,418,489** of traded shares. Moreover, the Value of traded shares increased by 93.53% to settle at around **\$23.972** Million versus **\$12.387** Million in November 2020.

### GAINERS AND LOSERS

The stock with the highest increase in price in December 2020 was *Solidere A* with an increase of 17.68% followed by *Solidere B* (17.24%). As for the market losers, *Byblos Bank Pref. Class 2009* was the worst performer for the month of December 2020 with a price drop of 18.12%.

### MOST ACTIVE SHARES

Among the most active securities by Volume in December 2020 was *Solidere A*, which comprised of 27.61% of total trading activity on the BSE, where **964,945 shares** traded in total (**\$15,936,850 of value traded**). The second most active security by volume was *Bank Audi* (**512,704**) with 14.67% of the traded volume (**\$621,838 of value traded**).

### NUMBER OF TRANSACTIONS

The total number of transactions incurred on the Beirut Stock Exchange increased in the month of December 2020 by 124% to **1,008** transactions down from **450** in the month of November 2020.

### MARKET CAPITALIZATION

The Full Market Capitalization increased by 8.37% and settled at **\$7,321,755,035** V/S **\$6,756,042,599** in the previous month. In addition, the free float market capitalization increased by 9.54% for the month of December 2020 to reach **\$6,493** million up from **\$5,928** million in the month of November 2020.



## GLOBAL DEPOSITORY RECEIPTS (GDRs)

All GDRs are no longer priced on the market.

## LEBANESE PUBLIC SECTOR EUROBONDS

The total outstanding amount of Lebanese Public Sector Eurobonds by the end of December 2020 reached **\$31,314** million versus **\$31,314** million compared to November 2020. The Next Eurobond Maturity is on 12-04-2021 with an issue amount of \$2,092.47 million.

The details of the Eurobonds that will mature in the year 2021 are available in the table below:

EUROBOND MATURITY	OUTSTANDING AMOUNT (IN MIL USD)	MID. PRICE	YIELD%	SPREAD 3 MONTH US TREASURY
12-04-2021	\$2,092.47	14.50	2211.21	7578.07
<b>GRAND TOTAL</b>	<b>\$2,092.47</b>			



## CERTIFICATES OF DEPOSIT OF BANKS AND LEBANESE FINANCIAL INSTITUTIONS IN MULTIPLE CURRENCIES (CDs)

Total Domestic Certificates of Deposit issued by banks and Lebanese financial institutions amounted to **\$10,195,202.32** at the end of November 2020 (Q3-2020) versus **\$12,515,922.06** in June 2020 (Q2-2020).

The details of the listed CDs/Notes/Bonds of banks and Lebanese Financial Institutions in multiple currencies are available in the table below:

MATURITY	OUTSTANDING AMOUNT (IN MIL USD)	TYPE	MID. PRICE	YIELD%	SPREAD
BANK BYBLOS S.A.L/21-06- 2021	USD 300	Note	-	-	-
BLOM BANK S.A.L/04-05- 2023	USD 300	Certificate	-	-	-
Bank Audi S.A.L/16-10-2023	USD 350	Bond	45.1	40.597	42.543



## PREFERRED AND PRIORITY SHARES LISTED

COMPANIES LISTED	STOCK CATEGORY	PRICE OF STOCK	VOLUME (IN THOUSANDS)	VALUE (IN MILLIONS \$)
Bank of Beirut	H	\$25.00	5,400	135
	I	\$25.00	5,000	125
	J	\$25.00	3,000	75
	K	\$25.00	4,000	100
Bank Bemo	Preferred 2013	\$50.00	350	18
Bank Audi	H	\$69.90	750	52
	I	\$44.90	2,500	112
	J	\$42.04	2,750	116
BLC	D	\$94.00	750	71
	H	\$94.00	264	25
Byblos Bank	2008	\$43.00	2,000	86
	2009	\$40.00	2,000	80
<b>TOTAL</b>				<b>\$ 994</b>

The total number of preferred shares listed on the Beirut Stock Exchange by the end of December 2020 is **12**.

The Market Value of Preferred and Priority Shares Listed is 13.58% by the end of December 2020 versus 14.89% by the end of November 2020 in contrast to the Market Capitalization of Listed Shares.