هيئة الأسواق المالية
CAPITAL MARKETS AUTHORITY
LEBANON

COMMUNICATION AND RESEARCH DEPARTMENT
CAPITAL MARKETS AUTHORITY

Beirut Stock Exchange
Equity Market

DAILY REPORT
Prices and Indices
as at the closing of
29-Apr-21

LISTED COMPANIES	LISTED SHARES (MM)	MARKET CAP. (MM $)	TOTAL ORDINARY SHARES (MM)	PREFERRED SHARES (MM)	PREFERRED SHARES ISSUE PRICE USD	TOTAL MARKET CAP. (MM $)	CUR.	TRADED VOLUME	TRADED VALUE USD	CLOSING PRICE	OPEN PRICE	HIGH PRICE	LOW PRICE	PREVIOUS PRICE
SOLIDERE A	100.00	2490.00	100.00			2490.00	USD	65,321	1,624,950	24.90	24.50	25.20	24.50	24.71
SOLIDERE B	65.00	1625.00	65.00			1625.00	USD	20,422	509,499	25.00	24.53	25.01	24.53	24.90
BQ.LIB. POUR LE COMMERCE	71.03	66.06	152.70			142.01	USD	-	-	0.93	-	-	-	0.93
BQ.LIB. POUR LE COMMERCE PREF. "D"	0.75	70.50		0.75		70.50	USD	-	-	94.00	-	-	-	94.00
BQ.LIB. POUR LE COMMERCE PREF. "E"	0.26	24.77		0.26		24.77	USD	-	-	94.00	-	-	-	94.00
BANQUE AUDI	399.75	1075.33	399.75			1075.33	USD	-	-	2.69	-	-	-	2.69
BANQUE AUDI GDR	119.64	222.53				222.53	USD	-	-	1.86	-	-	-	1.86
BANQUE AUDI PREFERRED "H"	0.75	52.43		0.75	100.00	52.43	USD	-	-	69.90	-	-	-	69.90
BANQUE AUDI PREFERRED "I"	2.50	112.25		2.50	100.00	112.25	USD	-	-	44.90	-	-	-	44.90
BANQUE AUDI PREFERRED "J"	2.75	115.61		2.50	100.00	105.10	USD	-	-	42.04	-	-	-	42.04
BANK OF BEIRUT	20.80	370.18	50.47			898.32	USD	-	-	17.80	-	-	-	17.80
BANK OF BEIRUT PREFERRED SHARES "H"	5.40	135.00		5.40	25.00	135.00	USD	8,000	200,000	25.00	25.00	25.00	25.00	25.00
BANK OF BEIRUT PREFERRED SHARES "I"	5.00	125.00		5.00	25.00	125.00	USD	-	-	25.00	-	-	-	25.00
BANK OF BEIRUT PREFERRED SHARES "J"	3.00	75.00		3.00	25.00	75.00	USD	10,000	250,000	25.00	25.00	25.00	25.00	25.00
BANK OF BEIRUT PREFERRED SHARES "K"	4.00	100.00		4.00	25.00	100.00	USD	-	-	25.00	-	-	-	25.00
BYBLOS BANK	565.52	480.69	565.52			480.69	USD	25,000	21,250	0.85	0.85	0.85	0.85	0.98
BYBLOS BANK GDR	1.31	81.16				81.16	USD	-	-	62.00	-	-	-	62.00
BYBLOS BANK PREFERRED SHARES 2008	2.00	70.00		2.00	100.00	70.00	USD	-	-	35.00	-	-	-	35.00
BYBLOS BANK PREFERRED SHARES 2009	2.00	77.00		2.00	96.00	77.00	USD	203	7,816	38.50	38.50	38.50	38.50	38.50
BQ.EUROPEENNE PR.M.O	51.40	61.68	62.00			74.40	USD	-	-	1.20	-	-	-	1.20
BQ.EUROPEENNE PR.M.O PREFERRED 2013	0.35	17.50		0.35	100.00	17.50	USD	-	-	50.00	-	-	-	50.00
BLOM BANK GDR	73.90	0.00				0.00	USD	-	-	-	-	-	-	0.00
BLOM BANK	215.00	774.00	215.00			774.00	USD	-	-	3.60	-	-	-	3.60
RASAMNY-YOUNIS MOTORS CO	10.92	34.83	27.30			87.09	USD	-	-	3.19	-	-	-	3.19
HOLCIM Liban	19.52	310.31	19.52			310.31	USD	-	-	15.90	-	-	-	15.90
STE DES CIMENTS BLANCS N	9.00	46.80	3.00			15.60	USD	-	-	5.20	-	-	-	5.20
TOTAL EXECUTED	**1,751.54**	**8,613.62**	**1,660.25**			**9,240.97**		**128,946**	**$2,613,515**					
Official USD Closing	1507.5													

LEBANESE GLOBAL DEPOSITARY RECEIPTS	SHARES MM	BID $	ASK $	MID PRICE $
BLOM BANK	73.90	record could nc	record could nc	record could not be found
BYBLOS BANK	1.31	record could nc	record could nc	record could not be found
AUDI BANK	116.24	record could nc	record could nc	record could not be found

STOCK INDEX	VALUE	PREVIOUS VALUE	% OF CHANGE
MARKET VALUE WEIGHTED INDEX	349.84	345.80	1.17%
NUMBER OF TRANSACTIONS	49		

BEIRUT STOCK EXCHANGE DAILY TRADING VOLUME

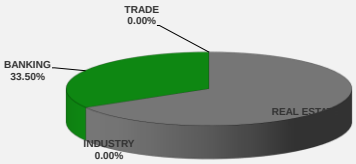

BEIRUT STOCK EXCHANGE DAILY TRADING VALUE $

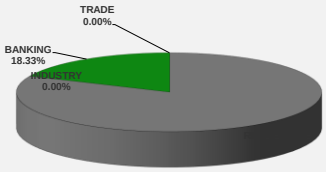

Disclaimer: The Capital Markets Authority (CMA) publishes reports for general information purposes only. However, under no circumstances the CMA will accept any responsibility or liability in connection with the use of the information provided in these reports or on this website.
(Source: Thomson Reuters Eikon)

Contact us by email: research@cma.gov.lb

هيئة الأسواق المالية
CAPITAL MARKETS AUTHORITY
LEBANON

COMMUNICATION AND RESEARCH DEPARTMENT

CAPITAL MARKETS AUTHORITY

Luxembourg Stock Exchange

Lebanese Public Sector Eurobonds

DAILY REPORT
Prices and Yields
as at the closing of

29-Apr-21

MATURITY	CURRENCY	ISSUED AMMOUNT	OUTSTANDING AMOUNT (MM)	COUPON	ISSUE P.	BID$	ASK$	MID. P	YIELD	SPREAD 3 MONTH	DURATION	CONVEXITY
Lebanon / 09-03-2020	USD	1,200.00	1,200.00	6.375	100.000	-	-	-	-	-	-	-
Lebanon / 14-04-2020	USD	700.00	700.00	5.800	100.000	-	-	-	-	-	-	-
Lebanon / 19-06-2020	USD	600.00	600.00	6.150	100.000	11.375	11.400	11.375	134414.203	0.000	0.000	0.000
Lebanon / 12-04-2021	USD	2,092.47	2,092.47	8.250	100.000	12.500	12.750	12.500	9692.308	0.000	0.009	0.000
Lebanon / 27-05-2022	USD	500.00	500.00	6.250	100.000	12.375	13.375	12.375	332.598	399.285	0.408	0.240
Lebanon / 04-10-2022	USD	1,540.00	1,540.00	6.100	100.000	12.250	14.250	12.250	219.020	218.538	0.697	0.656
Lebanon / 27-01-2023	USD	1,100.00	1,100.00	6.000	100.000	12.250	14.250	12.250	166.495	166.138	0.968	1.210
Lebanon / 26-05-2023	USD	500.00	500.00	6.400	100.000	12.250	13.250	12.250	132.613	132.474	1.253	1.950
Lebanon / 22-04-2024	USD	700.00	700.00	6.650	100.000	12.250	12.750	12.250	84.820	84.463	2.092	5.110
Lebanon / 04-11-2024	USD	500.00	538.47	6.250	100.000	12.250	13.250	12.250	69.894	69.212	2.611	7.788
Lebanon / 03-12-2024	USD	250.00	250.00	7.000	100.000	11.860	13.221	11.860	69.295	68.908	2.682	8.197
Lebanon / 26-02-2025	USD	800.00	800.00	6.200	100.000	12.276	13.103	12.276	63.302	62.882	2.910	9.575
Lebanon / 12-06-2025	USD	800.00	800.00	6.250	100.000	12.250	14.250	12.250	58.230	57.340	3.212	11.580
Lebanon / 27-11-2026	USD	1,600.00	1,600.00	6.600	100.000	12.250	13.250	12.250	41.509	40.647	4.627	23.327
Lebanon / 23-03-2027	USD	1,250.00	1,250.00	6.850	100.000	12.375	13.375	12.375	38.824	37.961	4.948	26.563
Lebanon / 29-11-2027	USD	1,000.00	1,000.00	6.750	100.000	12.250	14.250	12.250	34.640	33.324	5.635	34.170
Lebanon / 20-03-2028	USD	700.00	1,700.00	7.000	100.000	12.000	13.000	12.000	33.316	31.998	5.916	37.540
Lebanon / 03-11-2028	USD	500.00	893.20	6.650	100.000	12.125	13.125	12.125	30.207	28.888	6.534	45.532
Lebanon / 25-05-2029	USD	1,000.00	1,000.00	6.850	100.000	12.125	13.125	12.125	27.964	26.646	7.090	53.390
Lebanon / 27-11-2029	USD	1,500.00	1,500.00	11.500	100.000	11.625	12.625	11.625	26.767	25.142	7.574	60.720
Lebanon / 26-02-2030	USD	1,400.00	1,400.00	6.650	100.000	11.749	13.321	11.749	25.833	24.166	7.834	64.860
Lebanon / 22-04-2031	USD	300.00	300.00	7.000	100.000	12.000	13.000	12.000	22.440	20.813	8.982	84.720
Lebanon / 20-11-2031	USD	1,000.00	2,500.00	7.150	100.000	12.000	13.000	12.000	21.148	19.523	9.557	95.670
Lebanon / 23-03-2032	USD	1,000.00	1,000.00	7.000	100.000	11.943	13.752	11.943	20.499	18.844	9.910	102.712
Lebanon / 17-05-2033	USD	1,500.00	1,500.00	8.200	100.000	12.000	13.000	12.000	18.410	16.785	11.043	127.010
Lebanon / 17-05-2034	USD	1,500.00	1,500.00	8.250	100.000	12.000	13.000	12.000	16.940	15.315	12.040	150.510
Lebanon / 27-07-2035	USD	1,500.00	1,500.00	12.000	100.000	12.000	13.500	12.000	15.465	13.838	13.240	181.450
Lebanon / 02-11-2035	USD	600.00	600.00	7.050	100.000	12.125	13.125	12.125	15.096	12.841	13.498	188.495
Lebanon / 23-03-2037	USD	750.00	750.00	7.250	100.000	12.868	13.957	12.868	13.330	11.134	14.915	229.473
TOTAL PUBLIC SECTOR EUROBONDS		**28,382.469**	**31,314.13**									

BDL EURO CDS

MATURITY	SIZE MM	TYPE	COUPON	Issue P.	BID $	Ask $	MID. P	YIELD	SPREAD	DURATION	CONVEXITY
Not Available											

LEBANESE PRIVATE SECTOR EUROBONDS

MATURITY	SIZE MM	TYPE	COUPON	Issue P.	BID $	Ask $	MID. P	YIELD	SPREAD	DURATION	CONVEXITY
BANK BYBLOS S.A.L/21-06-2021	USD 300	Note	7	100	#N/A The	#N/A The record could	#N/A The record could	d not be found	#VALUE!	ld not be found	#N/A The record could not be found
BLOM BANK S.A.L/04-05-2023	USD 300	Certificate	7.5	100	#N/A The	#N/A The record could	#N/A The record could	d not be found	#VALUE!	ld not be found	#N/A The record could not be found
Bank Audi S.A.L/16-10-2023	USD 350	Bond	6.75	100	45.25	47.25	45.25	44.55	46.85	1.95	4.57

World Yields in Native Terms	O/N	3 Months	6 Months	9 Months	1 Year	2 Years	3 Years	5 Years	7 Years	10 Years	30 Years
EUR	-	-0.63	-0.63	-0.64	-0.65	-0.69	-0.70	-0.57	-0.37	-0.21	0.34
U.S.A	-	0.02	0.04	--	0.06	0.17	0.35	0.89	1.35	1.66	2.33
U.K	-	0.08	0.07	--	0.05	0.08	0.19	0.39	0.62	0.83	1.34
Japan	-	-0.09	-0.10	-0.11	-0.12	-0.12	-0.12	-0.08	-0.03	0.10	0.67

Libor	USD	EUR	JPY	GBP
1 Months	0.11	-0.57	-0.06	0.05
2 Months	0.15	-0.55	-0.05	0.07
3 Months	0.18	-0.54	-0.07	0.09
6 Months	0.21	-0.53	-0.05	0.11
1 Year	0.28	-0.49	0.05	0.16

Spot Rates	Bid	Ask
Lebanese Pound	1505.70	1518.70
Euro	1.21	1.2123
British Sterling Pound	1.39	1.3941
Japanese Yen	109.01	109.0400
Gold	1773.36	1773.87

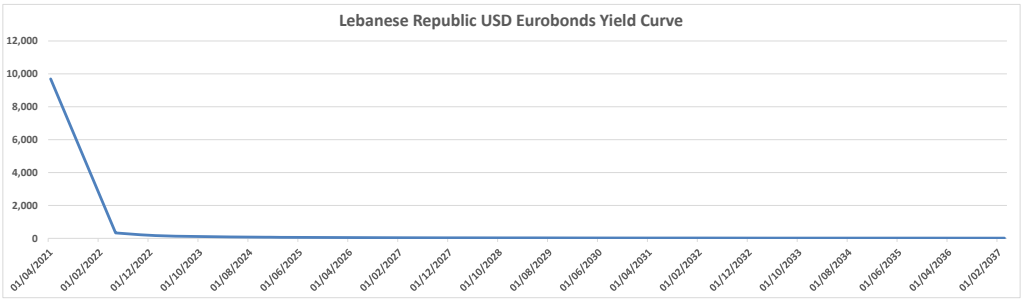

Disclaimer: The Capital Markets Authority (CMA) publishes reports for general information purposes only. However, under no circumstances the CMA will accept any responsibility or liability in connection with the use of the information provided in these reports or on this website.
(Source: Thomson Reuters Eikon)

Contact us by email: research@cma.gov.lb