



CAPITAL MARKETS AUTHORITY



هيئة الاسواق المالية
CAPITAL MARKETS AUTHORITY

End of Day Market Report

Friday, December 10, 2021

CAPITAL MARKETS AUTHORITY



هيئة الاسواق المالية
CAPITAL MARKETS AUTHORITY

Table of Contents

[Lebanon Eurobonds](#)

[Lebanon Credit Default Swaps](#)

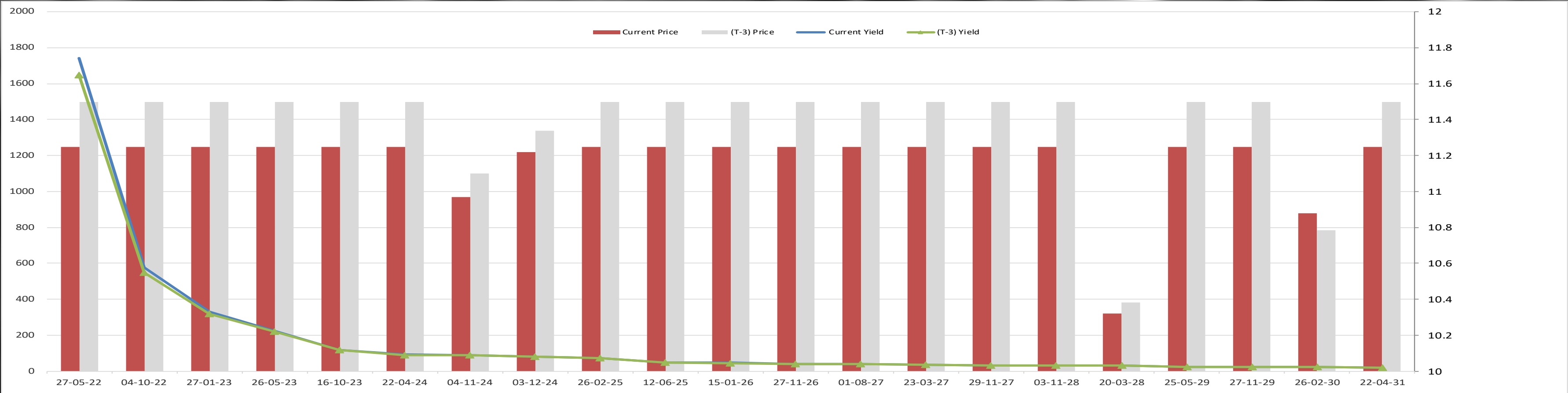
[Lebanese Private Sector Eurobonds](#)

[Lebanon Credit Rating](#)

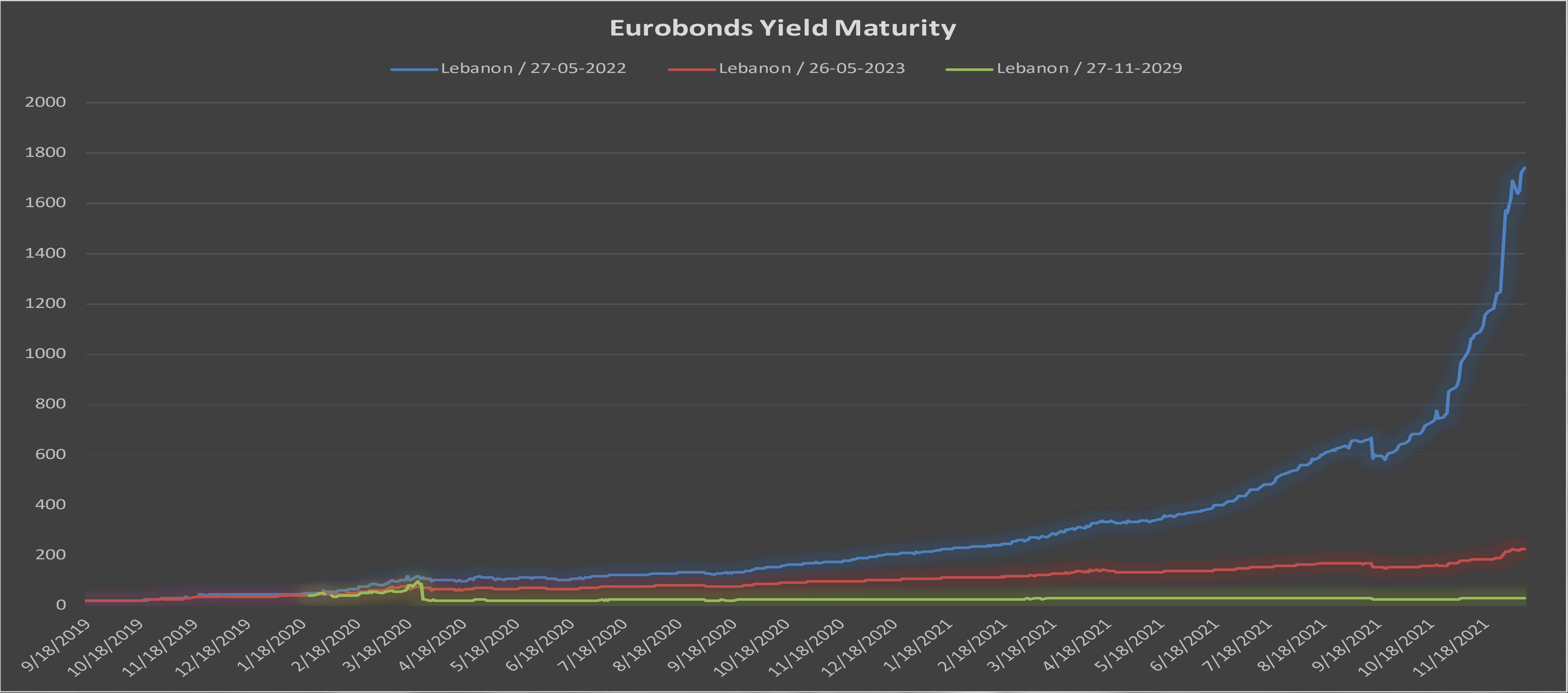
[Domestic and International Currencies](#)

Lebanon Eurobonds

Reuters Ticker	Maturity	12/7/2021		12/8/2021		12/9/2021		12/10/2021		Daily % Change		Weekly % Change	
		Closing Price	Closing Yield	Closing Price	Closing Yield	Closing Price	Closing Yield	Closing Price	Closing Yield	Price	Yield	Price	Yield
LB141987950=	5/27/2022	11.5	1649.068	11.5	1658.943	11.125	1753.631	11.25	1742.331	1.12%	-0.64%	-2.17%	5.66%
LB055923779=	10/4/2022	11.5	548.451	11.5	551.818	11.125	577.943	11.25	576.193	1.12%	-0.30%	-2.17%	5.06%
LB085936719=	1/27/2023	11.5	319.312	11.5	320.53	11.125	332.042	11.25	330.68	1.12%	-0.41%	-2.17%	3.56%
LB141987968=	5/26/2023	11.5	218.653	11.5	219.241	11.125	225.857	11.25	224.833	1.12%	-0.45%	-2.17%	2.83%
LB096952406=	10/16/2023	11.5	115.676	11.5	115.845	11.125	118.587	11.25	118.007	1.12%	-0.49%	-2.17%	2.02%
LB139634756=	4/22/2024	11.5	90.284	11.5	90.388	11.125	92.371	11.25	91.913	1.12%	-0.50%	-2.17%	1.80%
LB131364784=	11/4/2024	11.101	89.085	11.208	88.719	11.126	89.374	10.967	90.176	-1.43%	0.90%	-1.21%	1.22%
LB047173744=	12/3/2024	11.34	80.613	11.193	81.266	11.045	82.102	11.22	81.494	1.58%	-0.74%	-1.06%	1.09%
LB119641756=	2/26/2025	11.5	72.206	11.5	72.272	11.125	73.767	11.25	73.398	1.12%	-0.50%	-2.17%	1.65%
LB079315591=	6/12/2025	11.5	48.651	11.5	48.681	11.125	49.606	11.25	49.356	1.12%	-0.50%	-2.17%	1.45%
LB224218826=	1/15/2026	11.5	45.375	11.5	45.401	11.125	46.252	11.25	46.019	1.12%	-0.50%	-2.17%	1.42%
LB070782065=	11/27/2026	11.5	39.701	11.5	39.721	11.125	40.449	11.25	40.245	1.12%	-0.50%	-2.17%	1.37%
LB165508548=	8/1/2027	11.5	37.579	11.5	37.597	11.125	38.281	11.25	38.087	1.12%	-0.51%	-2.17%	1.35%
LB158623005=	3/23/2027	11.5	33.935	11.5	33.95	11.125	34.558	11.25	34.383	1.12%	-0.51%	-2.17%	1.32%
LB085936689=	11/29/2027	11.5	31.194	11.5	31.206	11.125	31.759	11.25	31.598	1.12%	-0.51%	-2.17%	1.30%
LB131367597=	11/3/2028	11.5	29.077	11.5	29.088	11.125	29.599	11.25	29.448	1.12%	-0.51%	-2.17%	1.28%
LB172080332=	3/20/2028	10.38	29.571	10.32	29.663	10.32	29.695	10.32	29.705	0.00%	0.03%	-0.58%	0.45%
LB141987976=	5/25/2029	11.5	24.469	11.5	24.476	11.125	24.897	11.25	24.771	1.12%	-0.51%	-2.17%	1.23%
LB208390864=	11/27/2029	11.5	22.969	11.5	22.976	11.125	23.368	11.25	23.25	1.12%	-0.50%	-2.17%	1.22%
LB119641985=	2/26/2030	10.784	22.861	10.796	22.855	10.766	22.905	10.879	22.798	1.05%	-0.47%	0.88%	-0.28%
LB139634772=	4/22/2031	11.5	19.83	11.5	19.835	11.125	20.17	11.25	20.067	1.12%	-0.51%	-2.17%	1.20%
LB172080553=	11/20/2031	11.5	18.166	11.5	18.17	11.125	18.474	11.25	18.38	1.12%	-0.51%	-2.17%	1.18%
LB182423823=	5/17/2033	11.5	16.51	11.5	16.514	11.125	16.788	11.25	16.703	1.12%	-0.51%	-2.17%	1.17%
LB158623048=	3/23/2032	11.5	16.184	11.5	16.188	11.125	16.456	11.25	16.373	1.12%	-0.50%	-2.17%	1.17%
LB182423807=	5/17/2034	11.5	14.659	11.5	14.661	11.125	14.903	11.25	14.827	1.12%	-0.51%	-2.17%	1.15%

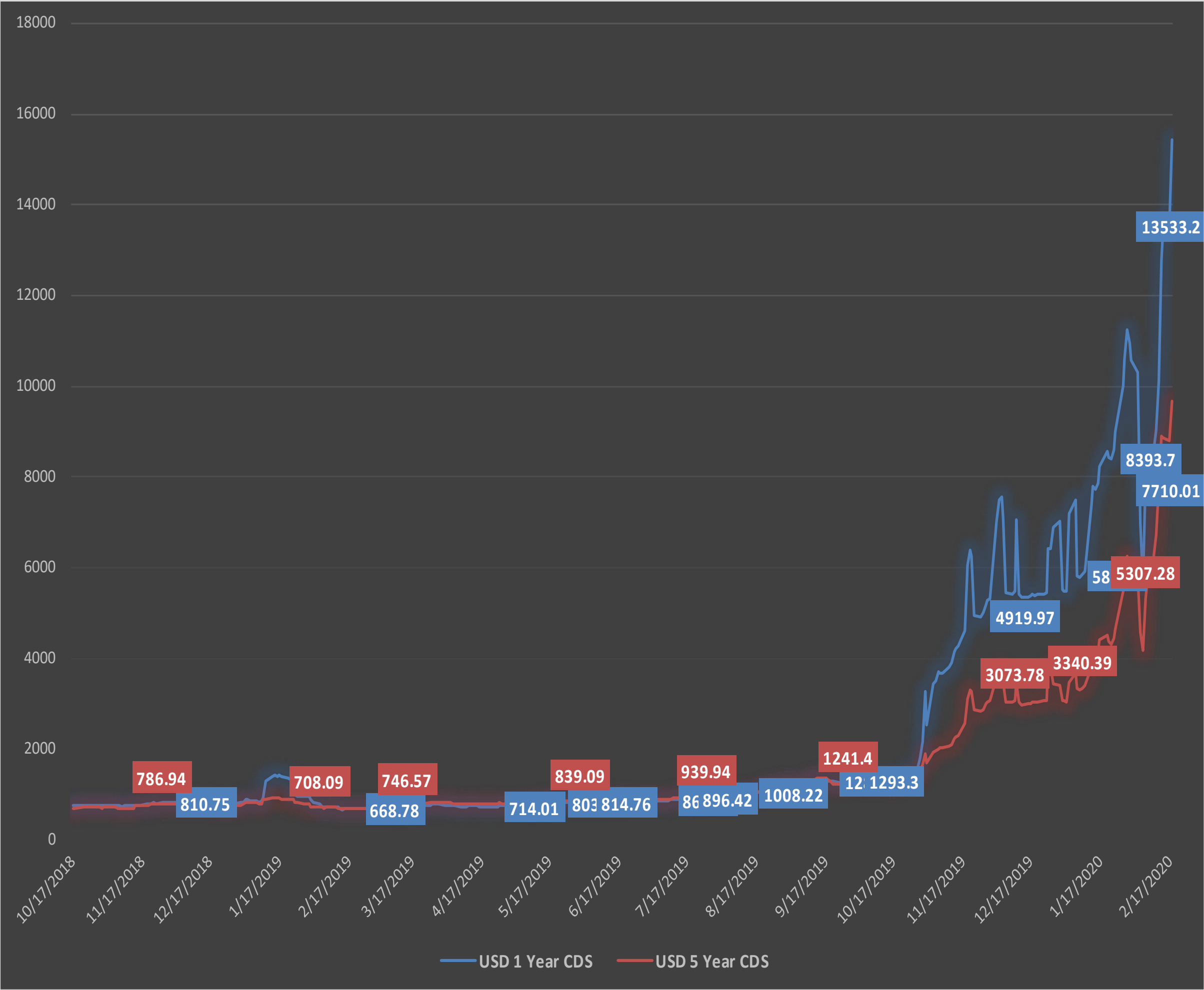


Lebanon Eurobonds



		12/7/2021		12/8/2021		12/9/2021		12/10/2021		Daily % Change		Weekly % Change	
Reuters Ticker	Maturity	Closing Price	Closing Yield	Closing Price	Closing Yield	Closing Price	Closing Yield	Closing Price	Closing Yield	Price	Yield	Price	Yield
LB141987950=	5/27/2022	11.5	1649.068	11.5	1658.943	11.125	1753.631	11.25	1742.331	1.12%	-0.64%	-2.17%	5.66%
LB141987968=	5/26/2023	11.5	218.653	11.5	219.241	11.125	225.857	11.25	224.833	1.12%	-0.45%	-2.17%	2.83%
LB208390864=	11/27/2029	11.5	22.969	11.5	22.976	11.125	23.368	11.25	23.25	1.12%	-0.50%	-2.17%	1.22%

Lebanon Credit Default Swaps



	USD 1 Year CDS	USD 5 Year CDS	USD 1 Year CDS	USD 5 Year CDS
	Mid Spread Close	Mid Spread Close	% Daily Change	%Daily Change
2/18/2020	15423.93	9664.63	13.97%	9.80%
2/17/2020	13533.2	8802.15	1.57%	-0.67%
2/14/2020	13324.01	8861.35	4.25%	-0.42%
2/13/2020	12781.08	8898.37	26.43%	14.10%
2/12/2020	10109.29	7798.62	11.84%	16.18%
2/11/2020	9038.85	6712.62	5.55%	7.73%
2/10/2020	8563.6	6230.9	11.07%	10.77%
2/7/2020	7710.01	5624.93	-3.59%	5.99%
2/6/2020	7997.16	5307.28	41.56%	27.59%
2/5/2020	5649.24	4159.67	-19.29%	-8.97%
2/4/2020	6999.12	4569.71	-32.17%	-21.34%
2/3/2020	10317.98	5809.53	-2.44%	-3.19%
1/31/2020	10575.97	6000.92	-3.49%	-1.19%
1/30/2020	10957.93	6073.28	-2.57%	-2.95%
1/29/2020	11247.03	6257.59	5.90%	4.68%
1/28/2020	10620.79	5977.72	5.98%	9.31%
1/27/2020	10021.4	5468.58	11.54%	17.97%
1/24/2020	8984.53	4635.67	4.59%	4.43%
1/23/2020	8590.08	4438.83	2.34%	3.36%

Lebanese Private Sector Eurobonds

Lebanese Private Sector Eurobonds	Price	Yield	Spread
Bank Audi S.A.L/16-10-2023	45.38	55.79	59.07

Lebanon Credit Rating

Foreign Ratings	Fitch	
Short Term	C	8/23/2019
Long Term	CC	12/12/2019
Outlook	Neg	12/18/2018

Historic Credit Rating

Updated at 14:16:39		End Date	3/16/2019					
Issuer Name	Rating Date	Sector	Subsector	Rating Source	Rating Scope	Rating	Rating Direction	Previous Rating
Lebanon, Republic of (Government	27-Jul-20	Public Administration	Executive, Legislative, and Other Genera	Moody's Long-term Issuer Rating	Domestic	C	Downgrade	Ca
Lebanon, Republic of (Government	27-Jul-20	Public Administration	Executive, Legislative, and Other Genera	Moody's Long-term Issuer Rating	Foreign	C	Downgrade	Ca
Lebanon, Republic of (Government	27-Jul-20	Public Administration	Executive, Legislative, and Other Genera	Moody's Most Recent Short-term	Foreign	(P)NP	Upgrade	0
Lebanon, Republic of (Government	18-Mar-20	Public Administration	Executive, Legislative, and Other Genera	Fitch Long-term Issuer Default Ra	Foreign	RD	Downgrade	C
Lebanon, Republic of (Government	9-Mar-20	Public Administration	Executive, Legislative, and Other Genera	Fitch Long-term Issuer Default Ra	Foreign	C	Downgrade	CC
Lebanon, Republic of (Government	21-Feb-20	Public Administration	Executive, Legislative, and Other Genera	Moody's Long-term Issuer Rating	Domestic	Ca	Downgrade	Caa2
Lebanon, Republic of (Government	21-Feb-20	Public Administration	Executive, Legislative, and Other Genera	Moody's Long-term Issuer Rating	Foreign	Ca	Downgrade	Caa2
Byblos Bank SAL	29-Jan-20	Finance and Insurance	Credit Intermediation and Related Activi	Fitch Long-term Issuer Default Ra	Foreign	WD	Downgrade	RD
Byblos Bank SAL	29-Jan-20	Finance and Insurance	Credit Intermediation and Related Activi	Fitch Short-term Issuer Default Ra	Foreign	WD	Downgrade	RD
Bank Audi SAL	29-Jan-20	Finance and Insurance	Credit Intermediation and Related Activi	Fitch Long-term Issuer Default Ra	Foreign	WD	Downgrade	RD
Bank Audi SAL	29-Jan-20	Finance and Insurance	Credit Intermediation and Related Activi	Fitch Short-term Issuer Default Ra	Foreign	WD	Downgrade	RD
Lebanon, Republic of (Government	12-Dec-19	Public Administration	Executive, Legislative, and Other Genera	Fitch Long-term Issuer Default Ra	Domestic	CC	Downgrade	CCC
Lebanon, Republic of (Government	12-Dec-19	Public Administration	Executive, Legislative, and Other Genera	Fitch Long-term Issuer Default Ra	Foreign	CC	Downgrade	CCC
Bank Audi SAL	12-Dec-19	Finance and Insurance	Credit Intermediation and Related Activi	Fitch Long-term Issuer Default Ra	Foreign	RD	Downgrade	CCC-
Bank Audi SAL	12-Dec-19	Finance and Insurance	Credit Intermediation and Related Activi	Fitch Short-term Issuer Default Ra	Foreign	RD	Downgrade	C
Byblos Bank SAL	11-Dec-19	Finance and Insurance	Credit Intermediation and Related Activi	Fitch Long-term Issuer Default Ra	Foreign	RD	Downgrade	CCC-
Byblos Bank SAL	11-Dec-19	Finance and Insurance	Credit Intermediation and Related Activi	Fitch Short-term Issuer Default Ra	Foreign	RD	Downgrade	C
Lebanon, Republic of (Government	5-Nov-19	Public Administration	Executive, Legislative, and Other Genera	Moody's Long-term Issuer Rating	Domestic	Caa2	Downgrade	Caa1
Lebanon, Republic of (Government	5-Nov-19	Public Administration	Executive, Legislative, and Other Genera	Moody's Long-term Issuer Rating	Foreign	Caa2	Downgrade	Caa1
Bank Audi SAL	29-Oct-19	Finance and Insurance	Credit Intermediation and Related Activi	Fitch Long-term Issuer Default Ra	Foreign	CCC-	Downgrade	CCC
Byblos Bank SAL	28-Oct-19	Finance and Insurance	Credit Intermediation and Related Activi	Fitch Long-term Issuer Default Ra	Foreign	CCC-	Downgrade	CCC

Domestic and International Currencies

	Last
LBP=	<i>1505.7</i>
EUR=	<i>1.1271</i>
GBP=	<i>1.3203</i>
CHF=	<i>0.9242</i>
JPY=	<i>113.76</i>
AUD=	<i>0.7154</i>
CAD=	<i>1.27</i>
XAU=	<i>1771</i>
XAG=	<i>2185</i>



Thank you

research@cma.gov.lb

Wardiyeh, Hamra
Rome Street
Building Capital Market Authority
P.O. Box: 5358
T +961.1.735500

www.cma.gov.lb



هيئة الاسواق المالية
CAPITAL MARKETS AUTHORITY