هيئة الأسواق المالية
CAPITAL MARKETS AUTHORITY
LEBANON

COMMUNICATION AND RESEARCH DEPARTMENT
CAPITAL MARKETS AUTHORITY

Beirut Stock Exchange
Equity Market

DAILY REPORT
Prices and Indices
as at the closing of
2-Mar-22

LISTED COMPANIES	LISTED SHARES (MM)	MARKET CAP. (MM $)	TOTAL ORDINARY SHARES (MM)	PREFERRED SHARES (MM)	PREFERRED SHARES ISSUE PRICE USD	TOTAL MARKET CAP. (MM $)	CUR.	TRADED VOLUME	TRADED VALUE USD	CLOSING PRICE	OPEN PRICE	HIGH PRICE	LOW PRICE	PREVIOUS PRICE
SOLIDERE A	100.00	3001.00	100.00			3001.00	USD	4,498	134,980	30.01	30.00	30.01	30.00	30.10
SOLIDERE B	65.00	1950.00	65.00			1950.00	USD	421	12,630	30.00	30.00	30.00	30.00	29.71
BQ.LIB. POUR LE COMMERCE	71.03	66.06	152.70			142.01	USD	-	-	0.93	-	-	-	0.93
BQ.LIB. POUR LE COMMERCE PREF. "D"	0.75	70.50		0.75		70.50	USD	-	-	94.00	-	-	-	94.00
BQ.LIB. POUR LE COMMERCE PREF. "E"	0.26	15.68		0.26		15.68	USD	-	-	59.50	-	-	-	59.50
BANQUE AUDI	588.54	1112.34	399.75			755.53	USD	-	-	1.89	-	-	-	1.89
BANQUE AUDI GDR	119.64	216.55				216.55	USD	-	-	1.81	-	-	-	1.81
BANQUE AUDI PREFERRED "H"	0.75	55.50		0.75	100.00	55.50	USD	-	-	74.00	-	-	-	74.00
BANQUE AUDI PREFERRED "I"	2.50	109.75		2.50	100.00	109.75	USD	-	-	43.90	-	-	-	43.90
BANQUE AUDI PREFERRED "J"	2.75	115.61		2.50	100.00	105.10	USD	-	-	42.04	-	-	-	42.04
BANK OF BEIRUT	25.55	454.79	50.47			898.32	USD	-	-	17.80	-	-	-	17.80
BANK OF BEIRUT PRIORITY	4.76	100.00				100.00	USD	-	-	21.00	-	-	-	21.00
BANK OF BEIRUT PREFERRED SHARES "H"	5.40	135.00		5.40	25.00	135.00	USD	-	-	25.00	-	-	-	25.00
BANK OF BEIRUT PREFERRED SHARES "I"	5.00	125.00		5.00	25.00	125.00	USD	-	-	25.00	-	-	-	25.00
BANK OF BEIRUT PREFERRED SHARES "J"	3.00	75.00		3.00	25.00	75.00	USD	-	-	25.00	-	-	-	25.00
BANK OF BEIRUT PREFERRED SHARES "K"	4.00	100.00		4.00	25.00	100.00	USD	-	-	25.00	-	-	-	25.00
BYBLOS BANK	565.52	469.38	565.52			469.38	USD	-	-	0.83	-	-	-	0.83
BYBLOS BANK GDR	1.31	45.82				45.82	USD	-	-	35.00	-	-	-	35.00
BYBLOS BANK PREFERRED SHARES 2008	2.00	69.98		2.00	100.00	69.98	USD	-	-	34.99	-	-	-	34.99
BYBLOS BANK PREFERRED SHARES 2009	2.00	75.98		2.00	96.00	75.98	USD	-	-	37.99	-	-	-	37.99
BEMO Bank	77.50	85.25	62.00			68.20	USD	-	-	1.10	-	-	-	1.10
BEMO PREFERRED 2013	0.35	17.50		0.35	100.00	17.50	USD	-	-	50.00	-	-	-	50.00
BLOM BANK GDR	73.90	244.60				244.60	USD	-	-	3.31	-	-	-	3.31
BLOM BANK	215.00	709.50	215.00			709.50	USD	-	-	3.30	-	-	-	3.30
RASAMNY-YOUNIS MOTORS CO	10.92	38.22	27.30			95.55	USD	-	-	3.50	-	-	-	3.50
HOLCIM Liban	19.52	370.80	19.52			370.80	USD	-	-	19.00	-	-	-	19.00
STE DES CIMENTS BLANCS N	9.00	54.00	3.00			18.00	USD	-	-	6.00	-	-	-	6.00
TOTAL EXECUTED	**1,975.94**	**9,883.81**	**1,660.25**			**10,040.24**		**4,919**	**$147,610**					
Official USD Closing	1507.5													

LEBANESE GLOBAL DEPOSITARY RECEIPTS	SHARES MM	BID $	ASK $	MID PRICE $
BLOM BANK	73.90	record could nc	record could nc	record could not be found
BYBLOS BANK	1.31	record could nc	record could nc	record could not be found
AUDI BANK	116.24	record could nc	record could nc	record could not be found

STOCK INDEX	VALUE	PREVIOUS VALUE	% OF CHANGE
MARKET VALUE WEIGHTED INDEX	547.42	545.35	0.38%
NUMBER OF TRANSACTIONS	5		

BEIRUT STOCK EXCHANGE DAILY TRADING VOLUME

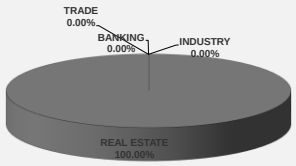

BEIRUT STOCK EXCHANGE DAILY TRADING VALUE $

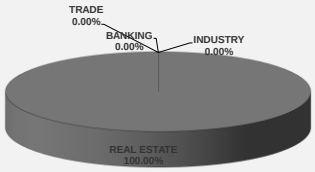

Disclaimer: The Capital Markets Authority (CMA) publishes reports for general information purposes only. However, under no circumstances the CMA will accept any responsibility or liability in connection with the use of the information provided in these reports or on this website. (Source: Thomson Reuters Eikon)

Contact us by email: research@cma.gov.lb

هيئة الأسواق المالية
CAPITAL MARKETS AUTHORITY
LEBANON

COMMUNICATION AND RESEARCH DEPARTMENT

CAPITAL MARKETS AUTHORITY

Luxembourg Stock Exchange

Lebanese Public Sector Eurobonds

DAILY REPORT
Prices and Yields

as at the closing of

2-Mar-22

MATURITY	CURRENCY	ISSUED AMMOUNT (MM)	OUTSTANDING AMOUNT (MM)	COUPON	ISSUE P.	BID$	ASK$	MID. P	YIELD	SPREAD 3 MONTH US TREASURY	DURATION	CONVEXITY
Lebanon / 9-03-2020	USD	1,200.00	1,200.00	6.375	100.000							
Lebanon / 12-04-2020	USD	700.00	700.00	5.800	100.000							
Lebanon / 19-06-2020	USD	600.00	600.00	6.150	100.000	11.375	12.375	11.375	0.000	0.000	0.000	0.000
Lebanon / 12-04-2021	USD	2,092.47	2,092.47	8.250	100.000	12.500	12.750	12.500	9692.308	0.000	0.009	0.000
Lebanon / 27-05-2022	USD	500.00	500.00	6.250	100.000	10.500	10.750	10.500	3697.074	3801.260	0.024	0.000
Lebanon / 04-10-2022	USD	1,540.00	1,540.00	6.100	100.000	10.500	12.500	10.500	1180.418	1171.293	0.091	0.016
Lebanon / 27-01-2023	USD	1,100.00	1,100.00	6.000	100.000	10.500	12.500	10.500	502.259	509.834	0.269	0.110
Lebanon / 26-05-2023	USD	500.00	500.00	6.400	100.000	10.500	11.500	10.500	300.773	337.235	0.500	0.350
Lebanon / 22-04-2024	USD	700.00	700.00	6.650	100.000	10.500	11.000	10.500	139.187	137.802	1.265	1.970
Lebanon / 04-11-2024	USD	500.00	538.47	6.250	100.000	10.500	11.500	10.500	105.181	103.576	1.763	3.691
Lebanon / 03-12-2024	USD	250.00	250.00	7.000	100.000	11.000	13.000	11.000	98.881	97.317	1.868	4.123
Lebanon / 26-02-2025	USD	800.00	800.00	6.200	100.000	11.099	12.623	11.099	89.292	87.512	2.082	5.061
Lebanon / 12-06-2025	USD	800.00	800.00	6.250	100.000	10.500	12.500	10.500	82.224	80.707	2.351	6.370
Lebanon / 27-11-2026	USD	1,600.00	1,600.00	6.600	100.000	10.500	11.500	10.500	53.797	52.241	3.746	15.517
Lebanon / 23-03-2027	USD	1,250.00	1,250.00	6.850	100.000	10.500	11.500	10.500	49.970	48.438	4.061	18.127
Lebanon / 29-11-2027	USD	1,000.00	1,000.00	6.750	100.000	10.500	12.500	10.500	43.417	41.867	4.751	24.530
Lebanon / 20-03-2028	USD	700.00	1,700.00	7.000	100.000	10.625	11.625	10.625	40.754	39.033	5.040	27.510
Lebanon / 03-11-2028	USD	500.00	893.20	6.650	100.000	10.500	11.500	10.500	36.849	35.193	5.647	34.279
Lebanon / 25-05-2029	USD	1,000.00	1,000.00	6.850	100.000	10.500	11.500	10.500	33.759	32.106	6.201	41.120
Lebanon / 27-11-2029	USD	1,500.00	1,500.00	11.500	100.000	10.500	11.500	10.500	31.386	29.735	6.702	47.820
Lebanon / 26-02-2030	USD	1,400.00	1,400.00	6.650	100.000	11.649	12.354	11.649	28.849	27.100	6.985	51.850
Lebanon / 22-04-2031	USD	300.00	300.00	7.000	100.000	10.500	11.500	10.500	26.264	24.558	8.094	69.100
Lebanon / 20-11-2031	USD	1,000.00	2,500.00	7.150	100.000	10.500	11.500	10.500	24.609	22.902	8.668	79.000
Lebanon / 23-03-2032	USD	1,000.00	1,000.00	7.000	100.000	11.510	12.310	11.510	22.705	20.932	9.043	85.848
Lebanon / 17-05-2033	USD	1,500.00	1,500.00	8.200	100.000	10.500	11.500	10.500	21.159	19.441	10.155	107.720
Lebanon / 17-05-2034	USD	1,500.00	1,500.00	8.250	100.000	10.250	11.250	10.250	19.566	17.808	11.137	129.120
Lebanon / 27-07-2035	USD	1,500.00	1,500.00	12.000	100.000	10.625	11.625	10.625	17.455	15.697	12.343	158.040
Lebanon / 02-11-2035	USD	600.00	600.00	7.050	100.000	10.500	11.500	10.500	17.197	14.952	12.601	164.594
Lebanon / 23-03-2037	USD	750.00	750.00	7.250	100.000	10.500	11.500	10.500	15.547	13.365	13.989	202.182
TOTAL PUBLIC SECTOR EUROBONDS		**28,382.469**	**31,314.13**									

BDL EURO CDS

MATURITY	SIZE MM	TYPE	COUPON	Issue P.	BID $	Ask $	MID. P	YIELD	SPREAD	DURATION	CONVEXITY
Not Available											

LEBANESE PRIVATE SECTOR DEBT

MATURITY	SIZE MM	TYPE	COUPON	Issue P.	BID $	Ask $	MID. P	YIELD	SPREAD	DURATION	CONVEXITY
Bank Audi S.A.L/16-10-2023	USD 350	Bond	6.75	100	44.13	46.13	44.13	65.13	69.00	1.27	2.00

World Yields in Native Terms	O/N	3 Months	6 Months	9 Months	1 Year	2 Years	3 Years	5 Years	7 Years	10 Years	30 Years
EUR	-	-0.73	-0.73	-0.69	-0.67	-0.67	-0.57	-0.32	-0.24	-0.02	0.29
U.S.A	-	0.33	0.65	--	0.97	1.40	1.56	1.64	1.73	1.76	2.12
U.K	-	0.65	0.88	--	0.97	1.01	0.94	0.93	1.07	1.21	1.46
Japan	-	-0.08	-0.08	-0.07	-0.07	-0.05	-0.01	0.00	0.02	0.16	0.88

Libor	USD	EUR	JPY	GBP
1 Months	0.23	0.00	-0.06	0.60
2 Months	0.00	0.00	0.00	0.00
3 Months	0.51	0.00	-0.01	0.87
6 Months	0.76	0.00	0.04	1.28
1 Year	1.18	0.00	0.00	0.00

Spot Rates	Bid	Ask
Lebanese Pound	1505.70	1518.70
Euro	1.11	1.1105
British Sterling Pound	1.33	1.3328
Japanese Yen	115.31	115.3400
Gold	1926.02	1927.03

Lebanese Republic USD Eurobonds Yield Curve

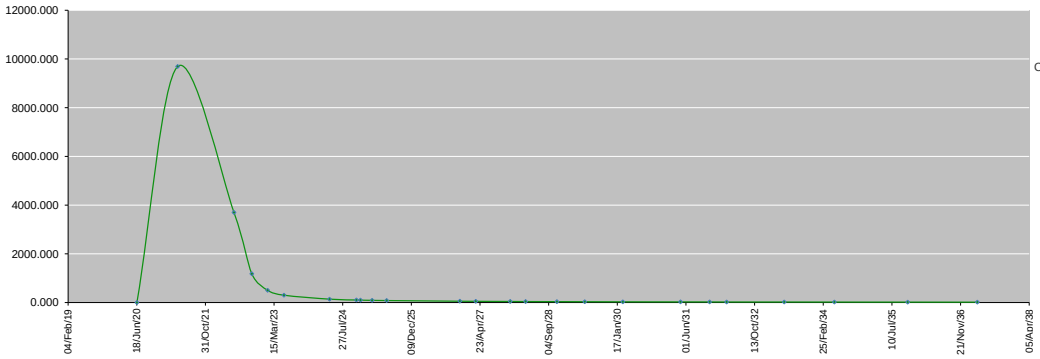

Disclaimer: The Capital Markets Authority (CMA) publishes reports for general information purposes only. However, under no circumstances the CMA will accept any responsibility or liability in connection with the use of the information provided in these reports or on this website.
(Source: Thomson Reuters Eikon)

Contact us by email: research@cma.gov.lb