



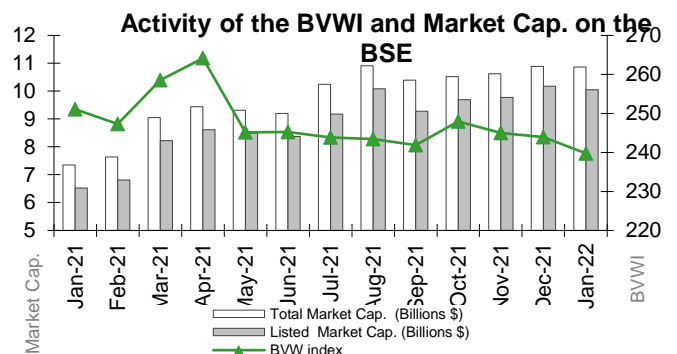
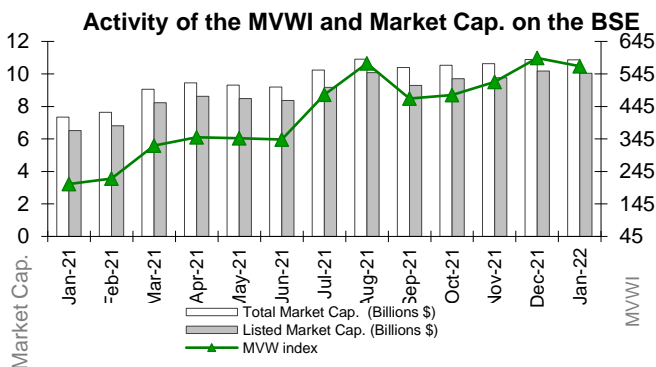
## THE CMA MARKET VALUE WEIGHTED INDEX

### MONTHLY BRIEF

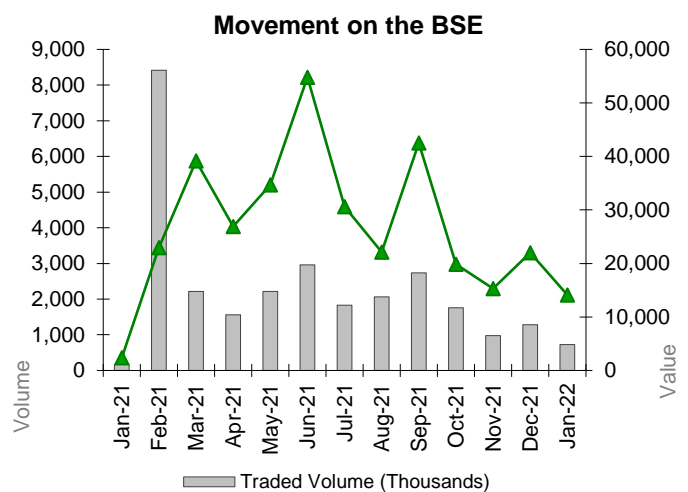
#### Closing Prices

The CMA Market Value Weighted Index ([BDLSI: Reuters Ticker](#)) closing price for the month of January 2022 was **568.78** versus **594** in December 2021 (-4.25%). The YoY closing change for the months of January showed an increase of 175.62% from 2021 to 2022.

The CMA Banks Value Weighted Index ([BDLSI1: Reuters Ticker](#)) closing price of for the month of January 2022 was **239.75** versus **243.93** in December 2021 (-1.71%). The YoY closing change for the months of January showed a decrease of 4.52% from 2021 to 2022.



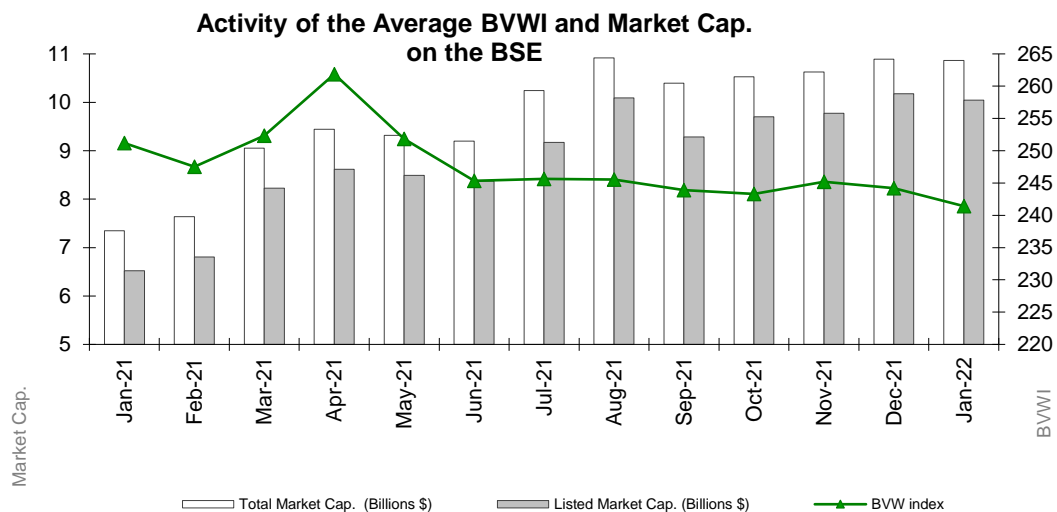
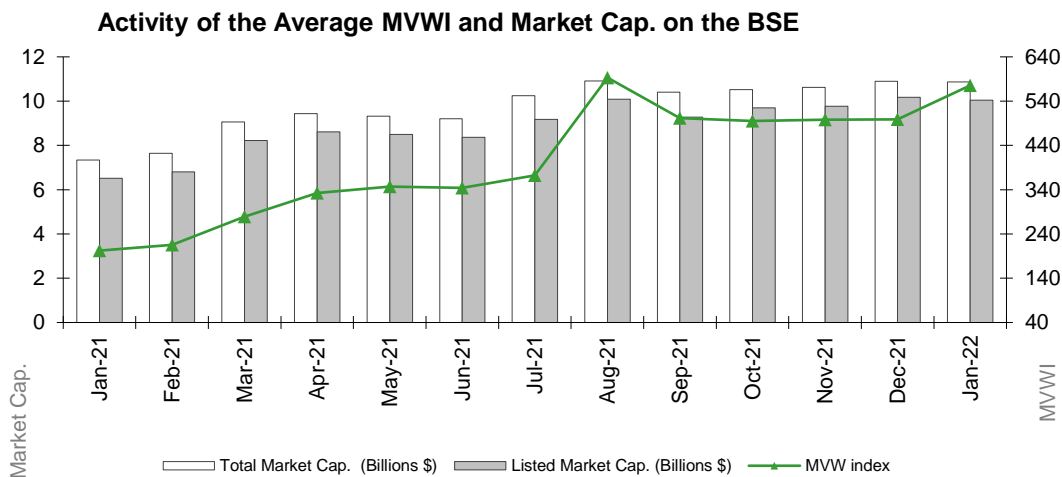
MONTH	CMA Market Value Weighted Index	% Change	Banks Value Weighted Index	% Change
Jan-21	206.37	4.00%	251.09	-0.05%
Feb-21	223.32	8.22%	247.28	-1.52%
Mar-21	323.96	45.07%	258.52	4.54%
Apr-21	349.84	7.99%	264.16	2.18%
May-21	347.16	-0.77%	245.13	-7.20%
Jun-21	343.41	-1.08%	245.20	0.03%
Jul-21	481.28	40.14%	247.27	-0.84%
Aug-21	577.53	19.99%	243.42	-1.55%
Sep-21	469.12	-18.77%	246.97	1.46%
Oct-21	480.41	2.40%	247.94	0.39%
Nov-21	520.12	8.26%	245.00	-1.18%
Dec-21	594.00	1.42%	243.93	0.43%
Jan-22	568.78	-4.25	239.75	-1.71





### Average Prices

- The average CMA Market Value Weighted Index indicated an increase of **15.47%** throughout the month of January 2022 to reach **575.77** up from an average of **498.63** in December 2021.
- The average CMA Banks Value Weighted Index decreased by **1.13%** to reach **241.42** by the end of January 2022 vs. an average of **244.18** in December 2021.
- In the month of January 2022, the MVWI's High was **613.45** and Low **539.90**.
- In the month of January 2022, the BVWI's High was **243.93** and Low **239.75**.
- The Total number of listed securities on the Beirut Stock Exchange is: **26**;





## BEIRUT STOCK EXCHANGE

### January 2022 BRIEF

The month of January 2022 showed a decrease in trading activity when compared to December 2021, whereby the total traded volume fell by 43.18% to reach **729,260** of traded shares in comparison to **1,283,540** of traded shares. Moreover, the Value of traded shares decreased by 35.94% to settle at around **\$14.095** Million versus **\$22.004** Million in December 2021.

### GAINERS AND LOSERS

The stock with the highest increase in price in January 2022 was *Ciments Blancs Nominal* with an increase of 9.09% followed by *BLOM Bank - GDR* (5.74%). As for the market losers, *BLOM Bank - Listed shares* was the worst performer for the month of January 2022 with a price drop of 9.33%.

### MOST ACTIVE SHARES

Among the most active securities in January 2022 was *Solidere A*, which comprised of 68.79% of total trading value on the BSE, where **318,701 shares** traded in total (**\$9,696,161 of value traded**). The second most active security by value was *Solidere B* with 26.63% of total trading value on the BSE (**\$3,754,306 of value traded & 122,724 Shares traded**).

### NUMBER OF TRANSACTIONS

The total number of transactions incurred on the Beirut Stock Exchange increased in the month of January 2022 by 0.33% to **608** transactions up from **606** in the month of December 2021.

### MARKET CAPITALIZATION

The Total Market Capitalization decreased by 0.24% and settled at **\$10,867,190,320 V/S \$10,893,594,189** in the previous month. In addition, the Listed Market Capitalization decreased by 1.24% for the month of January 2022 to reach **\$10,046** million down from **\$10,171** million in the month of December 2021.



## LEBANESE PUBLIC SECTOR EUROBONDS

The total outstanding amount of Lebanese Public Sector Eurobonds by the end of January 2022 reached **\$31,414** million versus **\$31,414** million compared to December 2021. The Next Eurobond Maturity\* is on 27-05-2022 with an issue amount of \$500 million.

The details of the Eurobonds that will mature\* in the year 2022 are available in the table below:

EUROBOND MATURITY*	OUTSTANDING AMOUNT (IN MIL USD)	MID. PRICE	YIELD%	SPREAD 3 MONTH US TREASURY
27-05-2022	\$500	10.00	2817.39	2956.93
04-10-2022	\$1,540	10.00	908.75	921.27
<b>GRAND TOTAL</b>	<b>\$2,040</b>			

\*On March 7, 2020 the Lebanese Government had announced that it will default on its outstanding Eurobonds debt. The figures issued in the tables represent the bonds issued prior to the default, with their prices reflected at the date of issuing this report.



## CERTIFICATES OF DEPOSIT OF BANKS AND LEBANESE FINANCIAL INSTITUTIONS IN MULTIPLE CURRENCIES (CDs)

Total Domestic Certificates of Deposit issued by banks and Lebanese financial institutions amounted to **\$1,179,150.91** at the end of Q1-2022 versus **\$3,032,830.85** in Q4 2021.

MATURITY	OUTSTANDING AMOUNT (IN MIL USD)	TYPE	MID. PRICE	YIELD%	SPREAD
Bank Audi S.A.L/16-10-2023	USD 350	Bond	44.000	62.352	66.151



## PREFERRED AND PRIORITY SHARES LISTED

COMPANIES LISTED	STOCK CATEGORY	PRICE OF STOCK	VOLUME (IN THOUSANDS)	VALUE (IN MILLIONS \$)
Bank of Beirut	H	\$25.00	5,400	135
	I	\$25.00	5,000	125
	J	\$25.00	3,000	75
	K	\$25.00	4,000	100
Bank Bemo	Preferred 2013	\$50.00	350	17.5
Bank Audi	H	\$74.00	750	55.5
	I	\$43.90	2,500	109.75
	J	\$42.04	2,750	115.61
BLC	D	\$94.00	750	70.5
	H	\$59.5	263.5	15.68
Byblos Bank	2008	\$34.99	2,000	69.98
	2009	\$37.99	2,000	75.98
<b>TOTAL</b>				<b>\$ 965.5</b>

The total number of preferred shares listed on the Beirut Stock Exchange by the end of January 2022 is **12**.

The Market Value of Preferred and Priority Shares Listed is 8.88% by the end of January 2022 versus 8.86% by the end of December 2021 in contrast to the Market Capitalization of Listed Shares.