هيئة الأسواق المالية
CAPITAL MARKETS AUTHORITY
LEBANON

COMMUNICATION AND RESEARCH DEPARTMENT
CAPITAL MARKETS AUTHORITY

Beirut Stock Exchange
Equity Market

DAILY REPORT
Prices and Indices
as at the closing of
12-May-22

LISTED COMPANIES	LISTED SHARES (MM)	LISTED MARKET CAP. (MM $)	TOTAL ORDINARY SHARES (MM)	PREFERRED SHARES (MM)	PREFERRED SHARES ISSUE PRICE USD	TOTAL MARKET CAP. (MM $)	CUR.	TRADED VOLUME	TRADED VALUE USD	CLOSING PRICE	OPEN PRICE	HIGH PRICE	LOW PRICE	PREVIOUS PRICE
SOLIDERE A	100.00	3,825.00	100.00			3,825.00	USD	48,953	1,897,048	38.25	39.45	39.47	38.25	39.20
SOLIDERE B	65.00	2,503.80	65.00			2,503.80	USD	2,989	115,148	38.52	39.00	39.00	38.51	39.00
BQ.LIB. POUR LE COMMERCE	71.03	66.06	214.00			199.02	USD	-	-	0.93	-	-	-	0.93
BQ.LIB. POUR LE COMMERCE PREF. "D"	0.75	44.63		0.75		44.63	USD	-	-	59.50	-	-	-	59.50
BQ.LIB. POUR LE COMMERCE PREF. "E"	0.26	15.68		0.26		15.68	USD	-	-	59.50	-	-	-	59.50
BANQUE AUDI	588.54	1,006.40	588.54			1,006.40	USD	-	-	1.71	-	-	-	1.71
BANQUE AUDI GDR	119.64	215.35	119.64			215.35	USD	-	-	1.80	-	-	-	1.80
BANQUE AUDI PREFERRED "H"	0.75	55.50		0.75	100.00	55.50	USD	-	-	74.00	-	-	-	74.00
BANQUE AUDI PREFERRED "I"	2.50	107.25		2.50	100.00	107.25	USD	-	-	42.90	-	-	-	42.90
BANQUE AUDI PREFERRED "J"	2.75	115.61		2.75	100.00	115.61	USD	-	-	42.04	-	-	-	42.04
BANK OF BEIRUT	25.56	454.97	61.00			1,085.75	USD	-	-	17.80	-	-	-	17.80
BANK OF BEIRUT PRIORITY	0.00	-		3.57	0.00	74.97	USD	-	-	21.00	-	-	-	21.00
BANK OF BEIRUT PREFERRED SHARES "H"	5.40	135.00		5.40	25.00	135.00	USD	-	-	25.00	-	-	-	25.00
BANK OF BEIRUT PREFERRED SHARES "I"	5.00	125.00		5.00	25.00	125.00	USD	-	-	25.00	-	-	-	25.00
BANK OF BEIRUT PREFERRED SHARES "J"	3.00	75.00		3.00	25.00	75.00	USD	-	-	25.00	-	-	-	25.00
BANK OF BEIRUT PREFERRED SHARES "K"	4.00	100.00		4.00	25.00	100.00	USD	-	-	25.00	-	-	-	25.00
BYBLOS BANK	565.52	429.79	565.52			429.79	USD	31,326	23,948	0.76	0.79	0.79	0.73	0.79
BYBLOS BANK GDR	1.31	26.18	1.31			26.18	USD	39	780	20.00	20.00	20.00	20.00	35.00
BYBLOS BANK PREFERRED SHARES 2008	2.00	60.00		2.00	100.00	60.00	USD	-	-	30.00	-	-	-	30.00
BYBLOS BANK PREFERRED SHARES 2009	2.00	75.96		2.00	96.00	75.96	USD	-	-	37.98	-	-	-	37.98
BEMO Bank	77.50	85.25	77.50			85.25	USD	-	-	1.10	-	-	-	1.10
BEMO PREFERRED 2013	0.35	17.50		0.35	100.00	17.50	USD	-	-	50.00	-	-	-	50.00
BLOM BANK GDR	73.90	210.60	73.90			210.60	USD	23,886	68,006	2.85	2.84	2.85	2.84	2.89
BLOM BANK	215.00	612.75	215.00			612.75	USD	-	-	2.85	-	-	-	2.85
RASAMNY-YOUNIS MOTORS CO	10.92	38.22	27.30			95.55	USD	-	-	3.50	-	-	-	3.50
HOLCIM Liban	19.52	474.63	19.52			474.63	USD	2,666	64,826	24.32	23.00	25.00	23.00	23.50
STE DES CIMENTS BLANCS N	9.00	56.34	9.00			56.34	USD	-	-	6.26	-	-	-	6.26
TOTAL EXECUTED	**1,971.19**	**$ 10,932.47**	**2,137.21**	**32.33**		**$ 11,828.51**		**109,859**	**$2,169,756**					
Official USD Closing	1507.5													

LEBANESE GLOBAL DEPOSITARY RECEIPTS	SHARES MM	BID $	ASK $	MID PRICE $
BLOM BANK	73.90	record could nc	record could no	record could not be found
BYBLOS BANK	1.31	record could nc	record could no	record could not be found
AUDI BANK	116.24	record could nc	record could no	record could not be found

STOCK INDEX	VALUE	PREVIOUS VALUE	% OF CHANGE
MARKET VALUE WEIGHTED INDEX	879.64	914.74	-3.84%
NUMBER OF TRANSACTIONS	48		

BEIRUT STOCK EXCHANGE DAILY TRADING VOLUME

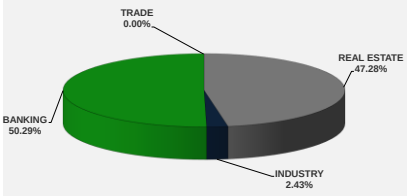

BEIRUT STOCK EXCHANGE DAILY TRADING VALUE $

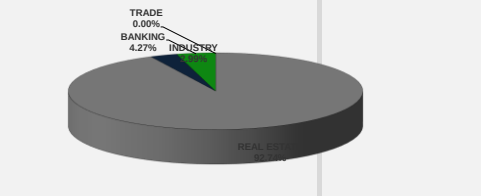

Disclaimer: The Capital Markets Authority (CMA) publishes reports for general information purposes only. However, under no circumstances the CMA will accept any responsibility or liability in connection with the use of the information provided in these reports or on this website.
(Source: Thomson Reuters Eikon)

Contact us by email: research@cma.gov.lb

هيئة الأسواق المالية
CAPITAL MARKETS AUTHORITY
LEBANON

COMMUNICATION AND RESEARCH DEPARTMENT

CAPITAL MARKETS AUTHORITY

Luxembourg Stock Exchange

Lebanese Public Sector Eurobonds

DAILY REPORT
Prices and Yields

as at the closing of

12-May-22

MATURITY	CURRENCY	ISSUED AMMOUNT (MM)	OUTSTANDING AMOUNT (MM)	COUPON	ISSUE P.	BIDS	ASKS	MID. P	YIELD	SPREAD 3 MONTH US TREASURY	DURATION	CONVEXITY
Lebanon / 9-03-2020	USD	1,200.00	1,200.00	6.375	100.000							
Lebanon / 12-04-2020	USD	700.00	700.00	5.800	100.000							
Lebanon / 19-06-2020	USD	600.00	600.00	6.150	100.000	11.250	11.275	11.250	134414.203	0.000	0.000	0.000
Lebanon / 12-04-2021	USD	2,092.47	2,092.47	8.250	100.000	12.500	12.750	12.500	9692.308	0.000	0.009	0.000
Lebanon / 27-05-2022	USD	500.00	500.00	6.250	100.000	11.000	16.000	11.000	26479.338	27560.795	0.004	0.000
Lebanon / 04-10-2022	USD	1,540.00	1,540.00	6.100	100.000	11.000	16.000	11.000	2110.672	3307.384	0.052	0.005
Lebanon / 27-01-2023	USD	1,100.00	1,100.00	6.000	100.000	11.000	16.000	11.000	773.817	689.614	0.166	0.050
Lebanon / 26-05-2023	USD	500.00	500.00	6.400	100.000	11.000	16.000	11.000	385.301	498.719	0.388	0.220
Lebanon / 22-04-2024	USD	700.00	700.00	6.650	100.000	11.000	16.000	11.000	153.953	151.208	1.152	1.670
Lebanon / 04-11-2024	USD	500.00	538.47	6.250	100.000	11.000	16.000	11.000	112.854	109.962	1.644	3.250
Lebanon / 03-12-2024	USD	250.00	250.00	7.000	100.000	11.000	16.000	11.000	108.459	105.537	1.719	3.536
Lebanon / 26-02-2025	USD	800.00	800.00	6.200	100.000	11.500	12.680	11.500	95.192	92.263	1.899	4.255
Lebanon / 12-06-2025	USD	800.00	800.00	6.250	100.000	11.000	16.000	11.000	86.446	83.575	2.218	5.720
Lebanon / 27-11-2026	USD	1,600.00	1,600.00	6.600	100.000	11.000	16.000	11.000	55.166	52.314	3.632	14.649
Lebanon / 23-03-2027	USD	1,250.00	1,250.00	6.850	100.000	11.000	16.000	11.000	51.072	48.212	3.948	17.193
Lebanon / 29-11-2027	USD	1,000.00	1,000.00	6.750	100.000	11.000	16.000	11.000	44.122	41.269	4.620	23.270
Lebanon / 20-03-2028	USD	500.00	893.20	6.650	100.000	11.000	16.000	11.000	37.236	34.335	5.536	33.022
Lebanon / 03-11-2028	USD	700.00	1,700.00	7.000	100.000	11.000	16.000	11.000	41.568	38.710	4.924	26.320
Lebanon / 25-05-2029	USD	1,000.00	1,000.00	6.850	100.000	11.000	16.000	11.000	34.023	31.128	6.092	39.750
Lebanon / 27-11-2029	USD	1,500.00	1,500.00	11.500	100.000	11.000	16.000	11.000	31.568	28.672	6.593	46.350
Lebanon / 26-02-2030	USD	1,400.00	1,400.00	6.650	100.000	10.049	10.262	10.049	31.835	28.973	6.714	47.980
Lebanon / 22-04-2031	USD	300.00	300.00	7.000	100.000	11.000	16.000	11.000	26.299	23.428	7.986	67.350
Lebanon / 20-11-2031	USD	1,000.00	2,500.00	7.150	100.000	11.000	16.000	11.000	24.607	21.740	8.561	77.140
Lebanon / 23-03-2032	USD	1,000.00	1,000.00	7.000	100.000	10.720	11.170	10.720	23.998	21.171	8.807	81.490
Lebanon / 17-05-2033	USD	1,500.00	1,500.00	8.200	100.000	11.000	16.000	11.000	21.102	18.234	10.046	105.500
Lebanon / 17-05-2034	USD	1,500.00	1,500.00	8.250	100.000	11.000	16.000	11.000	19.262	16.394	11.042	127.010
Lebanon / 02-11-2035	USD	600.00	600.00	7.050	100.000	11.000	16.000	11.000	17.088	13.806	12.496	161.955
Lebanon / 27-07-2035	USD	1,500.00	1,500.00	12.000	100.000	11.000	12.000	11.000	17.444	14.574	12.159	153.440
Lebanon / 23-03-2037	USD	750.00	750.00	7.250	100.000	11.000	16.000	11.000	15.427	12.559	13.884	199.270
TOTAL PUBLIC SECTOR EUROBONDS		**28,382.469**	**31,314.13**									

BDL EURO CDS

MATURITY	SIZE MM	TYPE	COUPON	Issue P.	BID $	Ask $	MID. P	YIELD	SPREAD	DURATION	CONVEXITY
Not Available											

LEBANESE PRIVATE SECTOR DEBT

MATURITY	SIZE MM	TYPE	COUPON	Issue P.	BID $	Ask $	MID. P	YIELD	SPREAD	DURATION	CONVEXITY
Bank Audi S.A.L/16-10-2023	USD 350	Bond	6.75	100	43.00	45.00	43.00	75.69	80.15	1.11	1.53

World Yields in Native Terms	O/N	3 Months	6 Months	9 Months	1 Year	2 Years	3 Years	5 Years	7 Years	10 Years	30 Years
EUR	-	-0.56	-0.34	-0.35	-0.25	0.05	0.24	0.53	0.66	0.87	1.05
U.S.A	-	0.92	1.42	--	1.92	2.59	2.76	2.81	2.86	2.84	2.98
U.K	-	0.91	1.32	--	1.16	1.23	1.25	1.36	1.56	1.72	1.96
Japan	-	-0.10	-0.09	-0.09	-0.08	-0.05	-0.04	0.02	0.14	0.25	1.02

Libor	USD	EUR	JPY	GBP
1 Months	0.84	0.00	-0.06	0.97
2 Months	0.00	0.00	0.00	0.00
3 Months	1.40	0.00	-0.02	1.24
6 Months	1.93	0.00	0.03	1.65
1 Year	2.59	0.00	0.00	0.00

Spot Rates	Bid	Ask
Lebanese Pound	1505.70	1518.70
Euro	1.04	1.0439
British Sterling Pound	1.22	1.2207
Japanese Yen	128.65	128.6600
Gold	1847.69	1848.20

Lebanese Republic USD Eurobonds Yield Curve

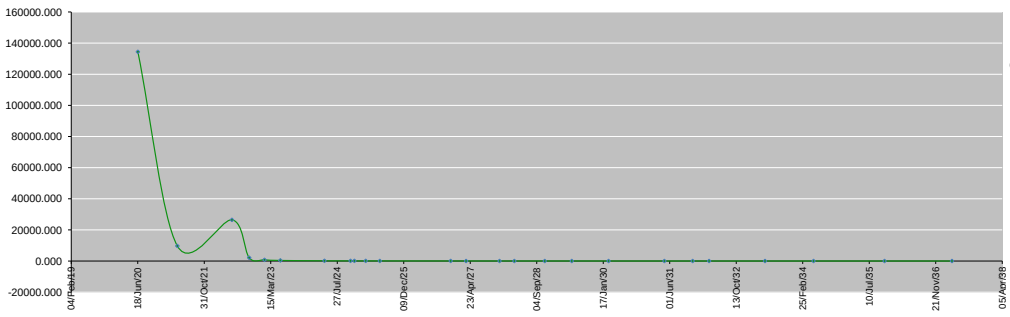

Disclaimer: The Capital Markets Authority (CMA) publishes reports for general information purposes only. However, under no circumstances the CMA will accept any responsibility or liability in connection with the use of the information provided in these reports or on this website.
(Source: Thomson Reuters Eikon)

Contact us by email: research@cma.gov.lb