



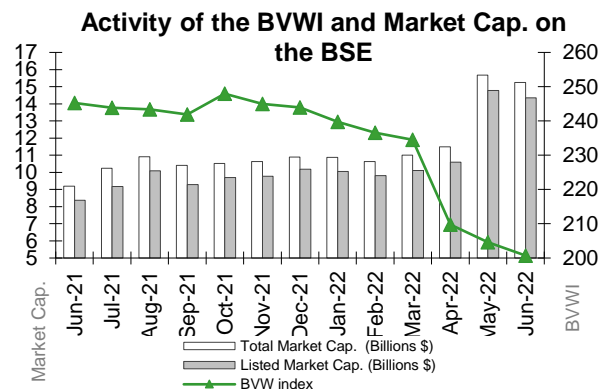
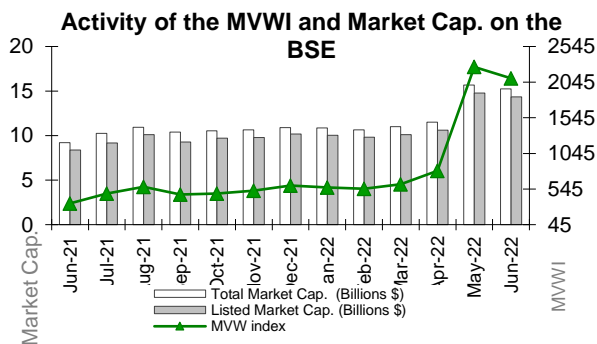
## THE CMA MARKET VALUE WEIGHTED INDEX

### MONTHLY BRIEF

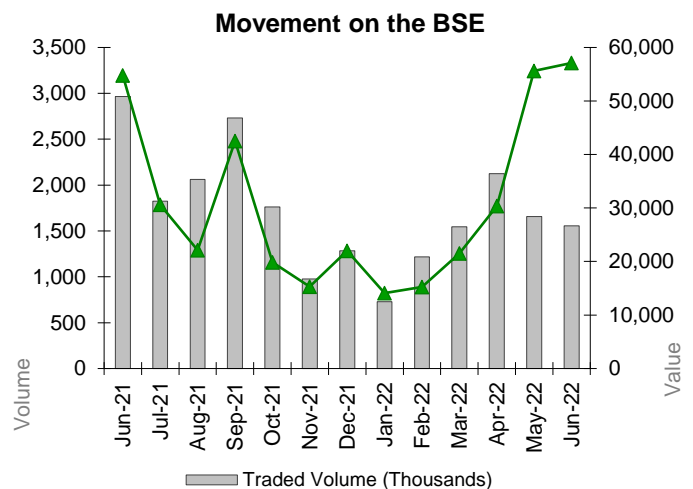
#### Closing Prices

The CMA Market Value Weighted Index (BDLSI: Reuters Ticker) closing price for the month of June 2022 was **2098.27** versus **2,258.06** in May 2022 (decrease by 7.08 %). The YoY closing change for the months of June showed an increase of 511.01% from 2021 to 2022.

The CMA Banks Value Weighted Index (BDLSI1: Reuters Ticker) closing price of for the month of May 2022 was **200.72** versus **204.66** in April 2022 (decrease by 1.92%). The YoY closing change for the months of June showed a decrease of 18.14% from 2021 to 2022.



MONTH	CMA Market Value Weighted Index	% Change	Banks Value Weighted Index	% Change
Jun-21	343.41	-1.08%	245.20	0.03%
Jul-21	481.28	40.14%	247.27	-0.84%
Aug-21	577.53	19.99%	243.42	-1.55%
Sep-21	469.12	-18.77%	246.97	1.46%
Oct-21	480.41	2.40%	247.94	0.39%
Nov-21	520.12	8.26%	245.00	-1.18%
Dec-21	594.00	14.20%	243.93	0.43%
Jan-22	568.78	-4.25%	239.75	-1.71%
Feb-22	549.89	-3.32%	236.60	-1.31%
Mar-22	613.24	11.52%	234.53	-0.87%
Apr-22	802.07	30.79%	209.78	-10.55%
May-22	2258.06	181.53%	204.66	-2.44%
Jun-22	2098.27	-7.08%	200.72	-1.92%

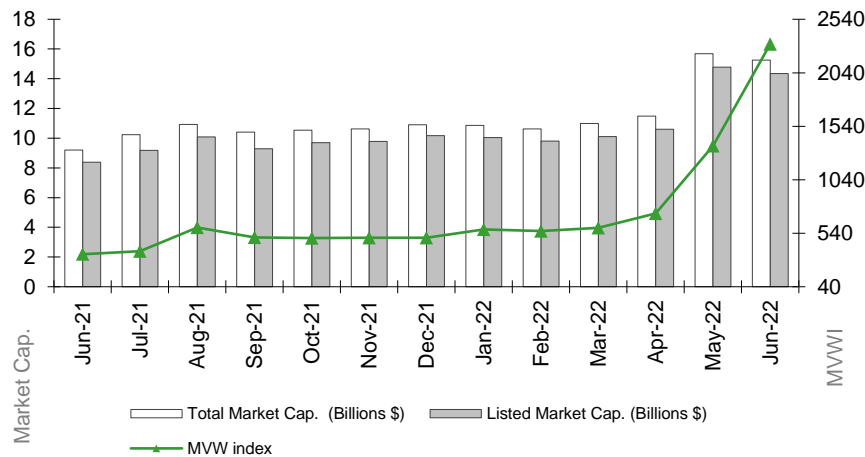




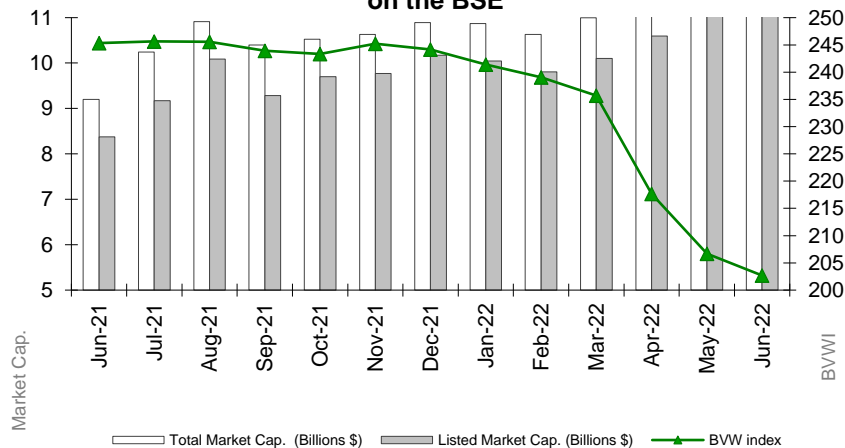
### Average Prices

- The average CMA Market Value Weighted Index indicated an increase of 69.94% throughout the month of June 2022 to reach **2307.91** up from an average of **1358.07** in May 2022.
- The average CMA Banks Value Weighted Index decreased by 1.92% to reach **202.68** by the end of June 2022 vs. an average of **206.66** in May 2022.
- In the month of June 2022, the MVWI's High was **2,472.95** and Low **2085.24**.
- In the month of June 2022, the BVWI's High was **206.31** and Low **200.72**.
- The Total number of listed securities on the Beirut Stock Exchange is: **26**;

Activity of the Average MVWI and Market Cap. on the BSE



Activity of the Average BVWI and Market Cap. on the BSE





## BEIRUT STOCK EXCHANGE

### May 2022 BRIEF

The month of June 2022 showed a decrease in trading activity when compared to May 2022, whereby the total traded volume declined by 6.17% to reach **1,556,20** of traded shares in comparison to **1,658,349** of traded shares in May. Moreover, the Value of traded shares increased by 2.67% to settle at around **\$57.103** Million versus **\$55.618** Million in May 2022.

### GAINERS AND LOSERS

The stock with the highest increase in price in June 2022 was *Ciments Blancs Nominal* with an increase of 20.61% followed by *Bank Audi - GDR* (17.06%). As for the market losers, Bank Audi was the worst performer for the month of June 2022 with a price drop of 17.13%.

### MOST ACTIVE SHARES

Among the most active securities in June 2022 was *Solidere A*, which comprised of 69.57% of total trading value on the BSE, where **641,901 shares** traded in total. The second most active security by value was *Solidere B* with 27.24% of total trading on the BSE (**252,291 Shares traded**).

### NUMBER OF TRANSACTIONS

The total number of transactions incurred on the Beirut Stock Exchange increased in the month of June 2022 by 50.39% to **1073** transactions up from **961** in the month of May 2022.

### MARKET CAPITALIZATION

The Total Market Capitalization decreased by 2.75% and settled at **\$ 15,242,324,89.40** V/S **\$ 15,673,795,893.40** in the previous month. In addition, the Listed market capitalization decreased by 2.920% for the month of June 2022 to reach **\$14.346** billion up from **\$14.777** billion in the month of May 2022.



## LEBANESE PUBLIC SECTOR EUROBONDS

The total outstanding amount of Lebanese Public Sector Eurobonds by the end of June 2022 reached **\$31,314** million.

The details of the Eurobonds that will mature\* in the year 2022 are available in the table below:

EUROBOND MATURITY*	OUTSTANDING AMOUNT (IN MIL USD)	MID. PRICE	YIELD%	SPREAD 3 MONTH US TREASURY
04-10-2022	\$1,540	7.00	5373.997	41824.30
<b>GRAND TOTAL</b>	<b>\$1,540</b>			

\*On March 7, 2020 the Lebanese Government had announced that it will default on its outstanding Eurobonds debt. The figures issued in the tables represent the bonds issued prior to the default, with their prices reflected at the date of issuing this report.



## CERTIFICATES OF DEPOSIT OF BANKS AND LEBANESE FINANCIAL INSTITUTIONS IN MULTIPLE CURRENCIES (CDs)

Total Domestic Certificates of Deposit issued by banks and Lebanese financial institutions amounted to **\$1,037,150.91** at the end of Q2-2022 versus **\$1,179,150.91** in Q1 2022.

MATURITY	OUTSTANDING AMOUNT (IN MIL USD)	TYPE	MID. PRICE	YIELD%	SPREAD
Bank Audi S.A.L/16-10-2023	USD 350	Bond	43.00	83.20	88.85



## PREFERRED AND PRIORITY SHARES LISTED

COMPANIES LISTED	STOCK CATEGORY	PRICE OF STOCK	VOLUME (IN THOUSANDS)	VALUE (IN MILLIONS \$)
Bank of Beirut	H	\$25.00	5,400	135
	I	\$25.00	5,000	125
	J	\$25.00	3,000	75
	K	\$25.00	4,000	100
Bank Bemo	Preferred 2013	\$50.00	350	17.5
Bank Audi	H	\$74.00	750	55.5
	I	\$42.90	2,500	107.25
	J	\$42.04	2,750	115.61
BLC	D	\$59.5	750	44.63
	H	\$59.5	263.5	15.68
Byblos Bank	2008	\$30.00	2,000	49.98
	2009	\$37.98	2,000	75.96
TOTAL				\$ 917.10

The total number of preferred shares listed on the Beirut Stock Exchange by the end of June 2022 is **12**.

The Market Value of Preferred and Priority Shares Listed is 6.02 % by the end of June 2022 versus 5.92 % by the end of May 2022 in contrast to the Market Capitalization of Listed Shares.