هيئة الأسواق المالية
CAPITAL MARKETS AUTHORITY
LEBANON

COMMUNICATION AND RESEARCH DEPARTMENT
CAPITAL MARKETS AUTHORITY

Beirut Stock Exchange
Equity Market

DAILY REPORT
Prices and Indices
as at the closing of
20-Sep-22

LISTED COMPANIES	LISTED SHARES (MM)	LISTED MARKET CAP. (MM $)	TOTAL ORDINARY SHARES (MM)	PREFERRED SHARES (MM)	PREFERRED SHARES ISSUE PRICE USD	TOTAL MARKET CAP. (MM $)	CUR.	TRADED VOLUME	TRADED VALUE USD	CLOSING PRICE	OPEN PRICE	HIGH PRICE	LOW PRICE	PREVIOUS PRICE
SOLIDERE A	100.00	5,895.00	100.00			5,895.00	USD	2,200	129,740	58.95	59.15	59.15	58.75	59.15
SOLIDERE B	65.00	3,705.00	65.00			3,705.00	USD	-	-	57.00	-	-	-	57.00
BQ.LIB. POUR LE COMMERCE	71.03	66.06	214.00			199.02	USD	-	-	0.93	-	-	-	0.93
BQ.LIB. POUR LE COMMERCE PREF. "D"	0.75	44.63		0.75		44.63	USD	-	-	59.50	-	-	-	59.50
BQ.LIB. POUR LE COMMERCE PREF. "E"	0.26	15.68		0.26		15.68	USD	-	-	59.50	-	-	-	59.50
BANQUE AUDI	588.54	882.81	588.54			882.81	USD	-	-	1.50	-	-	-	1.50
BANQUE AUDI GDR	119.64	177.07	119.64			177.07	USD	-	-	1.48	-	-	-	1.48
BANQUE AUDI PREFERRED "H"	0.75	55.50		0.75	100.00	55.50	USD	-	-	74.00	-	-	-	74.00
BANQUE AUDI PREFERRED "I"	2.50	107.25		2.50	100.00	107.25	USD	-	-	42.90	-	-	-	42.90
BANQUE AUDI PREFERRED "J"	2.75	115.61		2.75	100.00	115.61	USD	-	-	42.04	-	-	-	42.04
BANK OF BEIRUT	25.56	454.97	61.00			1,085.75	USD	-	-	17.80	-	-	-	17.80
BANK OF BEIRUT PRIORITY	0.00	-		3.57	0.00	74.97	USD	-	-	21.00	-	-	-	21.00
BANK OF BEIRUT PREFERRED SHARES "H"	5.40	135.00		5.40	25.00	135.00	USD	-	-	25.00	-	-	-	25.00
BANK OF BEIRUT PREFERRED SHARES "I"	5.00	125.00		5.00	25.00	125.00	USD	-	-	25.00	-	-	-	25.00
BANK OF BEIRUT PREFERRED SHARES "J"	3.00	75.00		3.00	25.00	75.00	USD	-	-	25.00	-	-	-	25.00
BANK OF BEIRUT PREFERRED SHARES "K"	4.00	100.00		4.00	25.00	100.00	USD	-	-	25.00	-	-	-	25.00
BYBLOS BANK	565.52	361.93	565.52			361.93	USD	-	-	0.64	-	-	-	0.64
BYBLOS BANK GDR	1.31	26.18	1.31			26.18	USD	-	-	20.00	-	-	-	20.00
BYBLOS BANK PREFERRED SHARES 2008	2.00	54.00		2.00	100.00	54.00	USD	-	-	27.00	-	-	-	27.00
BYBLOS BANK PREFERRED SHARES 2009	2.00	75.96		2.00	96.00	75.96	USD	-	-	37.98	-	-	-	37.98
BEMO Bank	77.50	93.00	77.50			93.00	USD	4,900	5,880	1.20	1.20	1.20	1.20	1.20
BEMO PREFERRED 2013	0.35	17.50		0.35	100.00	17.50	USD	-	-	50.00	-	-	-	50.00
BLOM BANK GDR	73.90	184.74	73.90			184.74	USD	-	-	2.50	-	-	-	2.50
BLOM BANK	215.00	623.50	215.00			623.50	USD	-	-	2.90	-	-	-	2.90
RASAMNY-YOUNIS MOTORS CO	10.92	-	27.30			-	USD							
HOLCIM Liban	19.52	595.04	19.52			595.04	USD	-	-	30.49	-	-	-	30.49
STE DES CIMENTS BLANCS N	9.00	76.50	9.00			76.50	USD	-	-	8.50	-	-	-	8.50
TOTAL EXECUTED	**1,960.27**	**$ 14,062.92**	**2,109.91**	**32.33**		**$ 14,901.63**		**7,100**	**$135,620**					
Official USD Closing	1507.5													

LEBANESE GLOBAL DEPOSITARY RECEIPTS	SHARES MM	BID $	ASK $	MID PRICE $
BLOM BANK	73.90	record could nc	record could no	record could not be found
BYBLOS BANK	1.31	record could nc	record could no	record could not be found
AUDI BANK	116.24	record could nc	record could no	record could not be found

STOCK INDEX	VALUE	PREVIOUS VALUE	% OF CHANGE
MARKET VALUE WEIGHTED INDEX	2001.89	2010.29	-0.42%
NUMBER OF TRANSACTIONS	10		

BEIRUT STOCK EXCHANGE DAILY TRADING VOLUME

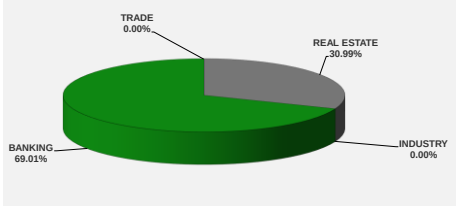

BEIRUT STOCK EXCHANGE DAILY TRADING VALUE $

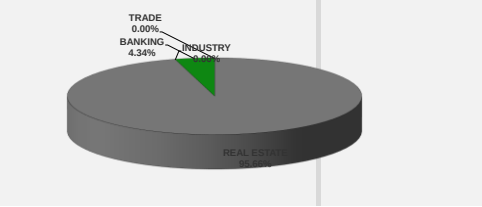

Disclaimer: The Capital Markets Authority (CMA) publishes reports for general information purposes only. However, under no circumstances the CMA will accept any responsibility or liability in connection with the use of the information provided in these reports or on this website.
(Source: Thomson Reuters Eikon)

Contact us by email: research@cma.gov.lb

هيئة الأسواق المالية
CAPITAL MARKETS AUTHORITY
LEBANON

COMMUNICATION AND RESEARCH DEPARTMENT

CAPITAL MARKETS AUTHORITY

Luxembourg Stock Exchange

Lebanese Public Sector Eurobonds

DAILY REPORT
Prices and Yields

as at the closing of

20-Sep-22

MATURITY	CURRENCY	ISSUED AMMOUNT (MM)	OUTSTANDING AMOUNT (MM)	COUPON	ISSUE P.	BID$	ASK$	MID. P	YIELD	SPREAD 3 MONTH US TREASURY	DURATION	CONVEXITY
Lebanon / 9-03-2020	USD	1,200.00	1,200.00	6.375	100.000							
Lebanon / 12-04-2020	USD	700.00	700.00	5.800	100.000							
Lebanon / 19-06-2020	USD	600.00	600.00	6.150	100.000	6.250	7.750	6.250	134414.203	0.000	0.000	0.000
Lebanon / 12-04-2021	USD	2,092.47	2,092.47	8.250	100.000	6.250	7.750	6.250	291272.719	0.000	0.000	0.000
Lebanon / 27-05-2022	USD	500.00	500.00	6.250	100.000	6.250	7.750	6.250	364000.000	0.000	0.000	0.000
Lebanon / 04-10-2022	USD	1,540.00	1,540.00	6.100	100.000	6.250	7.750	6.250	41538.461	0.000	0.002	0.000
Lebanon / 27-01-2023	USD	1,100.00	1,100.00	6.000	100.000	6.250	7.750	6.250	4285.714	4447.316	0.024	0.000
Lebanon / 26-05-2023	USD	500.00	500.00	6.400	100.000	6.250	7.750	6.250	1333.521	1117.524	0.097	0.020
Lebanon / 22-04-2024	USD	700.00	700.00	6.650	100.000	6.250	7.750	6.250	279.306	275.733	0.686	0.620
Lebanon / 04-11-2024	USD	500.00	538.47	6.250	100.000	6.250	7.750	6.250	184.676	180.730	1.132	1.583
Lebanon / 03-12-2024	USD	250.00	250.00	7.000	100.000	6.250	7.750	6.250	175.572	171.685	1.202	1.774
Lebanon / 26-02-2025	USD	800.00	800.00	6.200	100.000	6.250	7.750	6.250	153.781	149.913	1.406	2.385
Lebanon / 12-06-2025	USD	800.00	800.00	6.250	100.000	6.250	7.750	6.250	132.636	128.793	1.673	3.310
Lebanon / 27-11-2026	USD	1,600.00	1,600.00	6.600	100.000	6.250	7.750	6.250	78.579	74.918	3.044	10.375
Lebanon / 23-03-2027	USD	1,250.00	1,250.00	6.850	100.000	6.250	7.750	6.250	72.055	68.368	3.354	12.499
Lebanon / 29-11-2027	USD	1,000.00	1,000.00	6.750	100.000	6.250	7.750	6.250	61.251	57.581	4.016	17.680
Lebanon / 20-03-2028	USD	500.00	893.20	6.650	100.000	6.250	7.750	6.250	50.876	47.257	4.922	26.202
Lebanon / 03-11-2028	USD	700.00	1,700.00	7.000	100.000	6.250	7.750	6.250	57.366	53.676	4.316	20.320
Lebanon / 25-05-2029	USD	1,000.00	1,000.00	6.850	100.000	6.250	7.750	6.250	46.144	42.535	5.472	32.190
Lebanon / 27-11-2029	USD	1,500.00	1,500.00	11.500	100.000	6.250	7.750	6.250	42.574	38.965	5.970	38.120
Lebanon / 26-02-2030	USD	1,400.00	1,400.00	6.650	100.000	6.250	7.750	6.250	41.021	37.060	6.213	41.200
Lebanon / 22-04-2031	USD	300.00	300.00	7.000	100.000	6.250	7.750	6.250	35.045	31.556	7.354	57.240
Lebanon / 20-11-2031	USD	1,000.00	2,500.00	7.150	100.000	6.250	7.750	6.250	32.664	29.173	7.926	66.250
Lebanon / 23-03-2032	USD	1,000.00	1,000.00	7.000	100.000	6.227	7.330	6.227	31.457	27.920	8.248	71.609
Lebanon / 17-05-2033	USD	1,500.00	1,500.00	8.200	100.000	6.250	7.750	6.250	27.789	24.296	9.406	92.620
Lebanon / 17-05-2034	USD	1,500.00	1,500.00	8.250	100.000	6.250	7.750	6.250	25.260	21.767	10.399	112.780
Lebanon / 02-11-2035	USD	600.00	600.00	7.050	100.000	6.250	7.750	6.250	22.300	18.440	11.849	145.763
Lebanon / 27-07-2035	USD	1,500.00	1,500.00	12.000	100.000	6.250	7.750	6.250	22.783	19.293	11.587	139.480
Lebanon / 23-03-2037	USD	750.00	750.00	7.250	100.000	6.250	7.750	6.250	20.057	16.563	13.235	181.204
TOTAL PUBLIC SECTOR EUROBONDS		**28,382.469**	**31,314.13**									

BDL EURO CDS

MATURITY	SIZE MM	TYPE	COUPON	Issue P.	BID $	Ask $	MID. P	YIELD	SPREAD	DURATION	CONVEXITY
Not Available											

LEBANESE PRIVATE SECTOR DEBT

MATURITY	SIZE MM	TYPE	COUPON	Issue P.	BID $	Ask $	MID. P	YIELD	SPREAD	DURATION	CONVEXITY
Bank Audi S.A.L/16-10-2023	USD 350	Bond	6.75	100	42.75	44.75	42.75	99.60	107.38	0.80	0.84

World Yields in Native Terms	O/N	3 Months	6 Months	9 Months	1 Year	2 Years	3 Years	5 Years	7 Years	10 Years	30 Years
EUR	-	0.71	0.61	1.33	1.62	1.70	1.65	1.80	1.78	1.90	1.91
U.S.A	-	3.35	3.91	--	4.06	3.98	3.93	3.74	3.67	3.54	3.56
U.K	-	2.59	3.01	--	3.08	3.29	3.20	3.27	3.28	3.27	3.57
Japan	-	-0.13	-0.22	-0.13	-0.11	-0.07	-0.04	0.06	0.21	0.25	1.33

Libor	USD	EUR	JPY	GBP
1 Months	3.01	0.00	-0.05	2.24
2 Months	0.00	0.00	0.00	0.00
3 Months	3.57	0.00	-0.02	2.76
6 Months	4.12	0.00	0.05	3.52
1 Year	4.67	0.00	0.00	0.00

Spot Rates	Bid	Ask
Lebanese Pound	1505.70	1518.70
Euro	1.00	1.0005
British Sterling Pound	1.14	1.1441
Japanese Yen	143.62	143.6500
Gold	1667.30	1669.30

Lebanese Republic USD Eurobonds Yield Curve

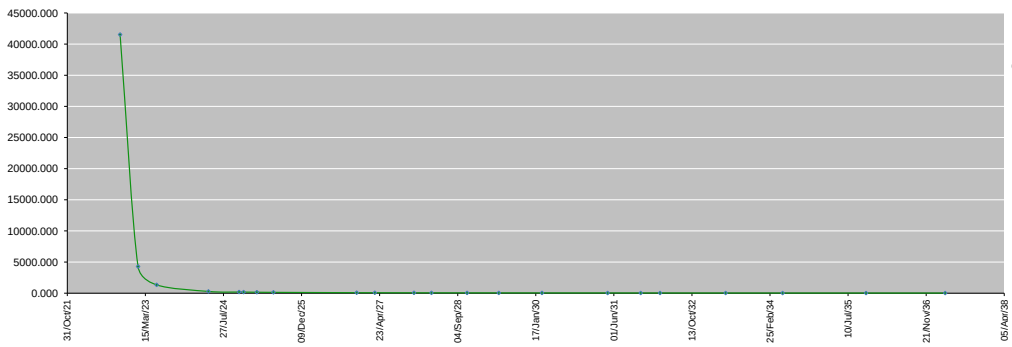

Disclaimer: The Capital Markets Authority (CMA) publishes reports for general information purposes only. However, under no circumstances the CMA will accept any responsibility or liability in connection with the use of the information provided in these reports or on this website.
(Source: Thomson Reuters Eikon)

Contact us by email: research@cma.gov.lb