هيئة الأسواق المالية
CAPITAL MARKETS AUTHORITY
LEBANON

COMMUNICATION AND RESEARCH DEPARTMENT
CAPITAL MARKETS AUTHORITY

Beirut Stock Exchange
Equity Market

DAILY REPORT
Prices and Indices
as at the closing of
20-Oct-22

LISTED COMPANIES	LISTED SHARES (MM)	LISTED MARKET CAP. (MM $)	TOTAL ORDINARY SHARES (MM)	PREFERRED SHARES (MM)	PREFERRED SHARES ISSUE PRICE USD	TOTAL MARKET CAP. (MM $)	CUR.	TRADED VOLUME	TRADED VALUE USD	CLOSING PRICE	OPEN PRICE	HIGH PRICE	LOW PRICE	PREVIOUS PRICE
SOLIDERE A	100.00	5,300.00	100.00			5,300.00	USD	15,070	800,460	53.00	53.00	53.50	53.00	53.10
SOLIDERE B	65.00	3,360.50	65.00			3,360.50	USD	8,447	442,791	51.70	53.20	53.95	51.60	53.20
BQ.LIB. POUR LE COMMERCE	71.03	66.06	214.00			199.02	USD	-	-	0.93	-	-	-	0.93
BQ.LIB. POUR LE COMMERCE PREF. "D"	0.75	44.63		0.75		44.63	USD	-	-	59.50	-	-	-	59.50
BQ.LIB. POUR LE COMMERCE PREF. "E"	0.26	15.68		0.26		15.68	USD	-	-	59.50	-	-	-	59.50
BANQUE AUDI	588.54	829.84	588.54			829.84	USD	-	-	1.41	-	-	-	1.41
BANQUE AUDI GDR	119.64	178.26	119.64			178.26	USD	4,000	5,960	1.49	1.49	1.49	1.49	1.48
BANQUE AUDI PREFERRED "H"	0.75	55.50		0.75	100.00	55.50	USD	-	-	74.00	-	-	-	74.00
BANQUE AUDI PREFERRED "I"	2.50	107.25		2.50	100.00	107.25	USD	-	-	42.90	-	-	-	42.90
BANQUE AUDI PREFERRED "J"	2.75	115.61		2.75	100.00	115.61	USD	-	-	42.04	-	-	-	42.04
BANK OF BEIRUT	25.56	454.97	61.00			1,085.75	USD	-	-	17.80	-	-	-	17.80
BANK OF BEIRUT PRIORITY	0.00	-		3.57	0.00	74.97	USD	-	-	21.00	-	-	-	21.00
BANK OF BEIRUT PREFERRED SHARES "H"	5.40	135.00		5.40	25.00	135.00	USD	-	-	25.00	-	-	-	25.00
BANK OF BEIRUT PREFERRED SHARES "I"	5.00	125.00		5.00	25.00	125.00	USD	-	-	25.00	-	-	-	25.00
BANK OF BEIRUT PREFERRED SHARES "J"	3.00	75.00		3.00	25.00	75.00	USD	-	-	25.00	-	-	-	25.00
BANK OF BEIRUT PREFERRED SHARES "K"	4.00	100.00		4.00	25.00	100.00	USD	-	-	25.00	-	-	-	25.00
BYBLOS BANK	565.52	339.31	565.52			339.31	USD	-	-	0.60	-	-	-	0.60
BYBLOS BANK GDR	1.31	26.18	1.31			26.18	USD	-	-	20.00	-	-	-	20.00
BYBLOS BANK PREFERRED SHARES 2008	2.00	54.00		2.00	100.00	54.00	USD	-	-	27.00	-	-	-	27.00
BYBLOS BANK PREFERRED SHARES 2009	2.00	75.96		2.00	96.00	75.96	USD	-	-	37.98	-	-	-	37.98
BEMO Bank	77.50	93.00	77.50			93.00	USD	-	-	1.20	-	-	-	1.20
BEMO PREFERRED 2013	0.35	17.50		0.35	100.00	17.50	USD	-	-	50.00	-	-	-	50.00
BLOM BANK GDR	73.90	184.74	73.90			184.74	USD	-	-	2.50	-	-	-	2.50
BLOM BANK	215.00	653.60	215.00			653.60	USD	-	-	3.04	-	-	-	3.04
HOLCIM Liban	19.52	582.75	19.52			582.75	USD	1,000	29,861	29.86	30.00	30.00	29.71	33.00
STE DES CIMENTS BLANCS N	9.00	76.50	9.00			76.50	USD	-	-	8.50	-	-	-	8.50
TOTAL EXECUTED	**1,960.27**	**13,066.84**	**2,109.91**	**32.33**		**13,905.54**		**28,517.00**	**##########**					
Official USD Closing	1507.5													

LEBANESE GLOBAL DEPOSITARY RECEIPTS	SHARES MM	BID $	ASK $	MID PRICE $
BLOM BANK	73.90	record could nc	record could no	record could not be found
BYBLOS BANK	1.31	record could nc	record could no	record could not be found
AUDI BANK	116.24	record could nc	record could no	record could not be found

STOCK INDEX	VALUE	PREVIOUS VALUE	% OF CHANGE
MARKET VALUE WEIGHTED INDEX	1632.21	1672.43	-2.40%
NUMBER OF TRANSACTIONS	28		

BEIRUT STOCK EXCHANGE DAILY TRADING VOLUME

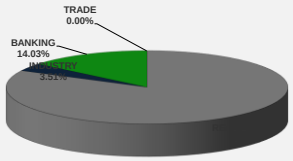

BEIRUT STOCK EXCHANGE DAILY TRADING VALUE $

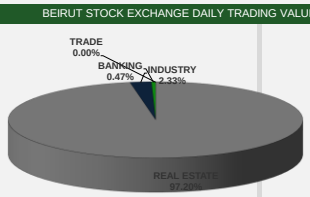

Disclaimer: The Capital Markets Authority (CMA) publishes reports for general information purposes only. However, under no circumstances the CMA will accept any responsibility or liability in connection with the use of the information provided in these reports or on this website.
(Source: Thomson Reuters Eikon)

Contact us by email: research@cma.gov.lb

هيئة الأسواق المالية
CAPITAL MARKETS AUTHORITY
LEBANON

COMMUNICATION AND RESEARCH DEPARTMENT

CAPITAL MARKETS AUTHORITY

Luxembourg Stock Exchange

Lebanese Public Sector Eurobonds

DAILY REPORT
Prices and Yields

as at the closing of

20-Oct-22

MATURITY	CURRENCY	ISSUED AMMOUNT (MM)	OUTSTANDING AMOUNT (MM)	COUPON	ISSUE P.	BID$	ASK$	MID. P	YIELD	SPREAD 3 MONTH US TREASURY	DURATION	CONVEXITY
Lebanon / 9-03-2020	USD	1,200.00	1,200.00	6.375	100.000							
Lebanon / 12-04-2020	USD	700.00	700.00	5.800	100.000							
Lebanon / 19-06-2020	USD	600.00	600.00	6.150	100.000	5.750	7.250	5.750	134414.203	0.000	0.000	0.000
Lebanon / 12-04-2021	USD	2,092.47	2,092.47	8.250	100.000	5.750	7.250	5.750	291272.719	0.000	0.000	0.000
Lebanon / 27-05-2022	USD	500.00	500.00	6.250	100.000	5.750	7.250	5.750	364000.000	0.000	0.000	0.000
Lebanon / 04-10-2022	USD	1,540.00	1,540.00	6.100	100.000	5.750	7.250	5.750	590086.938	0.000	0.000	0.000
Lebanon / 27-01-2023	USD	1,100.00	1,100.00	6.000	100.000	5.750	7.250	5.750	6345.021	6547.531	0.017	0.000
Lebanon / 26-05-2023	USD	500.00	500.00	6.400	100.000	5.750	7.250	5.750	2060.176	1654.358	0.058	0.010
Lebanon / 22-04-2024	USD	700.00	700.00	6.650	100.000	5.750	7.250	5.750	320.009	315.424	0.599	0.480
Lebanon / 04-11-2024	USD	500.00	538.47	6.250	100.000	5.750	7.250	5.750	204.450	199.540	1.033	1.332
Lebanon / 03-12-2024	USD	250.00	250.00	7.000	100.000	5.750	7.250	5.750	193.713	189.029	1.103	1.504
Lebanon / 26-02-2025	USD	800.00	800.00	6.200	100.000	5.750	7.250	5.750	168.285	163.592	1.304	2.064
Lebanon / 12-06-2025	USD	800.00	800.00	6.250	100.000	5.750	7.250	5.750	143.982	139.368	1.567	2.920
Lebanon / 27-11-2026	USD	1,600.00	1,600.00	6.600	100.000	5.750	7.250	5.750	83.529	79.151	2.930	9.633
Lebanon / 23-03-2027	USD	1,250.00	1,250.00	6.850	100.000	5.750	7.250	5.750	76.397	72.025	3.239	11.676
Lebanon / 29-11-2027	USD	1,000.00	1,000.00	6.750	100.000	5.750	7.250	5.750	64.666	60.296	3.898	16.690
Lebanon / 20-03-2028	USD	500.00	893.20	6.650	100.000	5.750	7.250	5.750	53.491	49.198	4.802	24.975
Lebanon / 03-11-2028	USD	700.00	1,700.00	7.000	100.000	5.750	7.250	5.750	60.470	56.103	4.198	19.250
Lebanon / 25-05-2029	USD	1,000.00	1,000.00	6.850	100.000	5.750	7.250	5.750	48.424	44.147	5.352	30.820
Lebanon / 27-11-2029	USD	1,500.00	1,500.00	11.500	100.000	5.750	7.250	5.750	44.613	40.337	5.849	36.620
Lebanon / 26-02-2030	USD	1,400.00	1,400.00	6.650	100.000	5.750	7.250	5.750	42.960	38.337	6.092	39.640
Lebanon / 22-04-2031	USD	300.00	300.00	7.000	100.000	5.750	7.250	5.750	36.613	32.473	7.232	55.380
Lebanon / 20-11-2031	USD	1,000.00	2,500.00	7.150	100.000	5.750	7.250	5.750	34.093	29.948	7.804	64.250
Lebanon / 23-03-2032	USD	1,000.00	1,000.00	7.000	100.000	5.890	6.500	5.890	32.463	28.354	8.121	69.454
Lebanon / 17-05-2033	USD	1,500.00	1,500.00	8.200	100.000	5.750	7.250	5.750	28.948	24.802	9.282	90.230
Lebanon / 17-05-2034	USD	1,500.00	1,500.00	8.250	100.000	5.750	7.250	5.750	26.287	22.142	10.275	110.140
Lebanon / 02-11-2035	USD	600.00	600.00	7.050	100.000	5.750	7.250	5.750	23.179	18.696	11.725	142.750
Lebanon / 27-07-2035	USD	1,500.00	1,500.00	12.000	100.000	5.750	7.250	5.750	23.686	19.544	11.462	136.530
Lebanon / 23-03-2037	USD	750.00	750.00	7.250	100.000	5.750	7.250	5.750	20.829	16.686	13.110	177.834
TOTAL PUBLIC SECTOR EUROBONDS		**28,382.469**	**31,314.13**									

BDL EURO CDS

MATURITY	SIZE MM	TYPE	COUPON	Issue P.	BID $	Ask $	MID. P	YIELD	SPREAD	DURATION	CONVEXITY
Not Available											

LEBANESE PRIVATE SECTOR DEBT

MATURITY	SIZE MM	TYPE	COUPON	Issue P.	BID $	Ask $	MID. P	YIELD	SPREAD	DURATION	CONVEXITY
Bank Audi S.A.L/16-10-2023	USD 350	Bond	6.75	100	42.50	44.50	42.50	109.73	119.69	0.74	0.71

World Yields in Native Terms	O/N	3 Months	6 Months	9 Months	1 Year	2 Years	3 Years	5 Years	7 Years	10 Years	30 Years
EUR	-	0.86	1.50	1.90	2.13	2.10	2.04	2.22	2.24	2.38	2.36
U.S.A	-	4.04	4.49	--	4.63	4.56	4.56	4.33	4.24	4.12	4.12
U.K	-	2.97	3.89	--	3.16	3.45	3.54	3.80	3.88	3.81	3.88
Japan	-	-0.13	-0.12	-0.13	-0.07	-0.02	0.01	0.14	0.25	0.25	1.58

Libor	USD	EUR	JPY	GBP
1 Months	3.50	0.00	-0.06	2.72
2 Months	0.00	0.00	0.00	0.00
3 Months	4.28	0.00	-0.03	3.40
6 Months	4.74	0.00	0.04	4.24
1 Year	5.34	0.00	0.00	0.00

Spot Rates	Bid	Ask
Lebanese Pound	1504.90	1517.90
Euro	0.98	0.9802
British Sterling Pound	1.12	1.1220
Japanese Yen	149.72	149.7500
Gold	1637.77	1638.27

Lebanese Republic USD Eurobonds Yield Curve

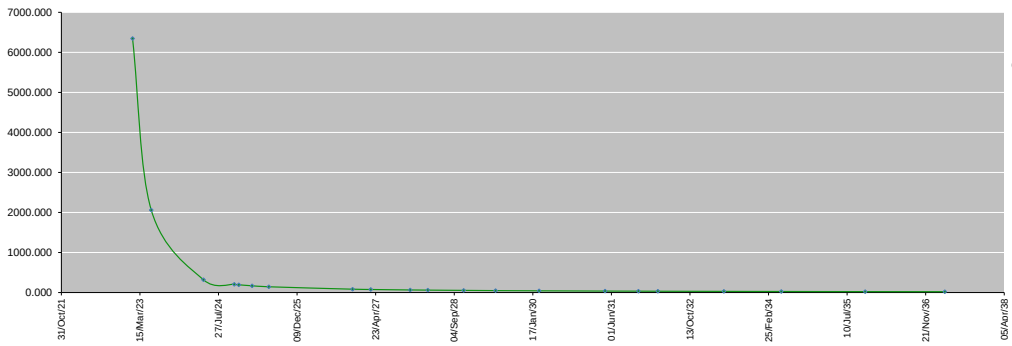

Disclaimer: The Capital Markets Authority (CMA) publishes reports for general information purposes only. However, under no circumstances the CMA will accept any responsibility or liability in connection with the use of the information provided in these reports or on this website.
(Source: Thomson Reuters Eikon)

Contact us by email: research@cma.gov.lb