هيئة الأسواق المالية
CAPITAL MARKETS AUTHORITY
LEBANON

COMMUNICATION AND RESEARCH DEPARTMENT
CAPITAL MARKETS AUTHORITY

Beirut Stock Exchange
Equity Market

DAILY REPORT
Prices and Indices
as at the closing of
7-Nov-22

LISTED COMPANIES	LISTED SHARES (MM)	LISTED MARKET CAP. (MM $)	TOTAL ORDINARY SHARES (MM)	PREFERRED SHARES (MM)	PREFERRED SHARES ISSUE PRICE USD	TOTAL MARKET CAP. (MM $)	CUR.	TRADED VOLUME	TRADED VALUE USD	CLOSING PRICE	OPEN PRICE	HIGH PRICE	LOW PRICE	PREVIOUS PRICE
SOLIDERE A	100.00	5,670.00	100.00			5,670.00	USD	10,891	610,824	56.70	56.95	57.00	55.60	56.40
SOLIDERE B	65.00	3,620.50	65.00			3,620.50	USD	15	836	55.70	55.70	55.70	55.70	55.50
BQ.LIB. POUR LE COMMERCE	71.03	66.06	214.00			199.02	USD	-	-	0.93	-	-	-	0.93
BQ.LIB. POUR LE COMMERCE PREF. "D"	0.75	44.63		0.75		44.63	USD	-	-	59.50	-	-	-	59.50
BQ.LIB. POUR LE COMMERCE PREF. "E"	0.26	15.68		0.26		15.68	USD	-	-	59.50	-	-	-	59.50
BANQUE AUDI	588.54	912.24	588.54			912.24	USD	-	-	1.55	-	-	-	1.55
BANQUE AUDI GDR	119.64	167.50	119.64			167.49	USD	-	-	1.40	-	-	-	1.40
BANQUE AUDI PREFERRED "H"	0.75	55.50		0.75	100.00	55.50	USD	-	-	74.00	-	-	-	74.00
BANQUE AUDI PREFERRED "I"	2.50	107.25		2.50	100.00	107.25	USD	-	-	42.90	-	-	-	42.90
BANQUE AUDI PREFERRED "J"	2.75	115.61		2.75	100.00	115.61	USD	-	-	42.04	-	-	-	42.04
BANK OF BEIRUT	25.56	454.97	61.00			1,085.75	USD	-	-	17.80	-	-	-	17.80
BANK OF BEIRUT PRIORITY	0.00	-		3.57	0.00	74.97	USD	-	-	21.00	-	-	-	21.00
BANK OF BEIRUT PREFERRED SHARES "H"	5.40	135.00		5.40	25.00	135.00	USD	-	-	25.00	-	-	-	25.00
BANK OF BEIRUT PREFERRED SHARES "I"	5.00	125.00		5.00	25.00	125.00	USD	-	-	25.00	-	-	-	25.00
BANK OF BEIRUT PREFERRED SHARES "J"	3.00	75.00		3.00	25.00	75.00	USD	-	-	25.00	-	-	-	25.00
BANK OF BEIRUT PREFERRED SHARES "K"	4.00	100.00		4.00	25.00	100.00	USD	-	-	25.00	-	-	-	25.00
BYBLOS BANK	565.52	339.31	565.52			339.31	USD	2,500	1,500	0.60	0.60	0.60	0.60	0.60
BYBLOS BANK GDR	1.31	26.18	1.31			26.18	USD	-	-	20.00	-	-	-	20.00
BYBLOS BANK PREFERRED SHARES 2008	2.00	54.00		2.00	100.00	54.00	USD	-	-	27.00	-	-	-	27.00
BYBLOS BANK PREFERRED SHARES 2009	2.00	75.96		2.00	96.00	75.96	USD	-	-	37.98	-	-	-	37.98
BEMO Bank	77.50	93.00	77.50			93.00	USD	-	-	1.20	-	-	-	1.20
BEMO PREFERRED 2013	0.35	17.50		0.35	100.00	17.50	USD	-	-	50.00	-	-	-	50.00
BLOM BANK GDR	73.90	203.95	73.90			203.95	USD	500	1,380	2.76	2.76	2.76	2.76	2.76
BLOM BANK	215.00	645.00	215.00			645.00	USD	-	-	3.00	-	-	-	3.00
HOLCIM Liban	19.52	605.00	19.52			605.00	USD	-	-	31.00	-	-	-	31.00
STE DES CIMENTS BLANCS N	9.00	93.15	9.00			93.15	USD	5,000	51,750	10.35	10.35	10.35	10.35	9.00
TOTAL EXECUTED	**1,960.27**	**13,817.98**	**2,109.91**	**32.33**		**14,656.68**		**18,906.00**	**666,290.00**					
Official USD Closing	1507.5													

LEBANESE GLOBAL DEPOSITARY RECEIPTS	SHARES MM	BID $	ASK $	MID PRICE $
BLOM BANK	73.90	record could nc	record could no	record could not be found
BYBLOS BANK	1.31	record could nc	record could no	record could not be found
AUDI BANK	116.24	record could nc	record could no	record could not be found

STOCK INDEX	VALUE	PREVIOUS VALUE	% OF CHANGE
MARKET VALUE WEIGHTED INDEX	1875.85	1858.58	0.93%
NUMBER OF TRANSACTIONS	13		

BEIRUT STOCK EXCHANGE DAILY TRADING VOLUME

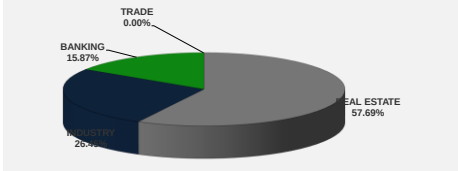

BEIRUT STOCK EXCHANGE DAILY TRADING VALUE $

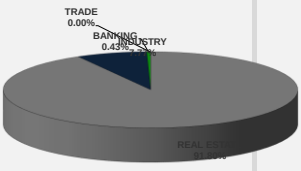

Disclaimer: The Capital Markets Authority (CMA) publishes reports for general information purposes only. However, under no circumstances the CMA will accept any responsibility or liability in connection with the use of the information provided in these reports or on this website.
(Source: Thomson Reuters Eikon)

Contact us by email: research@cma.gov.lb

هيئة الأسواق المالية
CAPITAL MARKETS AUTHORITY
LEBANON

COMMUNICATION AND RESEARCH DEPARTMENT

CAPITAL MARKETS AUTHORITY

Luxembourg Stock Exchange

Lebanese Public Sector Eurobonds

DAILY REPORT
Prices and Yields

as at the closing of

7-Nov-22

MATURITY	CURRENCY	ISSUED AMMOUNT (MM)	OUTSTANDING AMOUNT (MM)	COUPON	ISSUE P.	BID$	ASK$	MID. P	YIELD	SPREAD 3 MONTH US TREASURY	DURATION	CONVEXITY
Lebanon / 9-03-2020	USD	1,200.00	1,200.00	6.375	100.000							
Lebanon / 12-04-2020	USD	700.00	700.00	5.800	100.000							
Lebanon / 19-06-2020	USD	600.00	600.00	6.150	100.000	5.875	7.375	5.875	134414.203	0.000	0.000	0.000
Lebanon / 12-04-2021	USD	2,092.47	2,092.47	8.250	100.000	5.875	7.375	5.875	291272.719	0.000	0.000	0.000
Lebanon / 27-05-2022	USD	500.00	500.00	6.250	100.000	5.875	7.375	5.875	364000.000	0.000	0.000	0.000
Lebanon / 04-10-2022	USD	1,540.00	1,540.00	6.100	100.000	5.875	7.375	5.875	590086.938	0.000	0.000	0.000
Lebanon / 27-01-2023	USD	1,100.00	1,100.00	6.000	100.000	5.875	7.375	5.875	7394.436	7696.789	0.014	0.000
Lebanon / 26-05-2023	USD	500.00	500.00	6.400	100.000	5.875	7.375	5.875	2465.596	2188.126	0.046	0.000
Lebanon / 22-04-2024	USD	700.00	700.00	6.650	100.000	5.875	7.375	5.875	330.516	387.068	0.571	0.440
Lebanon / 04-11-2024	USD	500.00	538.47	6.250	100.000	5.875	7.375	5.875	208.254	203.584	1.003	1.259
Lebanon / 03-12-2024	USD	250.00	250.00	7.000	100.000	5.875	7.375	5.875	197.055	192.509	1.072	1.426
Lebanon / 26-02-2025	USD	800.00	800.00	6.200	100.000	5.875	7.375	5.875	170.647	166.049	1.272	1.971
Lebanon / 12-06-2025	USD	800.00	800.00	6.250	100.000	5.875	7.375	5.875	145.558	141.050	1.535	2.810
Lebanon / 27-11-2026	USD	1,600.00	1,600.00	6.600	100.000	5.875	7.375	5.875	83.795	79.473	2.897	9.428
Lebanon / 23-03-2027	USD	1,250.00	1,250.00	6.850	100.000	5.875	7.375	5.875	76.569	72.267	3.205	11.450
Lebanon / 29-11-2027	USD	1,000.00	1,000.00	6.750	100.000	5.875	7.375	5.875	64.714	60.383	3.865	16.420
Lebanon / 20-03-2028	USD	500.00	893.20	6.650	100.000	5.875	7.375	5.875	53.454	49.189	4.769	24.645
Lebanon / 03-11-2028	USD	700.00	1,700.00	7.000	100.000	5.875	7.375	5.875	60.482	56.161	4.165	18.960
Lebanon / 25-05-2029	USD	1,000.00	1,000.00	6.850	100.000	5.875	7.375	5.875	48.358	44.105	5.319	30.450
Lebanon / 27-11-2029	USD	1,500.00	1,500.00	11.500	100.000	5.875	7.375	5.875	44.531	40.278	5.815	36.220
Lebanon / 26-02-2030	USD	1,400.00	1,400.00	6.650	100.000	5.875	7.375	5.875	42.871	38.178	6.059	39.224
Lebanon / 22-04-2031	USD	300.00	300.00	7.000	100.000	5.875	7.375	5.875	36.508	32.360	7.199	54.890
Lebanon / 20-11-2031	USD	1,000.00	2,500.00	7.150	100.000	5.875	7.375	5.875	33.985	29.829	7.771	63.720
Lebanon / 23-03-2032	USD	1,000.00	1,000.00	7.000	100.000	5.880	6.820	5.880	32.639	28.515	8.090	68.947
Lebanon / 17-05-2033	USD	1,500.00	1,500.00	8.200	100.000	5.875	7.375	5.875	28.836	24.679	9.249	89.610
Lebanon / 17-05-2034	USD	1,500.00	1,500.00	8.250	100.000	5.875	7.375	5.875	26.177	22.019	10.242	109.450
Lebanon / 02-11-2035	USD	600.00	600.00	7.050	100.000	5.875	7.375	5.875	23.073	18.501	11.692	141.967
Lebanon / 27-07-2035	USD	1,500.00	1,500.00	12.000	100.000	5.875	7.375	5.875	23.579	19.424	11.429	135.770
Lebanon / 23-03-2037	USD	750.00	750.00	7.250	100.000	5.875	7.375	5.875	20.727	16.571	13.077	176.962
TOTAL PUBLIC SECTOR EUROBONDS		**28,382.469**	**31,314.13**									

BDL EURO CDS

MATURITY	SIZE MM	TYPE	COUPON	Issue P.	BID $	Ask $	MID. P	YIELD	SPREAD	DURATION	CONVEXITY
Not Available											

LEBANESE PRIVATE SECTOR DEBT

MATURITY	SIZE MM	TYPE	COUPON	Issue P.	BID $	Ask $	MID. P	YIELD	SPREAD	DURATION	CONVEXITY
Bank Audi S.A.L/16-10-2023	USD 350	Bond	6.75	100	42.50	44.50	42.50	114.57	125.36	0.70	0.64

World Yields in Native Terms	O/N	3 Months	6 Months	9 Months	1 Year	2 Years	3 Years	5 Years	7 Years	10 Years	30 Years
EUR	-	1.13	1.73	2.03	2.26	2.15	2.08	2.17	2.15	2.28	2.20
U.S.A	-	4.13	4.59	--	4.77	4.68	4.61	4.33	4.24	4.14	4.22
U.K	-	2.86	3.80	--	2.95	3.04	3.13	3.40	3.56	3.56	3.79
Japan	-	-0.09	-0.12	-0.12	-0.08	-0.04	-0.03	0.09	0.23	0.26	1.59

Libor	USD	EUR	JPY	GBP
1 Months	3.86	0.00	-0.06	2.97
2 Months	0.00	0.00	0.00	0.00
3 Months	4.55	0.00	-0.03	3.43
6 Months	5.01	0.00	0.04	4.04
1 Year	5.67	0.00	0.00	0.00

Spot Rates	Bid	Ask
Lebanese Pound	1505.70	1518.70
Euro	1.00	0.9983
British Sterling Pound	1.14	1.1449
Japanese Yen	146.65	146.6800
Gold	1677.32	1677.83

Lebanese Republic USD Eurobonds Yield Curve

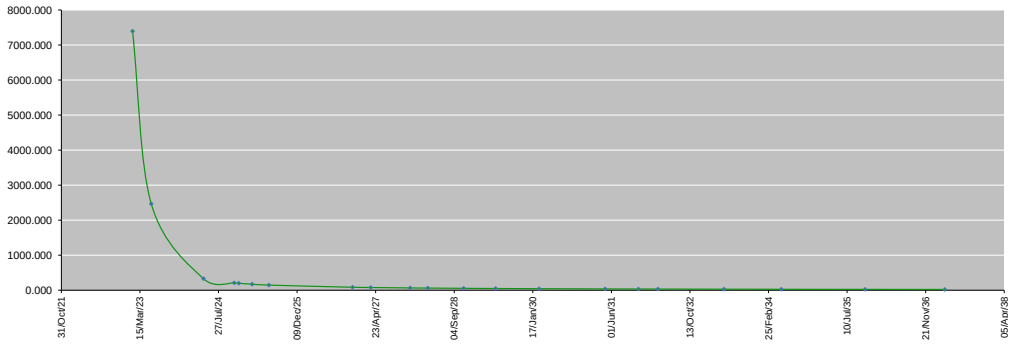

Disclaimer: The Capital Markets Authority (CMA) publishes reports for general information purposes only. However, under no circumstances the CMA will accept any responsibility or liability in connection with the use of the information provided in these reports or on this website.
(Source: Thomson Reuters Eikon)

Contact us by email: research@cma.gov.lb