هيئة الأسواق المالية
CAPITAL MARKETS AUTHORITY
LEBANON

COMMUNICATION AND RESEARCH DEPARTMENT
CAPITAL MARKETS AUTHORITY

Beirut Stock Exchange
Equity Market

DAILY REPORT
Prices and Indices
as at the closing of
31-Jan-23

LISTED COMPANIES	LISTED SHARES (MM)	LISTED MARKET CAP. (MM $)	TOTAL ORDINARY SHARES (MM)	PREFERRED SHARES (MM)	PREFERRED SHARES ISSUE PRICE USD	TOTAL MARKET CAP. (MM $)	CUR.	TRADED VOLUME	TRADED VALUE USD	CLOSING PRICE	OPEN PRICE	HIGH PRICE	LOW PRICE	PREVIOUS PRICE
SOLIDERE A	100.00	6,380.00	100.00			6,380.00	USD	2,420	154,355	63.80	64.00	64.25	63.60	63.30
SOLIDERE B	65.00	4,121.00	65.00			4,121.00	USD	1,398	88,622	63.40	64.00	64.00	63.15	63.50
BQ.LIB. POUR LE COMMERCE	71.03	66.06	214.00			199.02	USD	-	-	0.93	-	-	-	0.93
BQ.LIB. POUR LE COMMERCE PREF. "D"	0.75	44.63		0.75		44.63	USD	-	-	59.50	-	-	-	59.50
BQ.LIB. POUR LE COMMERCE PREF. "E"	0.26	15.68		0.26		15.68	USD	-	-	59.50	-	-	-	59.50
BANQUE AUDI	588.54	918.12	588.54			918.12	USD	26,000	40,560	1.56	1.56	1.56	1.56	1.49
BANQUE AUDI GDR	119.64	166.30	119.64			166.30	USD	8,849	12,300	1.39	1.39	1.39	1.39	1.39
BANQUE AUDI PREFERRED "H"	0.75	55.50		0.75	100.00	55.50	USD	-	-	74.00	-	-	-	74.00
BANQUE AUDI PREFERRED "I"	2.50	107.25		2.50	100.00	107.25	USD	-	-	42.90	-	-	-	42.90
BANQUE AUDI PREFERRED "J"	2.75	115.50		2.75	100.00	115.50	USD	-	-	42.00	-	-	-	42.00
BANK OF BEIRUT	25.56	383.40	61.00			914.96	USD	-	-	15.00	-	-	-	15.00
BANK OF BEIRUT PRIORITY	0.00	-		3.57	0.00	74.97	USD	-	-	21.00	-	-	-	21.00
BANK OF BEIRUT PREFERRED SHARES "H"	5.40	135.00		5.40	25.00	135.00	USD	-	-	25.00	-	-	-	25.00
BANK OF BEIRUT PREFERRED SHARES "I"	5.00	125.00		5.00	25.00	125.00	USD	-	-	25.00	-	-	-	25.00
BANK OF BEIRUT PREFERRED SHARES "J"	3.00	75.00		3.00	25.00	75.00	USD	-	-	25.00	-	-	-	25.00
BANK OF BEIRUT PREFERRED SHARES "K"	4.00	100.00		4.00	25.00	100.00	USD	-	-	25.00	-	-	-	25.00
BYBLOS BANK	565.52	424.14	565.52			424.14	USD	20,000	15,000	0.75	0.75	0.75	0.75	0.75
BYBLOS BANK GDR	1.31	26.18	1.31			26.18	USD	-	-	20.00	-	-	-	20.00
BYBLOS BANK PREFERRED SHARES 2008	2.00	54.00		2.00	100.00	54.00	USD	-	-	27.00	-	-	-	27.00
BYBLOS BANK PREFERRED SHARES 2009	2.00	75.96		2.00	96.00	75.96	USD	-	-	37.98	-	-	-	37.98
BEMO Bank	77.50	89.13	77.50			89.13	USD	100	115	1.15	1.15	1.15	1.15	1.15
BEMO PREFERRED 2013	0.35	17.50		0.35	100.00	17.50	USD	-	-	50.00	-	-	-	50.00
BLOM BANK GDR	73.90	210.60	73.90			210.60	USD	22,000	62,700	2.85	2.85	2.85	2.85	2.65
BLOM BANK	215.00	571.90	215.00			571.90	USD	-	-	2.66	-	-	-	2.66
HOLCIM Liban	19.52	606.95	19.52			606.95	USD	-	-	31.10	-	-	-	31.10
STE DES CIMENTS BLANCS N	9.00	103.50	9.00			103.50	USD	-	-	11.50	-	-	-	11.50
TOTAL EXECUTED	**1,960.27**	**14,988.29**	**2,109.91**	**32.33**		**15,727.77**		**80,767.00**	**373,652.00**					
Official USD Closing	1507.5													

LEBANESE GLOBAL DEPOSITARY RECEIPTS	SHARES MM	BID $	ASK $	MID PRICE $
BLOM BANK	73.90	record could nc	record could no	record could not be found
BYBLOS BANK	1.31	record could nc	record could no	record could not be found
AUDI BANK	116.24	record could nc	record could no	record could not be found

STOCK INDEX	VALUE	PREVIOUS VALUE	% OF CHANGE
MARKET VALUE WEIGHTED INDEX	2390.69	2370.97	0.83%
NUMBER OF TRANSACTIONS	14		

BEIRUT STOCK EXCHANGE DAILY TRADING VOLUME

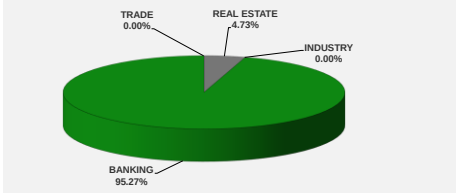

BEIRUT STOCK EXCHANGE DAILY TRADING VALUE $

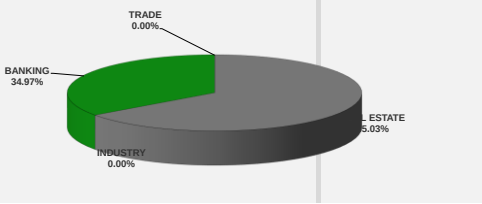

Disclaimer: The Capital Markets Authority (CMA) publishes reports for general information purposes only. However, under no circumstances the CMA will accept any responsibility or liability in connection with the use of the information provided in these reports or on this website.
(Source: Thomson Reuters Eikon)

Contact us by email: research@cma.gov.lb

هيئة الأسواق المالية
CAPITAL MARKETS AUTHORITY
LEBANON

COMMUNICATION AND RESEARCH DEPARTMENT

CAPITAL MARKETS AUTHORITY

Luxembourg Stock Exchange

Lebanese Public Sector Eurobonds

DAILY REPORT
Prices and Yields

as at the closing of

31-Jan-23

MATURITY	CURRENCY	ISSUED AMMOUNT (MM)	OUTSTANDING AMOUNT (MM)	COUPON	ISSUE P.	BID$	ASK$	MID. P	YIELD	SPREAD 3 MONTH US TREASURY	DURATION	CONVEXITY
Lebanon / 9-03-2020	USD	1,200.00	1,200.00	6.375	100.000							
Lebanon / 12-04-2020	USD	700.00	700.00	5.800	100.000							
Lebanon / 19-06-2020	USD	600.00	600.00	6.150	100.000	6.375	7.375	6.375	134414.203	0.000	0.000	0.000
Lebanon / 12-04-2021	USD	2,092.47	2,092.47	8.250	100.000	6.375	7.375	6.375	291272.719	0.000	0.000	0.000
Lebanon / 27-05-2022	USD	500.00	500.00	6.250	100.000	6.375	7.375	6.375	364000.000	0.000	0.000	0.000
Lebanon / 04-10-2022	USD	1,540.00	1,540.00	6.100	100.000	6.375	7.375	6.375	590086.938	0.000	0.000	0.000
Lebanon / 27-01-2023	USD	1,100.00	1,100.00	6.000	100.000	6.375	7.375	6.375	540000.000	0.000	0.000	0.000
Lebanon / 26-05-2023	USD	500.00	500.00	6.400	100.000	6.375	7.375	6.375	4637.771	4860.829	0.022	0.000
Lebanon / 22-04-2024	USD	700.00	700.00	6.650	100.000	6.250	7.250	6.250	421.763	487.086	0.406	0.230
Lebanon / 04-11-2024	USD	500.00	538.47	6.250	100.000	6.000	7.000	6.000	245.682	242.453	0.806	0.835
Lebanon / 03-12-2024	USD	250.00	250.00	7.000	100.000	5.625	6.625	5.625	237.915	234.373	0.858	0.937
Lebanon / 26-02-2025	USD	800.00	800.00	6.200	100.000	6.000	7.000	6.000	195.038	190.963	1.067	1.413
Lebanon / 12-06-2025	USD	800.00	800.00	6.250	100.000	6.250	7.250	6.250	159.766	155.888	1.334	2.160
Lebanon / 27-11-2026	USD	1,600.00	1,600.00	6.600	100.000	6.375	7.375	6.375	86.771	82.948	2.690	8.185
Lebanon / 23-03-2027	USD	1,250.00	1,250.00	6.850	100.000	6.125	7.125	6.125	80.192	76.678	2.984	9.982
Lebanon / 29-11-2027	USD	1,000.00	1,000.00	6.750	100.000	6.125	7.125	6.125	67.127	63.542	3.642	14.640
Lebanon / 20-03-2028	USD	500.00	893.20	6.650	100.000	6.375	7.375	6.375	54.061	50.446	4.558	22.586
Lebanon / 03-11-2028	USD	700.00	1,700.00	7.000	100.000	6.000	7.000	6.000	63.052	59.481	3.934	16.980
Lebanon / 25-05-2029	USD	1,000.00	1,000.00	6.850	100.000	6.125	7.125	6.125	49.505	45.938	5.093	27.990
Lebanon / 27-11-2029	USD	1,500.00	1,500.00	11.500	100.000	5.875	6.875	5.875	46.199	42.625	5.573	33.340
Lebanon / 26-02-2030	USD	1,400.00	1,400.00	6.650	100.000	6.125	7.125	6.125	43.696	39.442	5.832	36.417
Lebanon / 22-04-2031	USD	300.00	300.00	7.000	100.000	6.125	7.125	6.125	37.021	33.437	6.971	51.550
Lebanon / 20-11-2031	USD	1,000.00	2,500.00	7.150	100.000	6.000	7.000	6.000	34.668	31.146	7.534	59.990
Lebanon / 23-03-2032	USD	1,000.00	1,000.00	7.000	100.000	5.800	7.532	5.800	33.703	30.199	7.883	65.542
Lebanon / 17-05-2033	USD	1,500.00	1,500.00	8.200	100.000	6.000	7.000	6.000	29.293	25.766	9.012	85.160
Lebanon / 17-05-2034	USD	1,500.00	1,500.00	8.250	100.000	6.000	7.000	6.000	26.534	23.005	10.005	104.520
Lebanon / 02-11-2035	USD	600.00	600.00	7.050	100.000	6.125	7.125	6.125	23.149	19.322	11.463	136.543
Lebanon / 27-07-2035	USD	1,500.00	1,500.00	12.000	100.000	5.875	6.875	5.875	24.039	20.505	11.183	130.060
Lebanon / 23-03-2037	USD	750.00	750.00	7.250	100.000	6.250	7.250	6.250	20.599	17.069	12.856	171.123
TOTAL PUBLIC SECTOR EUROBONDS		**28,382.469**	**31,314.13**									

BDL EURO CDS

MATURITY	SIZE MM	TYPE	COUPON	Issue P.	BID $	Ask $	MID. P	YIELD	SPREAD	DURATION	CONVEXITY
Not Available											

LEBANESE PRIVATE SECTOR DEBT

MATURITY	SIZE MM	TYPE	COUPON	Issue P.	BID $	Ask $	MID. P	YIELD	SPREAD	DURATION	CONVEXITY
Bank Audi S.A.L/16-10-2023	USD 350	Bond	6.75	100	42.50	44.50	42.50	114.57	125.36	0.70	0.64

World Yields in Native Terms	O/N	3 Months	6 Months	9 Months	1 Year	2 Years	3 Years	5 Years	7 Years	10 Years	30 Years
EUR	-	2.20	2.50	2.70	2.75	2.67	2.58	2.33	2.28	2.31	2.25
U.S.A	-	4.71	4.88	--	4.75	4.24	3.95	3.66	3.61	3.54	3.65
U.K	-	3.96	4.17	--	3.48	3.48	3.22	3.24	3.36	3.36	3.72
Japan	-	-0.14	-0.12	-0.08	-0.04	-0.01	0.04	0.19	0.42	0.49	1.61

Libor	USD	EUR	JPY	GBP
1 Months	4.57	0.00	0.00	3.83
2 Months	0.00	0.00	0.00	0.00
3 Months	4.83	0.00	0.00	4.10
6 Months	5.10	0.00	0.00	4.46
1 Year	5.32	0.00	0.00	0.00

Spot Rates	Bid	Ask
Lebanese Pound	1505.50	1518.50
Euro	1.08	1.0827
British Sterling Pound	1.23	1.2316
Japanese Yen	130.39	130.4200
Gold	1904.24	1904.40

Lebanese Republic USD Eurobonds Yield Curve

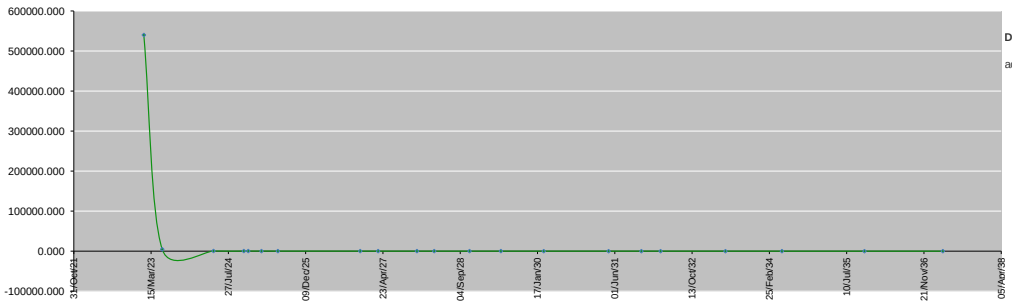

Disclaimer: The Capital Markets Authority (CMA) publishes reports for general information purposes only. However, under no circumstances the CMA will accept any responsibility or liability in connection with the use of the information provided in these reports or on this website.
(Source: Thomson Reuters Eikon)

Contact us by email: research@cma.gov.lb