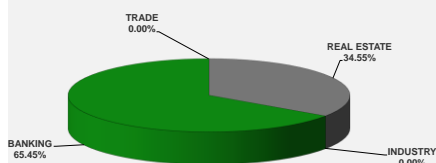


LISTED COMPANIES	LISTED SHARES	LISTED MARKET CAP.	TOTAL ORDINARY SHARES	PREFERRED SHARES	PREFERRED SHARES ISSUE PRICE	TOTAL MARKET CAP.	CUR.	TRADED VOLUME	TRADED VALUE	CLOSING PRICE	OPEN PRICE	HIGH PRICE	LOW PRICE	PREVIOUS PRICE
	(MM)	(MM \$)	(MM)	(MM)	USD	(MM \$)			USD					
SOLIDERE A	100.00	6,440.00	100.00			6,440.00	USD	750	48,313	64.40	64.95	64.95	64.15	64.90
SOLIDERE B	65.00	4,160.00	65.00			4,160.00	USD	1,889	120,921	64.00	64.05	64.05	64.00	64.65
BQ.LIB. POUR LE COMMERCE	71.03	66.06	214.00			199.02	USD	-	-	0.93	-	-	-	0.93
BQ.LIB. POUR LE COMMERCE PRAF. "D"	0.75	44.63		0.75		44.63	USD	-	-	59.50	-	-	-	59.50
BQ.LIB. POUR LE COMMERCE PRAF. "E"	0.26	15.68		0.26		15.68	USD	-	-	59.50	-	-	-	59.50
BANQUE AUDI	588.54	918.12	588.54			918.12	USD	-	-	1.56	-	-	-	1.56
BANQUE AUDI GDR	119.64	166.30	119.64			166.30	USD	-	-	1.39	-	-	-	1.39
BANQUE AUDI PREFERRED "H"	0.75	55.50		0.75	100.00	55.50	USD	-	-	74.00	-	-	-	74.00
BANQUE AUDI PREFERRED "I"	2.50	107.25		2.50	100.00	107.25	USD	-	-	42.90	-	-	-	42.90
BANQUE AUDI PREFERRED "J"	2.75	115.50		2.75	100.00	115.50	USD	-	-	42.00	-	-	-	42.00
BANK OF BEIRUT	25.56	383.40	61.00			914.96	USD	-	-	15.00	-	-	-	15.00
BANK OF BEIRUT PRIORITY	0.00	-		3.57	0.00	74.97	USD	-	-	21.00	-	-	-	21.00
BANK OF BEIRUT PREFERRED SHARES "H"	5.40	135.00		5.40	25.00	135.00	USD	-	-	25.00	-	-	-	25.00
BANK OF BEIRUT PREFERRED SHARES "I"	5.00	125.00		5.00	25.00	125.00	USD	-	-	25.00	-	-	-	25.00
BANK OF BEIRUT PREFERRED SHARES "J"	3.00	75.00		3.00	25.00	75.00	USD	-	-	25.00	-	-	-	25.00
BANK OF BEIRUT PREFERRED SHARES "K"	4.00	100.00		4.00	25.00	100.00	USD	-	-	25.00	-	-	-	25.00
BYBLOS BANK	565.52	424.14	565.52			424.14	USD	5,000	3,750	0.75	0.75	0.75	0.75	0.70
BYBLOS BANK GDR	1.31	26.18	1.31			26.18	USD	-	-	20.00	-	-	-	20.00
BYBLOS BANK PREFERRED SHARES 2008	2.00	54.00		2.00	100.00	54.00	USD	-	-	27.00	-	-	-	27.00
BYBLOS BANK PREFERRED SHARES 2009	2.00	75.96		2.00	96.00	75.96	USD	-	-	37.98	-	-	-	37.98
BEMO Bank	77.50	89.13	77.50			89.13	USD	-	-	1.15	-	-	-	1.15
BEMO PREFERRED 2013	0.35	17.50		0.35	100.00	17.50	USD	-	-	50.00	-	-	-	50.00
BLOM BANK GDR	73.90	214.30	73.90			214.30	USD	-	-	2.90	-	-	-	2.90
BLOM BANK	215.00	537.50	215.00			537.50	USD	-	-	2.50	-	-	-	2.50
HOLCIM Liban	19.52	627.44	19.52			627.44	USD	-	-	32.15	-	-	-	32.15
STE DES CEMENTS BLANCS N	9.00	130.50	9.00			130.50	USD	-	-	14.50	-	-	-	14.50

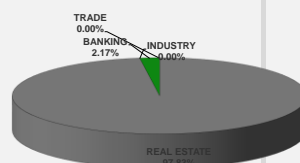
TOTAL EXECUTED	1,960.27	15,104.08	2,109.91	32.33	15,843.56	7,639.00	172,984.00
Official USD Closing	15,000						

LEBANESE GLOBAL DEPOSITARY RECEIPTS	SHARES MM	BID \$	ASK \$	MID PRICE \$	STOCK INDEX	VALUE	PREVIOUS VALUE	% OF CHANGE
BLOM BANK	73.90	record could not be found	record could not be found	record could not be found	MARKET VALUE WEIGHTED INDEX	2435.90	2478.16	-1.71%
BYBLOS BANK	1.31	record could not be found	record could not be found	record could not be found	NUMBER OF TRANSACTIONS	7		
AUDI BANK	116.24	record could not be found	record could not be found	record could not be found				

BEIRUT STOCK EXCHANGE DAILY TRADING VOLUME



BEIRUT STOCK EXCHANGE DAILY TRADING VALUE \$



Disclaimer: The Capital Markets Authority (CMA) publishes reports for general information purposes only. However, under no circumstances the CMA will accept any responsibility or liability in connection with the use of the information provided in these reports or on this website.
(Source: Thomson Reuters Eikon)

MATURITY	CURRENCY	ISSUED AMOUNT (MM)	OUTSTANDING AMOUNT (MM)	COUPON	ISSUE P.	BIDS	ASK\$	MID. P	YIELD	SPREAD 3 MONTH US TREASURY	DURATION	CONVEXITY
Lebanon / 9-03-2020	USD	1,200.00	1,200.00	6.375	100.000							
Lebanon / 12-04-2020	USD	700.00	700.00	5.800	100.000							
Lebanon / 19-06-2020	USD	600.00	600.00	6.150	100.000	7.000	8.000	7.000	134414.203	0.000	0.000	0.000
Lebanon / 12-04-2021	USD	2,092.47	2,092.47	8.250	100.000	7.000	8.000	7.000	291272.719	0.000	0.000	0.000
Lebanon / 27-05-2022	USD	500.00	500.00	6.250	100.000	7.000	8.000	7.000	364000.000	0.000	0.000	0.000
Lebanon / 04-10-2022	USD	1,540.00	1,540.00	6.100	100.000	7.000	8.000	7.000	590086.938	0.000	0.000	0.000
Lebanon / 27-01-2023	USD	1,100.00	1,100.00	6.000	100.000	7.000	8.000	7.000	540000.000	0.000	0.000	0.000
Lebanon / 26-05-2023	USD	500.00	500.00	6.400	100.000	7.000	8.000	7.000	4831.169	5071.630	0.021	0.000
Lebanon / 22-04-2024	USD	700.00	700.00	6.650	100.000	7.000	8.000	7.000	416.829	483.433	0.394	0.220
Lebanon / 04-11-2024	USD	500.00	538.47	6.250	100.000	7.000	8.000	7.000	234.465	230.808	0.805	0.837
Lebanon / 03-12-2024	USD	250.00	250.00	7.000	100.000	6.875	7.875	6.875	221.706	217.665	0.868	0.963
Lebanon / 26-02-2025	USD	800.00	800.00	6.200	100.000	6.875	7.875	6.875	187.367	182.820	1.064	1.411
Lebanon / 12-06-2025	USD	800.00	800.00	6.250	100.000	6.875	7.875	6.875	156.187	151.889	1.322	2.130
Lebanon / 27-11-2026	USD	1,600.00	1,600.00	6.600	100.000	6.875	7.875	6.875	85.050	80.853	2.675	8.105
Lebanon / 23-03-2027	USD	1,250.00	1,250.00	6.850	100.000	6.875	7.875	6.875	77.221	73.361	2.983	9.986
Lebanon / 29-11-2027	USD	1,000.00	1,000.00	6.750	100.000	6.875	7.875	6.875	64.588	60.661	3.642	14.650
Lebanon / 20-03-2028	USD	500.00	893.20	6.650	100.000	6.875	7.875	6.875	52.828	48.875	4.546	22.472
Lebanon / 03-11-2028	USD	700.00	1,700.00	7.000	100.000	6.375	7.375	6.375	62.077	58.167	3.914	16.830
Lebanon / 25-05-2029	USD	1,000.00	1,000.00	6.850	100.000	6.875	7.875	6.875	47.582	43.728	5.095	28.030
Lebanon / 27-11-2029	USD	1,500.00	1,500.00	11.500	100.000	6.875	7.875	6.875	43.672	39.812	5.592	33.580
Lebanon / 26-02-2030	USD	1,400.00	1,400.00	6.650	100.000	6.875	7.875	6.875	41.984	37.371	5.835	36.474
Lebanon / 22-04-2031	USD	300.00	300.00	7.000	100.000	6.875	7.875	6.875	35.557	31.689	6.976	51.630
Lebanon / 20-11-2031	USD	1,000.00	2,500.00	7.150	100.000	6.875	7.875	6.875	33.028	29.296	7.547	60.210
Lebanon / 23-03-2032	USD	1,000.00	1,000.00	7.000	100.000	6.877	8.059	6.877	31.691	27.980	7.891	65.688
Lebanon / 17-05-2033	USD	1,500.00	1,500.00	8.200	100.000	6.875	7.875	6.875	27.902	24.165	9.026	85.440
Lebanon / 17-05-2034	USD	1,500.00	1,500.00	8.250	100.000	6.875	7.875	6.875	25.272	21.532	10.019	104.840
Lebanon / 02-11-2035	USD	600.00	600.00	7.050	100.000	6.875	7.875	6.875	22.217	18.261	11.469	136.723
Lebanon / 27-07-2035	USD	1,500.00	1,500.00	12.000	100.000	6.875	7.875	6.875	22.714	18.969	11.207	130.640
Lebanon / 23-03-2037	USD	750.00	750.00	7.250	100.000	6.875	7.875	6.875	19.918	16.178	12.855	171.109
TOTAL PUBLIC SECTOR EUROBONDS		28,382.469	31,314.13									

BDL EURO CDS												
MATURITY	SIZE MM	TYPE	COUPON	Issue P.	BID \$	Ask \$	MID. P	YIELD	SPREAD	DURATION	CONVEXITY	
Not Available												

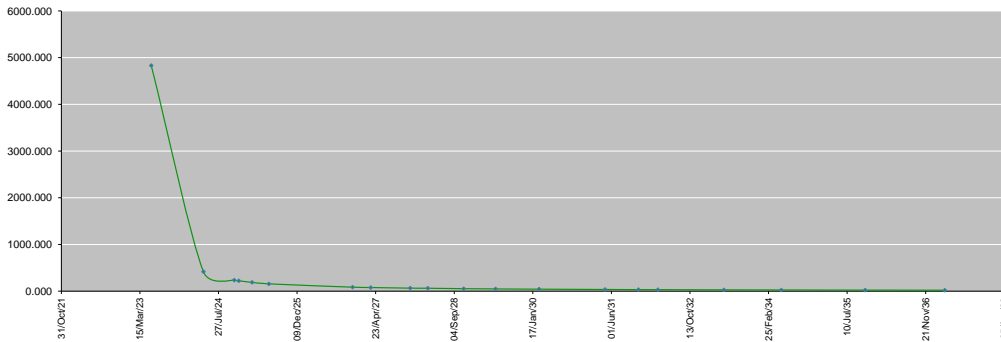
LEBANESE PRIVATE SECTOR DEBT												
MATURITY	SIZE MM	TYPE	COUPON	Issue P.	BID \$	Ask \$	MID. P	YIELD	SPREAD	DURATION	CONVEXITY	
Bank Audi S.A.L/16-10-2023	USD 350	Bond	6.75	100	42.50	44.50	42.50	114.57	125.36	0.70	0.64	

World Yields in Native Terms	O/N	3 Months	6 Months	9 Months	1 Year	2 Years	3 Years	5 Years	7 Years	10 Years	30 Years
EUR	-	2.62	2.86	3.04	3.03	2.84	2.61	2.49	2.37	2.41	2.34
U.S.A	-	4.81	5.03	--	4.99	4.61	4.30	3.98	3.88	3.74	3.77
U.K	-	4.00	4.22	--	3.79	3.70	3.36	3.37	3.47	3.42	3.81
Japan	-	-0.18	-0.15	-0.08	-0.08	-0.01	0.02	0.20	0.41	0.51	1.49

Libor	USD	EUR	JPY	GBP
1 Months	4.59	0.00	0.00	3.96
2 Months	0.00	0.00	0.00	0.00
3 Months	4.86	0.00	0.00	4.20
6 Months	5.15	0.00	0.00	4.54
1 Year	5.51	0.00	0.00	0.00

Spot Rates	Bid	Ask
Lebanese Pound	15000.00	15020.00
Euro	1.07	1.0722
British Sterling Pound	1.21	1.2077
Japanese Yen	133.34	133.3500
Gold	1833.10	1836.10

Lebanese Republic USD Eurobonds Yield Curve



Disclaimer: The Capital Markets Authority (CMA) publishes reports for general information purposes only. However, under no circumstances the CMA will accept any responsibility or liability in connection with the use of the information provided in these reports or on this website.
(Source: Thomson Reuters Eikon)

Contact us by email: research@cma.gov.lb