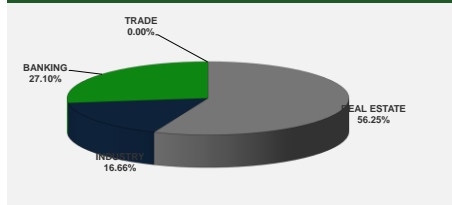


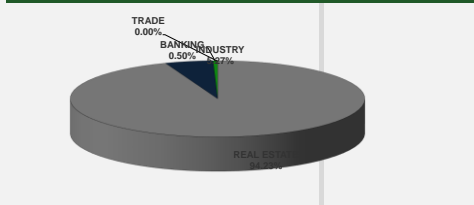
LISTED COMPANIES	LISTED SHARES	LISTED MARKET CAP.	TOTAL ORDINARY SHARES	PREFERRED SHARES	PREFERRED SHARES ISSUE PRICE	TOTAL MARKET CAP.	CUR.	TRADED VOLUME	TRADED VALUE	CLOSING PRICE	OPEN PRICE	HIGH PRICE	LOW PRICE	PREVIOUS PRICE
	(MM)	(MM \$)	(MM)	(MM)	USD	(MM \$)			USD					
SOLIDERE A	100.00	6,760.00	100.00			6,760.00	USD	8,686	587,034	67.60	66.20	68.20	66.20	66.70
SOLIDERE B	65.00	4,374.50	65.00			4,374.50	USD	1,693	113,932	67.30	67.00	68.00	66.80	66.20
BQ.LIB. POUR LE COMMERCE	71.03	66.06	214.00			199.02	USD	-	-	0.93	-	-	-	0.93
BQ.LIB. POUR LE COMMERCE PRAF. "D"	0.75	44.63		0.75		44.63	USD	-	-	59.50	-	-	-	59.50
BQ.LIB. POUR LE COMMERCE PRAF. "E"	0.26	15.68		0.26		15.68	USD	-	-	59.50	-	-	-	59.50
BANQUE AUDI	588.54	918.12	588.54			918.12	USD	-	-	1.56	-	-	-	1.56
BANQUE AUDI GDR	119.64	166.30	119.64			166.30	USD	-	-	1.39	-	-	-	1.39
BANQUE AUDI PREFERRED "H"	0.75	55.50		0.75	100.00	55.50	USD	-	-	74.00	-	-	-	74.00
BANQUE AUDI PREFERRED "I"	2.50	107.25		2.50	100.00	107.25	USD	-	-	42.90	-	-	-	42.90
BANQUE AUDI PREFERRED "J"	2.75	115.50		2.75	100.00	115.50	USD	-	-	42.00	-	-	-	42.00
BANK OF BEIRUT	25.56	383.40	61.00			914.96	USD	-	-	15.00	-	-	-	15.00
BANK OF BEIRUT PRIORITY	0.00	-		3.57	0.00	74.97	USD	-	-	21.00	-	-	-	21.00
BANK OF BEIRUT PREFERRED SHARES "H"	5.40	135.00		5.40	25.00	135.00	USD	-	-	25.00	-	-	-	25.00
BANK OF BEIRUT PREFERRED SHARES "I"	5.00	125.00		5.00	25.00	125.00	USD	-	-	25.00	-	-	-	25.00
BANK OF BEIRUT PREFERRED SHARES "J"	3.00	75.00		3.00	25.00	75.00	USD	-	-	25.00	-	-	-	25.00
BANK OF BEIRUT PREFERRED SHARES "K"	4.00	100.00		4.00	25.00	100.00	USD	-	-	25.00	-	-	-	25.00
BYBLOS BANK	565.52	424.14	565.52			424.14	USD	5,000	3,750	0.75	0.75	0.75	0.75	0.75
BYBLOS BANK GDR	1.31	26.18	1.31			26.18	USD	-	-	20.00	-	-	-	20.00
BYBLOS BANK PREFERRED SHARES 2008	2.00	54.00		2.00	100.00	54.00	USD	-	-	27.00	-	-	-	27.00
BYBLOS BANK PREFERRED SHARES 2009	2.00	75.96		2.00	96.00	75.96	USD	-	-	37.98	-	-	-	37.98
BEMO Bank	77.50	89.13	77.50			89.13	USD	-	-	1.15	-	-	-	1.15
BEMO PREFERRED 2013	0.35	17.50		0.35	100.00	17.50	USD	-	-	50.00	-	-	-	50.00
BLOM BANK GDR	73.90	214.30	73.90			214.30	USD	-	-	2.90	-	-	-	2.90
BLOM BANK	215.00	537.50	215.00			537.50	USD	-	-	2.50	-	-	-	2.50
HOLCIM Liban	19.52	627.44	19.52			627.44	USD	-	-	32.15	-	-	-	32.15
STE DES CEMENTS BLANCS N	9.00	114.75	9.00			114.75	USD	3,074	39,194	12.75	12.75	12.75	12.75	14.50
TOTAL EXECUTED	1,960.27	15,622.83	2,109.91	32.33		16,362.31		18,453.00	743,910.00					
Official USD Closing	15,000													

LEBANESE GLOBAL DEPOSITARY RECEIPTS	SHARES MM	BID \$	ASK \$	MID PRICE \$	STOCK INDEX	VALUE	PREVIOUS VALUE	% OF CHANGE
BLOM BANK	73.90	record could not be found	record could not be found	record could not be found	MARKET VALUE WEIGHTED INDEX	2685.86	2609.16	2.94%
BYBLOS BANK	1.31	record could not be found	record could not be found	record could not be found	NUMBER OF TRANSACTIONS	13		
AUDI BANK	116.24	record could not be found	record could not be found	record could not be found				

BEIRUT STOCK EXCHANGE DAILY TRADING VOLUME



BEIRUT STOCK EXCHANGE DAILY TRADING VALUE \$



Disclaimer: The Capital Markets Authority (CMA) publishes reports for general information purposes only. However, under no circumstances the CMA will accept any responsibility or liability in connection with the use of the information provided in these reports or on this website.
(Source: Thomson Reuters Eikon)

MATURITY	CURRENCY	ISSUED AMMOUNT (MM)	OUTSTANDING AMOUNT (MM)	COUPON	ISSUE P.	BID\$	ASK\$	MID. P	SPREAD 3 MONTH US		DURATION	CONVEXITY
									YIELD	TREASURY		
Lebanon / 9-03-2020	USD	1,200.00	1,200.00	6.375	100.000							
Lebanon / 12-04-2020	USD	700.00	700.00	5.800	100.000							
Lebanon / 19-06-2020	USD	600.00	600.00	6.150	100.000	6.875	7.875	6.875	134414.203	0.000	0.000	0.000
Lebanon / 12-04-2021	USD	2,092.47	2,092.47	8.250	100.000	6.875	7.875	6.875	291272.719	0.000	0.000	0.000
Lebanon / 27-05-2022	USD	500.00	500.00	6.250	100.000	6.875	7.875	6.875	364000.000	0.000	0.000	0.000
Lebanon / 04-10-2022	USD	1,540.00	1,540.00	6.100	100.000	6.875	7.875	6.875	590086.938	0.000	0.000	0.000
Lebanon / 27-01-2023	USD	1,100.00	1,100.00	6.000	100.000	6.875	7.875	6.875	540000.000	0.000	0.000	0.000
Lebanon / 26-05-2023	USD	500.00	500.00	6.400	100.000	6.875	7.875	6.875	5300.396	5568.693	0.019	0.000
Lebanon / 22-04-2024	USD	700.00	700.00	6.650	100.000	6.875	7.875	6.875	433.470	507.608	0.378	0.200
Lebanon / 04-11-2024	USD	500.00	538.47	6.250	100.000	6.875	7.875	6.875	240.687	236.958	0.785	0.798
Lebanon / 03-12-2024	USD	250.00	250.00	7.000	100.000	6.875	7.875	6.875	225.166	221.039	0.852	0.930
Lebanon / 26-02-2025	USD	800.00	800.00	6.200	100.000	6.875	7.875	6.875	189.858	185.170	1.047	1.370
Lebanon / 12-06-2025	USD	800.00	800.00	6.250	100.000	6.875	7.875	6.875	157.929	153.554	1.305	2.070
Lebanon / 27-11-2026	USD	1,600.00	1,600.00	6.600	100.000	6.875	7.875	6.875	85.573	81.265	2.657	7.998
Lebanon / 23-03-2027	USD	1,250.00	1,250.00	6.850	100.000	6.875	7.875	6.875	77.653	73.628	2.965	9.867
Lebanon / 29-11-2027	USD	1,000.00	1,000.00	6.750	100.000	6.875	7.875	6.875	64.890	60.797	3.624	14.510
Lebanon / 20-03-2028	USD	500.00	893.20	6.650	100.000	6.875	7.875	6.875	53.030	48.912	4.527	22.290
Lebanon / 03-11-2028	USD	700.00	1,700.00	7.000	100.000	6.875	7.875	6.875	60.404	56.326	3.923	16.900
Lebanon / 25-05-2029	USD	1,000.00	1,000.00	6.850	100.000	6.875	7.875	6.875	47.746	43.701	5.076	27.830
Lebanon / 27-11-2029	USD	1,500.00	1,500.00	11.500	100.000	6.875	7.875	6.875	43.810	39.760	5.573	33.350
Lebanon / 26-02-2030	USD	1,400.00	1,400.00	6.650	100.000	6.875	7.875	6.875	42.112	37.409	5.816	36.241
Lebanon / 22-04-2031	USD	300.00	300.00	7.000	100.000	6.875	7.875	6.875	35.649	31.589	6.956	51.360
Lebanon / 20-11-2031	USD	1,000.00	2,500.00	7.150	100.000	6.875	7.875	6.875	33.107	29.181	7.528	59.910
Lebanon / 23-03-2032	USD	1,000.00	1,000.00	7.000	100.000	6.475	8.052	6.475	32.534	28.602	7.860	65.176
Lebanon / 17-05-2033	USD	1,500.00	1,500.00	8.200	100.000	6.875	7.875	6.875	27.959	24.028	9.007	85.080
Lebanon / 17-05-2034	USD	1,500.00	1,500.00	8.250	100.000	6.875	7.875	6.875	25.318	21.385	10.000	104.450
Lebanon / 02-11-2035	USD	600.00	600.00	7.050	100.000	6.875	7.875	6.875	22.253	18.085	11.450	136.270
Lebanon / 27-07-2035	USD	1,500.00	1,500.00	12.000	100.000	6.875	7.875	6.875	22.751	18.813	11.188	130.200
Lebanon / 23-03-2037	USD	750.00	750.00	7.250	100.000	6.875	7.875	6.875	19.947	16.013	12.835	170.601
TOTAL PUBLIC SECTOR EUROBONDS		28,382.469	31,314.13									

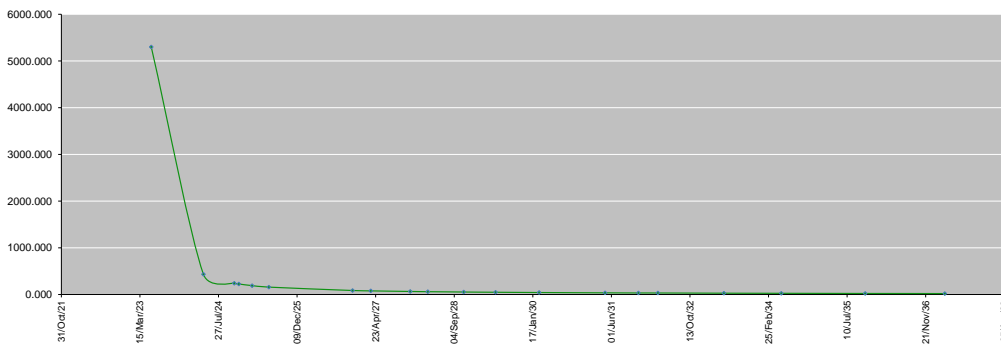
BDL EURO CDS												
MATURITY	SIZE MM	TYPE	COUPON	Issue P.	BID \$	Ask \$	MID. P	YIELD	SPREAD	DURATION	CONVEXITY	
Not Available												

LEBANESE PRIVATE SECTOR DEBT												
MATURITY	SIZE MM	TYPE	COUPON	Issue P.	BID \$	Ask \$	MID. P	YIELD	SPREAD	DURATION	CONVEXITY	
Bank Audi S.A.L/16-10-2023	USD 350	Bond	6.75	100	42.50	44.50	42.50	114.57	125.36	0.70	0.64	

World Yields in Native Terms												
	O/N	3 Months	6 Months	9 Months	1 Year	2 Years	3 Years	5 Years	7 Years	10 Years	30 Years	
EUR	-	2.62	2.91	3.09	3.04	2.94	2.74	2.60	2.52	2.54	2.48	
U.S.A	-	4.88	5.13	--	5.09	4.69	4.43	4.16	4.09	3.95	3.97	
U.K	-	4.03	4.26	--	4.04	3.98	3.59	3.61	3.71	3.66	4.04	
Japan	-	-0.12	-0.15	-0.08	-0.07	-0.03	0.04	0.25	0.47	0.51	1.46	

Libor					Spot Rates		
	USD	EUR	JPY	GBP		Bid	Ask
1 Months	4.59	0.00	0.00	3.97	Lebanese Pound	15000.00	15020.00
2 Months	0.00	0.00	0.00	0.00	Euro	1.06	1.0636
3 Months	4.91	0.00	0.00	4.22	British Sterling Pound	1.21	1.2088
6 Months	5.24	0.00	0.00	4.54	Japanese Yen	134.83	134.8400
1 Year	5.62	0.00	0.00	0.00	Gold	1837.40	1838.20

Lebanese Republic USD Eurobonds Yield Curve



Disclaimer: The Capital Markets Authority (CMA) publishes reports for general information purposes only. However, under no circumstances the CMA will accept any responsibility or liability in connection with the use of the information provided in these reports or on this website. (Source: Thomson Reuters Eikon)

Contact us by email: research@cma.gov.lb