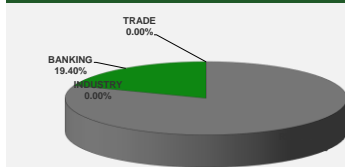


LISTED COMPANIES	LISTED SHARES	LISTED MARKET CAP.	TOTAL ORDINARY SHARES	PREFERRED SHARES	PREFERRED SHARES ISSUE PRICE	TOTAL MARKET CAP.	CUR.	TRADED VOLUME	TRADED VALUE	CLOSING PRICE	OPEN PRICE	HIGH PRICE	LOW PRICE	PREVIOUS PRICE
	(MM)	(MM \$)	(MM)	(MM)	USD	(MM \$)			USD					
SOLIDERE A	100.00	7,215.00	100.00			7,215.00	USD	15,541	1,115,971	72.15	70.90	75.00	70.10	69.75
SOLIDERE B	65.00	4,621.50	65.00			4,621.50	USD	1,082	76,952	71.10	70.00	72.90	69.15	68.05
BQ.LIB. POUR LE COMMERCE	71.03	66.06	214.00			199.02	USD	-	-	0.93	-	-	-	0.93
BQ.LIB. POUR LE COMMERCE PRAF. "D"	0.75	44.63		0.75		44.63	USD	-	-	59.50	-	-	-	59.50
BQ.LIB. POUR LE COMMERCE PRAF. "E"	0.26	15.68		0.26		15.68	USD	-	-	59.50	-	-	-	59.50
BANQUE AUDI	588.54	918.12	588.54			918.12	USD	-	-	1.56	-	-	-	1.56
BANQUE AUDI GDR	119.64	166.30	119.64			166.30	USD	-	-	1.39	-	-	-	1.39
BANQUE AUDI PREFERRED "H"	0.75	55.50		0.75	100.00	55.50	USD	-	-	74.00	-	-	-	74.00
BANQUE AUDI PREFERRED "I"	2.50	107.25		2.50	100.00	107.25	USD	-	-	42.90	-	-	-	42.90
BANQUE AUDI PREFERRED "J"	2.75	115.50		2.75	100.00	115.50	USD	-	-	42.00	-	-	-	42.00
BANK OF BEIRUT	25.56	383.40	61.00			914.96	USD	-	-	15.00	-	-	-	15.00
BANK OF BEIRUT PRIORITY	0.00	-		3.57	0.00	74.97	USD	-	-	21.00	-	-	-	21.00
BANK OF BEIRUT PREFERRED SHARES "H"	5.40	135.00		5.40	25.00	135.00	USD	-	-	25.00	-	-	-	25.00
BANK OF BEIRUT PREFERRED SHARES "I"	5.00	125.00		5.00	25.00	125.00	USD	-	-	25.00	-	-	-	25.00
BANK OF BEIRUT PREFERRED SHARES "J"	3.00	75.00		3.00	25.00	75.00	USD	-	-	25.00	-	-	-	25.00
BANK OF BEIRUT PREFERRED SHARES "K"	4.00	100.00		4.00	25.00	100.00	USD	-	-	25.00	-	-	-	25.00
BYBLOS BANK	565.52	424.14	565.52			424.14	USD	4,000	3,000	0.75	0.75	0.75	0.75	0.75
BYBLOS BANK GDR	1.31	26.18	1.31			26.18	USD	-	-	20.00	-	-	-	20.00
BYBLOS BANK PREFERRED SHARES 2008	2.00	54.00		2.00	100.00	54.00	USD	-	-	27.00	-	-	-	27.00
BYBLOS BANK PREFERRED SHARES 2009	2.00	75.96		2.00	96.00	75.96	USD	-	-	37.98	-	-	-	37.98
BEMO Bank	77.50	89.13	77.50			89.13	USD	-	-	1.15	-	-	-	1.15
BEMO PREFERRED 2013	0.35	17.50		0.35	100.00	17.50	USD	-	-	50.00	-	-	-	50.00
BLOM BANK GDR	73.90	214.30	73.90			214.30	USD	-	-	2.90	-	-	-	2.90
BLOM BANK	215.00	537.50	215.00			537.50	USD	-	-	2.50	-	-	-	2.50
HOLCIM Liban	19.52	627.44	19.52			627.44	USD	-	-	32.15	-	-	-	32.15
STE DES CIMENTS BLANCS N	9.00	114.75	9.00			114.75	USD	-	-	12.75	-	-	-	12.75

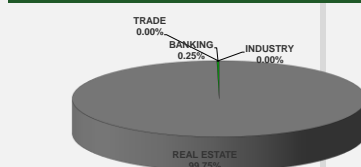
TOTAL EXECUTED	1,960.27	16,324.83	2,109.91	32.33	17,064.31	20,623.00	1,195,923.00
Official USD Closing	15,000						

LEBANESE GLOBAL DEPOSITARY RECEIPTS	SHARES MM	BID \$	ASK \$	MID PRICE \$	STOCK INDEX	VALUE	PREVIOUS VALUE	% OF CHANGE
BLOM BANK	73.90	record could not be found	record could not be found	record could not be found	MARKET VALUE WEIGHTED INDEX	3033.18	2814.20	7.78%
BYBLOS BANK	1.31	record could not be found	record could not be found	record could not be found	NUMBER OF TRANSACTIONS	31		
AUDI BANK	116.24	record could not be found	record could not be found	record could not be found				

BEIRUT STOCK EXCHANGE DAILY TRADING VOLUME



BEIRUT STOCK EXCHANGE DAILY TRADING VALUE \$



Disclaimer: The Capital Markets Authority (CMA) publishes reports for general information purposes only. However, under no circumstances the CMA will accept any responsibility or liability in connection with the use of the information provided in these reports or on this website.
(Source: Thomson Reuters Eikon)

MATURITY	CURRENCY	ISSUED AMOUNT (MM)	OUTSTANDING AMOUNT (MM)	COUPON	ISSUE P.	BIDS	ASKS	MID. P	SPREAD		DURATION	CONVEXITY
									3 MONTH	US TREASURY		
Lebanon / 9-03-2020	USD	1,200.00	1,200.00	6.375	100.000							
Lebanon / 12-04-2020	USD	700.00	700.00	5.800	100.000							
Lebanon / 19-06-2020	USD	600.00	600.00	6.150	100.000	6.875	7.875	6.875	134414.203	0.000	0.000	0.000
Lebanon / 12-04-2021	USD	2,092.47	2,092.47	8.250	100.000	6.875	7.875	6.875	291272.719	0.000	0.000	0.000
Lebanon / 27-05-2022	USD	500.00	500.00	6.250	100.000	6.875	7.875	6.875	364000.000	0.000	0.000	0.000
Lebanon / 04-10-2022	USD	1,540.00	1,540.00	6.100	100.000	6.875	7.875	6.875	590086.938	0.000	0.000	0.000
Lebanon / 27-01-2023	USD	1,100.00	1,100.00	6.000	100.000	6.875	7.875	6.875	540000.000	0.000	0.000	0.000
Lebanon / 26-05-2023	USD	500.00	500.00	6.400	100.000	6.875	7.875	6.875	5805.195	5962.134	0.017	0.000
Lebanon / 22-04-2024	USD	700.00	700.00	6.650	100.000	6.875	7.875	6.875	447.882	525.300	0.363	0.190
Lebanon / 04-11-2024	USD	500.00	538.47	6.250	100.000	6.875	7.875	6.875	245.338	240.307	0.767	0.764
Lebanon / 03-12-2024	USD	250.00	250.00	7.000	100.000	6.875	7.875	6.875	229.251	223.937	0.833	0.892
Lebanon / 26-02-2025	USD	800.00	800.00	6.200	100.000	6.875	7.875	6.875	192.785	187.195	1.028	1.323
Lebanon / 12-06-2025	USD	800.00	800.00	6.250	100.000	6.875	7.875	6.875	159.967	154.933	1.285	2.010
Lebanon / 27-11-2026	USD	1,600.00	1,600.00	6.600	100.000	6.875	7.875	6.875	86.178	81.615	2.636	7.877
Lebanon / 23-03-2027	USD	1,250.00	1,250.00	6.850	100.000	6.875	7.875	6.875	78.152	73.974	2.943	9.731
Lebanon / 29-11-2027	USD	1,000.00	1,000.00	6.750	100.000	6.875	7.875	6.875	65.239	61.031	3.602	14.340
Lebanon / 20-03-2028	USD	500.00	893.20	6.650	100.000	6.875	7.875	6.875	53.264	49.059	4.505	22.084
Lebanon / 03-11-2028	USD	700.00	1,700.00	7.000	100.000	6.875	7.875	6.875	60.706	56.525	3.901	16.730
Lebanon / 25-05-2029	USD	1,000.00	1,000.00	6.850	100.000	6.875	7.875	6.875	47.935	43.835	5.054	27.600
Lebanon / 27-11-2029	USD	1,500.00	1,500.00	11.500	100.000	6.875	7.875	6.875	43.970	39.871	5.551	33.100
Lebanon / 26-02-2030	USD	1,400.00	1,400.00	6.650	100.000	6.875	7.875	6.875	42.259	37.380	5.794	35.977
Lebanon / 22-04-2031	USD	300.00	300.00	7.000	100.000	6.875	7.875	6.875	35.755	31.661	6.934	51.040
Lebanon / 20-11-2031	USD	1,000.00	2,500.00	7.150	100.000	6.875	7.875	6.875	33.198	29.262	7.506	59.570
Lebanon / 23-03-2032	USD	1,000.00	1,000.00	7.000	100.000	6.260	8.430	6.260	33.054	29.120	7.843	64.899
Lebanon / 17-05-2033	USD	1,500.00	1,500.00	8.200	100.000	6.875	7.875	6.875	28.024	24.089	8.985	84.880
Lebanon / 17-05-2034	USD	1,500.00	1,500.00	8.250	100.000	6.875	7.875	6.875	25.371	21.438	9.978	104.000
Lebanon / 02-11-2035	USD	600.00	600.00	7.050	100.000	6.875	7.875	6.875	22.294	18.126	11.428	135.754
Lebanon / 27-07-2035	USD	1,500.00	1,500.00	12.000	100.000	6.875	7.875	6.875	22.794	18.858	11.165	129.690
Lebanon / 23-03-2037	USD	750.00	750.00	7.250	100.000	6.875	7.875	6.875	19.980	16.051	12.813	170.023
TOTAL PUBLIC SECTOR EUROBONDS		28,382.469	31,314.13									

BDL EURO CDS												
MATURITY	SIZE MM	TYPE	COUPON	Issue P.	BID \$	Ask \$	MID. P	YIELD	SPREAD	DURATION	CONVEXITY	
Not Available												

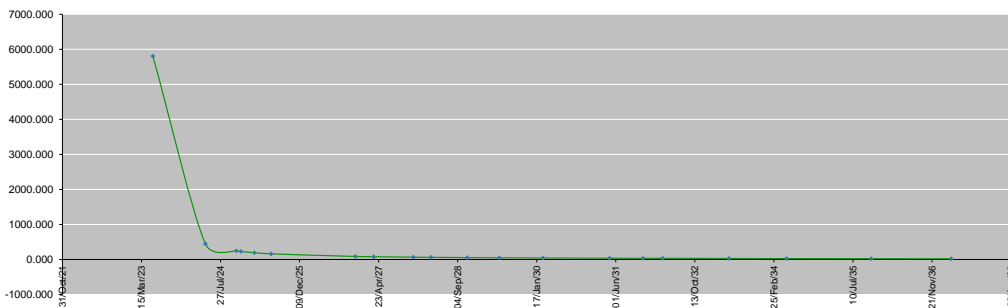
LEBANESE PRIVATE SECTOR DEBT												
MATURITY	SIZE MM	TYPE	COUPON	Issue P.	BID \$	Ask \$	MID. P	YIELD	SPREAD	DURATION	CONVEXITY	
Bank Audi S.A.L/16-10-2023	USD 350	Bond	6.75	100	42.50	44.50	42.50	114.57	125.36	0.70	0.64	

World Yields in Native Terms	O/N	3 Months	6 Months	9 Months	1 Year	2 Years	3 Years	5 Years	7 Years	10 Years	30 Years
EUR	-	2.68	2.92	3.12	3.21	3.13	2.91	2.73	2.63	2.65	2.62
U.S.A	-	4.86	5.15	--	5.06	4.80	4.52	4.19	4.09	3.94	3.95
U.K	-	4.05	4.34	--	4.11	3.71	3.75	3.73	3.74	3.84	4.15
Japan	-	-0.14	-0.11	-0.09	-0.05	-0.04	0.02	0.22	0.43	0.50	1.38

Libor	USD	EUR	JPY	GBP
1 Months	4.63	0.00	0.00	3.97
2 Months	0.00	0.00	0.00	0.00
3 Months	4.95	0.00	0.00	4.26
6 Months	5.24	0.00	0.00	4.63
1 Year	5.64	0.00	0.00	0.00

Spot Rates	Bid	Ask
Lebanese Pound	15000.00	15020.00
Euro	1.06	1.0616
British Sterling Pound	1.21	1.2095
Japanese Yen	136.70	136.7300
Gold	1810.42	1810.58

Lebanese Republic USD Eurobonds Yield Curve



Disclaimer: The Capital Markets Authority (CMA) publishes reports for general information purposes only. However, under no circumstances the CMA will accept any responsibility or liability in connection with the use of the information provided in these reports or on this website.
(Source: Thomson Reuters Eikon)

Contact us by email: research@cma.gov.lb