

LISTED COMPANIES	LISTED SHARES	LISTED MARKET CAP.	TOTAL ORDINARY SHARES	PREFERRED SHARES	PREFERRED SHARES ISSUE PRICE	TOTAL MARKET CAP.	CUR.	TRADED VOLUME	TRADED VALUE	CLOSING PRICE	OPEN PRICE	HIGH PRICE	LOW PRICE	PREVIOUS PRICE
	(MM)	(MM \$)	(MM)	(MM)	USD	(MM \$)			USD					
SOLIDERE A	100.00	8,285.00	100.00			8,285.00	USD	25,533	2,099,511	82.85	82.40	84.00	80.00	80.00
SOLIDERE B	65.00	5,398.25	65.00			5,398.25	USD	897	74,518	83.05	81.00	83.90	81.00	81.40
BQ.LIB. POUR LE COMMERCE	71.03	66.06	214.00			199.02	USD	-	-	0.93	-	-	-	0.93
BQ.LIB. POUR LE COMMERCE PEF. "D"	0.75	44.63		0.75		44.63	USD	-	-	59.50	-	-	-	59.50
BQ.LIB. POUR LE COMMERCE PEF. "E"	0.26	15.68		0.26		15.68	USD	-	-	59.50	-	-	-	59.50
BANQUE AUDI	588.54	918.12	588.54			918.12	USD	-	-	1.56	-	-	-	1.56
BANQUE AUDI GDR	119.64	160.32	119.64			160.32	USD	8,664	11,610	1.34	1.34	1.34	1.34	1.37
BANQUE AUDI PREFERRED "H"	0.75	55.50		0.75	100.00	55.50	USD	-	-	74.00	-	-	-	74.00
BANQUE AUDI PREFERRED "I"	2.50	107.25		2.50	100.00	107.25	USD	-	-	42.90	-	-	-	42.90
BANQUE AUDI PREFERRED "J"	2.75	115.50		2.75	100.00	115.50	USD	-	-	42.00	-	-	-	42.00
BANK OF BEIRUT	25.56	383.40	61.00			914.96	USD	-	-	15.00	-	-	-	15.00
BANK OF BEIRUT PRIORITY	0.00	-		3.57	0.00	74.97	USD	-	-	21.00	-	-	-	21.00
BANK OF BEIRUT PREFERRED SHARES "H"	5.40	135.00		5.40	25.00	135.00	USD	-	-	25.00	-	-	-	25.00
BANK OF BEIRUT PREFERRED SHARES "I"	5.00	125.00		5.00	25.00	125.00	USD	-	-	25.00	-	-	-	25.00
BANK OF BEIRUT PREFERRED SHARES "J"	3.00	75.00		3.00	25.00	75.00	USD	-	-	25.00	-	-	-	25.00
BANK OF BEIRUT PREFERRED SHARES "K"	4.00	100.00		4.00	25.00	100.00	USD	-	-	25.00	-	-	-	25.00
BYBLOS BANK	565.52	407.17	565.52			407.17	USD	-	-	0.72	-	-	-	0.72
BYBLOS BANK GDR	1.31	26.18	1.31			26.18	USD	-	-	20.00	-	-	-	20.00
BYBLOS BANK PREFERRED SHARES 2008	2.00	54.00		2.00	100.00	54.00	USD	-	-	27.00	-	-	-	27.00
BYBLOS BANK PREFERRED SHARES 2009	2.00	75.96		2.00	96.00	75.96	USD	-	-	37.98	-	-	-	37.98
BEMO Bank	77.50	89.13	77.50			89.13	USD	-	-	1.15	-	-	-	1.15
BEMO PREFERRED 2013	0.35	17.50		0.35	100.00	17.50	USD	-	-	50.00	-	-	-	50.00
BLOM BANK GDR	73.90	203.21	73.90			203.21	USD	-	-	2.75	-	-	-	2.75
BLOM BANK	215.00	537.50	215.00			537.50	USD	-	-	2.50	-	-	-	2.50
HOLCIM Liban	19.52	633.49	19.52			633.49	USD	-	-	32.46	-	-	-	32.46
STE DES CIMENTS BLANCS N	9.00	114.75	9.00			114.75	USD	-	-	12.75	-	-	-	12.75

TOTAL EXECUTED 1,960.27 18,143.60 2,109.91 32.33 18,883.08 35,094.00 2,185,639.00

Official USD Closing 15,000

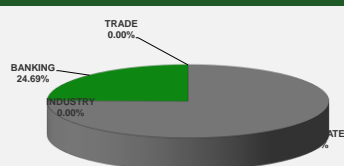
LEBANESE GLOBAL DEPOSITARY RECEIPTS

SHARES MM	BID \$	ASK \$	MID PRICE \$
BLOM BANK	73.90	record could not be found	record could not be found
BYBLOS BANK	1.31	record could not be found	record could not be found
AUDI BANK	116.24	record could not be found	record could not be found

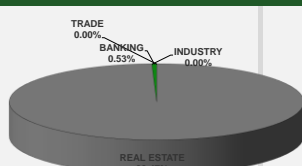
STOCK INDEX

VALUE	PREVIOUS VALUE	% OF CHANGE
MARKET VALUE WEIGHTED INDEX	4047.69	3820.16 5.96%
NUMBER OF TRANSACTIONS	23	

BEIRUT STOCK EXCHANGE DAILY TRADING VOLUME



BEIRUT STOCK EXCHANGE DAILY TRADING VALUE \$



Disclaimer: The Capital Markets Authority (CMA) publishes reports for general information purposes only. However, under no circumstances the CMA will accept any responsibility or liability in connection with the use of the information provided in these reports or on this website.
(Source: Thomson Reuters Eikon)

Contact us by email: research@cma.gov.lb

MATURITY	CURRENCY	ISSUED AMOUNT (MM)	OUTSTANDING AMOUNT (MM)	COUPON	ISSUE P.	BIDS	ASKS	MID. P	SPREAD 3 MONTH US		DURATION	CONVEXITY
									YIELD	TREASURY		
Lebanon / 9-03-2020	USD	1,200.00	1,200.00	6.375	100.000							
Lebanon / 12-04-2020	USD	700.00	700.00	5.800	100.000							
Lebanon / 19-06-2020	USD	600.00	600.00	6.150	100.000	6.750	7.750	6.750	134414.203	0.000	0.000	0.000
Lebanon / 12-04-2021	USD	2,092.47	2,092.47	8.250	100.000	6.750	7.750	6.750	291272.719	0.000	0.000	0.000
Lebanon / 27-05-2022	USD	500.00	500.00	6.250	100.000	6.750	7.750	6.750	364000.000	0.000	0.000	0.000
Lebanon / 04-10-2022	USD	1,540.00	1,540.00	6.100	100.000	6.750	7.750	6.750	590086.938	0.000	0.000	0.000
Lebanon / 27-01-2023	USD	1,100.00	1,100.00	6.000	100.000	6.750	7.750	6.750	540000.000	0.000	0.000	0.000
Lebanon / 26-05-2023	USD	500.00	500.00	6.400	100.000	6.750	7.750	6.750	7004.695	7179.158	0.014	0.000
Lebanon / 22-04-2024	USD	700.00	700.00	6.650	100.000	6.750	7.750	6.750	478.929	580.282	0.336	0.160
Lebanon / 04-11-2024	USD	500.00	538.47	6.250	100.000	6.750	7.750	6.750	255.825	251.062	0.734	0.703
Lebanon / 03-12-2024	USD	250.00	250.00	7.000	100.000	6.750	7.750	6.750	238.540	233.497	0.799	0.825
Lebanon / 26-02-2025	USD	800.00	800.00	6.200	100.000	6.750	7.750	6.750	199.610	194.299	0.993	1.238
Lebanon / 12-06-2025	USD	800.00	800.00	6.250	100.000	6.750	7.750	6.750	164.882	160.184	1.248	1.910
Lebanon / 27-11-2026	USD	1,600.00	1,600.00	6.600	100.000	6.750	7.750	6.750	87.894	83.675	2.595	7.646
Lebanon / 23-03-2027	USD	1,250.00	1,250.00	6.850	100.000	6.750	7.750	6.750	79.614	75.729	2.903	9.473
Lebanon / 29-11-2027	USD	1,000.00	1,000.00	6.750	100.000	6.750	7.750	6.750	66.333	62.422	3.560	14.020
Lebanon / 20-03-2028	USD	500.00	893.20	6.650	100.000	6.750	7.750	6.750	54.061	50.151	4.463	21.685
Lebanon / 03-11-2028	USD	700.00	1,700.00	7.000	100.000	6.750	7.750	6.750	61.683	57.796	3.859	16.380
Lebanon / 25-05-2029	USD	1,000.00	1,000.00	6.850	100.000	6.750	7.750	6.750	48.614	44.777	5.012	27.150
Lebanon / 27-11-2029	USD	1,500.00	1,500.00	11.500	100.000	6.750	7.750	6.750	44.566	40.732	5.508	32.610
Lebanon / 26-02-2030	USD	1,400.00	1,400.00	6.650	100.000	6.750	7.750	6.750	42.821	38.293	5.752	35.462
Lebanon / 22-04-2031	USD	300.00	300.00	7.000	100.000	6.750	7.750	6.750	36.195	32.365	6.891	50.420
Lebanon / 20-11-2031	USD	1,000.00	2,500.00	7.150	100.000	6.750	7.750	6.750	33.594	29.902	7.463	58.900
Lebanon / 23-03-2032	USD	1,000.00	1,000.00	7.000	100.000	6.760	7.850	6.760	32.206	28.646	7.804	64.283
Lebanon / 17-05-2033	USD	1,500.00	1,500.00	8.200	100.000	6.750	7.750	6.750	28.336	24.645	8.941	83.880
Lebanon / 17-05-2034	USD	1,500.00	1,500.00	8.250	100.000	6.750	7.750	6.750	25.644	21.954	9.934	103.110
Lebanon / 02-11-2035	USD	600.00	600.00	7.050	100.000	6.750	7.750	6.750	22.522	18.547	11.384	134.733
Lebanon / 27-07-2035	USD	1,500.00	1,500.00	12.000	100.000	6.750	7.750	6.750	23.030	19.337	11.122	128.700
Lebanon / 23-03-2037	USD	750.00	750.00	7.250	100.000	6.750	7.750	6.750	20.178	16.493	12.770	168.879
TOTAL PUBLIC SECTOR EUROBONDS		28,382,469	31,314,13									

BDL EURO CDS

MATURITY	SIZE MM	TYPE	COUPON	Issue P.	BID \$	Ask \$	MID. P	YIELD	SPREAD	DURATION	CONVEXITY
Not Available											

LEBANESE PRIVATE SECTOR DEBT

MATURITY	SIZE MM	TYPE	COUPON	Issue P.	BID \$	Ask \$	MID. P	YIELD	SPREAD	DURATION	CONVEXITY
Bank Audi S.A.L/16-10-2023	USD 350	Bond	6.75	100	42.50	44.50	42.50	114.57	125.36	0.70	0.64

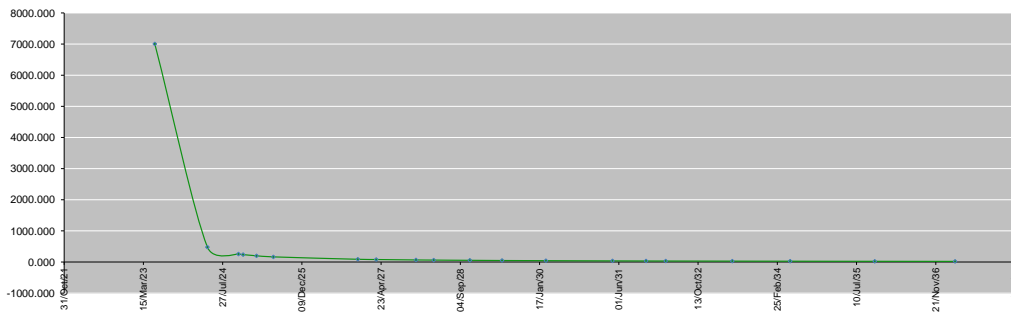
World Yields in Native Terms

	O/N	3 Months	6 Months	9 Months	1 Year	2 Years	3 Years	5 Years	7 Years	10 Years	30 Years
EUR	-	2.73	2.92	3.03	2.99	2.74	2.54	2.36	2.26	2.29	2.31
U.S.A	-	4.72	4.82	--	4.56	4.31	4.09	3.78	3.71	3.58	3.67
U.K	-	4.16	4.32	--	3.84	3.45	3.48	3.34	3.38	3.49	3.91
Japan	-	-0.17	-0.15	-0.10	-0.07	-0.02	0.00	0.17	0.29	0.30	1.29

Libor	USD	EUR	JPY	GBP
1 Months	4.80	0.00	0.00	4.10
2 Months	0.00	0.00	0.00	0.00
3 Months	5.14	0.00	0.00	4.34
6 Months	5.43	0.00	0.00	4.71
1 Year	5.74	0.00	0.00	0.00

Spot Rates	Bid	Ask
Lebanese Pound	15000.00	15020.00
Euro	1.07	1.0661
British Sterling Pound	1.21	1.2061
Japanese Yen	133.62	133.6300
Gold	1884.04	1884.26

Lebanese Republic USD Eurobonds Yield Curve



Disclaimer: The Capital Markets Authority (CMA) publishes reports for general information purposes only. However, under no circumstances the CMA will accept any responsibility or liability in connection with the use of the information provided in these reports or on this website.
(Source: Thomson Reuters Eikon)

Contact us by email: research@cma.gov.lb