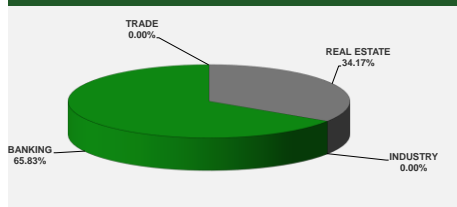


LISTED COMPANIES	LISTED SHARES	LISTED MARKET CAP.	TOTAL ORDINARY SHARES	PREFERRED SHARES	PREFERRED SHARES ISSUE PRICE	TOTAL MARKET CAP.	CUR.	TRADED VOLUME	TRADED VALUE	CLOSING PRICE	OPEN PRICE	HIGH PRICE	LOW PRICE	PREVIOUS PRICE
	(MM)	(MM \$)	(MM)	(MM)	USD	(MM \$)			USD					
SOLIERE A	100.00	9,000.00	100.00			9,000.00	USD	7,950	693,944	90.00	84.95	92.00	84.50	82.85
SOLIERE B	65.00	5,768.75	65.00			5,768.75	USD	2,431	215,807	88.75	82.25	90.00	82.25	83.05
BQ.LIB. POUR LE COMMERCE	71.03	66.06	214.00			199.02	USD	-	-	0.93	-	-	-	0.93
BQ.LIB. POUR LE COMMERCE PREF. "D"	0.75	44.63		0.75		44.63	USD	-	-	59.50	-	-	-	59.50
BQ.LIB. POUR LE COMMERCE PREF. "E"	0.26	15.68		0.26		15.68	USD	-	-	59.50	-	-	-	59.50
BANQUE AUDI	588.54	918.12	588.54			918.12	USD	-	-	1.56	-	-	-	1.56
BANQUE AUDI GDR	119.64	160.32	119.64			160.32	USD	-	-	1.34	-	-	-	1.34
BANQUE AUDI PREFERRED "H"	0.75	55.50		0.75	100.00	55.50	USD	-	-	74.00	-	-	-	74.00
BANQUE AUDI PREFERRED "I"	2.50	107.25		2.50	100.00	107.25	USD	-	-	42.90	-	-	-	42.90
BANQUE AUDI PREFERRED "J"	2.75	115.50		2.75	100.00	115.50	USD	-	-	42.00	-	-	-	42.00
BANK OF BEIRUT	25.56	383.40	61.00			914.96	USD	-	-	15.00	-	-	-	15.00
BANK OF BEIRUT PRIORITY	0.00	-		3.57	0.00	74.97	USD	-	-	21.00	-	-	-	21.00
BANK OF BEIRUT PREFERRED SHARES "H"	5.40	135.00		5.40	25.00	135.00	USD	-	-	25.00	-	-	-	25.00
BANK OF BEIRUT PREFERRED SHARES "I"	5.00	125.00		5.00	25.00	125.00	USD	-	-	25.00	-	-	-	25.00
BANK OF BEIRUT PREFERRED SHARES "J"	3.00	75.00		3.00	25.00	75.00	USD	-	-	25.00	-	-	-	25.00
BANK OF BEIRUT PREFERRED SHARES "K"	4.00	100.00		4.00	25.00	100.00	USD	-	-	25.00	-	-	-	25.00
BYBLOS BANK	565.52	407.17	565.52			407.17	USD	-	-	0.72	-	-	-	0.72
BYBLOS BANK GDR	1.31	26.18	1.31			26.18	USD	-	-	20.00	-	-	-	20.00
BYBLOS BANK PREFERRED SHARES 2008	2.00	54.00		2.00	100.00	54.00	USD	-	-	27.00	-	-	-	27.00
BYBLOS BANK PREFERRED SHARES 2009	2.00	75.96		2.00	96.00	75.96	USD	-	-	37.98	-	-	-	37.98
BEMO Bank	77.50	89.13	77.50			89.13	USD	-	-	1.15	-	-	-	1.15
BEMO PREFERRED 2013	0.35	17.50		0.35	100.00	17.50	USD	-	-	50.00	-	-	-	50.00
BLOM BANK GDR	73.90	184.74	73.90			184.74	USD	20,000	50,000	2.50	2.50	2.50	2.50	2.75
BLOM BANK	215.00	537.50	215.00			537.50	USD	-	-	2.50	-	-	-	2.50
HOLCIM Liban	19.52	633.49	19.52			633.49	USD	-	-	32.46	-	-	-	32.46
STE DES CIMENTS BLANCS N	9.00	114.75	9.00			114.75	USD	-	-	12.75	-	-	-	12.75

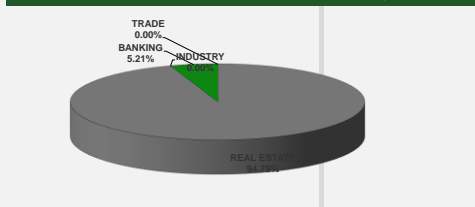
TOTAL EXECUTED	1,960.27	19,210.62	2,109.91	32.33	19,950.10	30,381.00	959,751.00
Official USD Closing	15,000						

LEBANESE GLOBAL DEPOSITARY RECEIPTS	SHARES MM	BID \$	ASK \$	MID PRICE \$	STOCK INDEX	VALUE	PREVIOUS VALUE	% OF CHANGE
BLOM BANK	73.90	record could not be found	record could not be found	record could not be found	MARKET VALUE WEIGHTED INDEX	4712.81	4047.69	16.43%
BYBLOS BANK	1.31	record could not be found	record could not be found	record could not be found	NUMBER OF TRANSACTIONS	21		
AUDI BANK	116.24	record could not be found	record could not be found	record could not be found				

BEIRUT STOCK EXCHANGE DAILY TRADING VOLUME



BEIRUT STOCK EXCHANGE DAILY TRADING VALUE \$



Disclaimer: The Capital Markets Authority (CMA) publishes reports for general information purposes only. However, under no circumstances the CMA will accept any responsibility or liability in connection with the use of the information provided in these reports or on this website.
(Source: Thomson Reuters Eikon)

MATURITY	CURRENCY	ISSUED AMMOUNT (MM)	OUTSTANDING AMOUNT (MM)	COUPON	ISSUE P.	BID\$	ASK\$	MID. P	SPREAD 3 MONTH US		DURATION	CONVEXITY
									YIELD	TREASURY		
Lebanon / 9-03-2020	USD	1,200.00	1,200.00	6.375	100.000							
Lebanon / 12-04-2020	USD	700.00	700.00	5.800	100.000							
Lebanon / 19-06-2020	USD	600.00	600.00	6.150	100.000	6.750	7.750	6.750	134414.203	0.000	0.000	0.000
Lebanon / 12-04-2021	USD	2,092.47	2,092.47	8.250	100.000	6.750	7.750	6.750	291272.719	0.000	0.000	0.000
Lebanon / 27-05-2022	USD	500.00	500.00	6.250	100.000	6.750	7.750	6.750	364000.000	0.000	0.000	0.000
Lebanon / 04-10-2022	USD	1,540.00	1,540.00	6.100	100.000	6.750	7.750	6.750	590086.938	0.000	0.000	0.000
Lebanon / 27-01-2023	USD	1,100.00	1,100.00	6.000	100.000	6.750	7.750	6.750	540000.000	0.000	0.000	0.000
Lebanon / 26-05-2023	USD	500.00	500.00	6.400	100.000	6.750	7.750	6.750	7104.762	7280.459	0.014	0.000
Lebanon / 22-04-2024	USD	700.00	700.00	6.650	100.000	6.750	7.750	6.750	481.027	585.222	0.334	0.160
Lebanon / 04-11-2024	USD	500.00	538.47	6.250	100.000	6.750	7.750	6.750	256.464	252.070	0.732	0.699
Lebanon / 03-12-2024	USD	250.00	250.00	7.000	100.000	6.750	7.750	6.750	239.099	234.485	0.797	0.821
Lebanon / 26-02-2025	USD	800.00	800.00	6.200	100.000	6.750	7.750	6.750	200.006	195.122	0.990	1.233
Lebanon / 12-06-2025	USD	800.00	800.00	6.250	100.000	6.750	7.750	6.750	165.154	160.889	1.246	1.900
Lebanon / 27-11-2026	USD	1,600.00	1,600.00	6.600	100.000	6.750	7.750	6.750	87.973	84.076	2.593	7.631
Lebanon / 23-03-2027	USD	1,250.00	1,250.00	6.850	100.000	6.750	7.750	6.750	79.678	76.030	2.900	9.456
Lebanon / 29-11-2027	USD	1,000.00	1,000.00	6.750	100.000	6.750	7.750	6.750	66.378	62.701	3.558	14.000
Lebanon / 20-03-2028	USD	500.00	893.20	6.650	100.000	6.750	7.750	6.750	54.091	50.418	4.460	21.659
Lebanon / 03-11-2028	USD	700.00	1,700.00	7.000	100.000	6.750	7.750	6.750	61.722	58.072	3.857	16.360
Lebanon / 25-05-2029	USD	1,000.00	1,000.00	6.850	100.000	6.750	7.750	6.750	48.638	45.011	5.009	27.120
Lebanon / 27-11-2029	USD	1,500.00	1,500.00	11.500	100.000	6.750	7.750	6.750	44.586	40.960	5.506	32.580
Lebanon / 26-02-2030	USD	1,400.00	1,400.00	6.650	100.000	6.750	7.750	6.750	42.840	38.745	5.749	35.429
Lebanon / 22-04-2031	USD	300.00	300.00	7.000	100.000	6.750	7.750	6.750	36.208	32.590	6.889	50.380
Lebanon / 20-11-2031	USD	1,000.00	2,500.00	7.150	100.000	6.750	7.750	6.750	33.606	30.089	7.460	58.860
Lebanon / 23-03-2032	USD	1,000.00	1,000.00	7.000	100.000	7.008	7.508	7.008	31.753	28.152	7.799	64.193
Lebanon / 17-05-2033	USD	1,500.00	1,500.00	8.200	100.000	6.750	7.750	6.750	28.344	24.828	8.939	83.820
Lebanon / 17-05-2034	USD	1,500.00	1,500.00	8.250	100.000	6.750	7.750	6.750	25.650	22.135	9.932	103.050
Lebanon / 02-11-2035	USD	600.00	600.00	7.050	100.000	6.750	7.750	6.750	22.528	18.663	11.382	134.669
Lebanon / 27-07-2035	USD	1,500.00	1,500.00	12.000	100.000	6.750	7.750	6.750	23.035	19.519	11.119	128.630
Lebanon / 23-03-2037	USD	750.00	750.00	7.250	100.000	6.750	7.750	6.750	20.182	16.674	12.767	168.807
TOTAL PUBLIC SECTOR EUROBONDS		28,382.469	31,314.13									

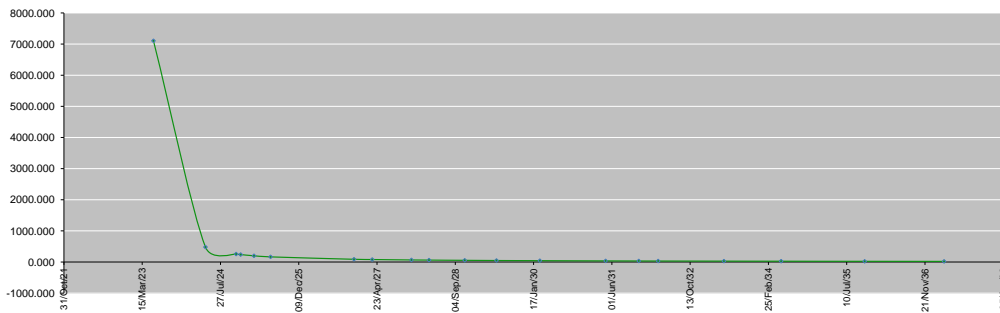
BDL EURO CDS												
MATURITY	SIZE MM	TYPE	COUPON	Issue P.	BID \$	Ask \$	MID. P	YIELD	SPREAD	DURATION	CONVEXITY	
Not Available												

LEBANESE PRIVATE SECTOR DEBT												
MATURITY	SIZE MM	TYPE	COUPON	Issue P.	BID \$	Ask \$	MID. P	YIELD	SPREAD	DURATION	CONVEXITY	
Bank Audi S.A.L/16-10-2023	USD 350	Bond	6.75	100	42.50	44.50	42.50	114.57	125.36	0.70	0.64	

World Yields in Native Terms	O/N	3 Months	6 Months	9 Months	1 Year	2 Years	3 Years	5 Years	7 Years	10 Years	30 Years
EUR	-	2.63	2.80	2.88	2.90	2.81	2.59	2.43	2.33	2.35	2.36
U.S.A	-	4.88	4.92	--	4.53	4.24	4.07	3.82	3.76	3.63	3.74
U.K	-	4.24	4.35	--	3.85	3.46	3.48	3.37	3.37	3.48	3.91
Japan	-	-0.24	-0.19	-0.10	-0.09	-0.04	-0.03	0.12	0.25	0.28	1.16

Libor	USD	EUR	JPY	GBP	Spot Rates	Bid	Ask
1 Months	4.80	0.00	0.00	4.10	Lebanese Pound	15000.00	15020.00
2 Months	0.00	0.00	0.00	0.00	Euro	1.07	1.0725
3 Months	5.14	0.00	0.00	4.34	British Sterling Pound	1.22	1.2165
6 Months	5.43	0.00	0.00	4.71	Japanese Yen	134.09	134.1000
1 Year	5.74	0.00	0.00	0.00	Gold	1903.70	1904.60

Lebanese Republic USD Eurobonds Yield Curve



Disclaimer: The Capital Markets Authority (CMA) publishes reports for general information purposes only. However, under no circumstances the CMA will accept any responsibility or liability in connection with the use of the information provided in these reports or on this website. (Source: Thomson Reuters Eikon)

Contact us by email: research@cma.gov.lb