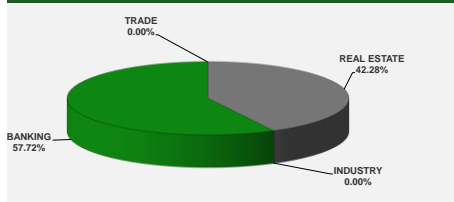


LISTED COMPANIES	LISTED SHARES	LISTED MARKET CAP.	TOTAL ORDINARY SHARES	PREFERRED SHARES	PREFERRED SHARES ISSUE PRICE	TOTAL MARKET CAP.	CUR.	TRADED VOLUME	TRADED VALUE	CLOSING PRICE	OPEN PRICE	HIGH PRICE	LOW PRICE	PREVIOUS PRICE
	(MM)	(MM \$)	(MM)	(MM)	USD	(MM \$)			USD					
SOLIDERE A	100.00	9,730.00	100.00			9,730.00	USD	13,561	1,283,521	97.30	91.95	98.80	91.95	90.00
SOLIDERE B	65.00	6,337.50	65.00			6,337.50	USD	2,479	236,305	97.50	90.10	99.00	90.10	88.75
BQ.LIB. POUR LE COMMERCE	71.03	66.06	214.00			199.02	USD	-	-	0.93	-	-	-	0.93
BQ.LIB. POUR LE COMMERCE PRAF. "D"	0.75	44.63		0.75		44.63	USD	-	-	59.50	-	-	-	59.50
BQ.LIB. POUR LE COMMERCE PRAF. "E"	0.26	15.68		0.26		15.68	USD	-	-	59.50	-	-	-	59.50
BANQUE AUDI	588.54	882.81	588.54			882.81	USD	20,000	30,000	1.50	1.50	1.50	1.50	1.56
BANQUE AUDI GDR	119.64	160.32	119.64			160.32	USD	-	-	1.34	-	-	-	1.34
BANQUE AUDI PREFERRED "H"	0.75	55.50		0.75	100.00	55.50	USD	-	-	74.00	-	-	-	74.00
BANQUE AUDI PREFERRED "I"	2.50	107.25		2.50	100.00	107.25	USD	-	-	42.90	-	-	-	42.90
BANQUE AUDI PREFERRED "J"	2.75	115.50		2.75	100.00	115.50	USD	-	-	42.00	-	-	-	42.00
BANK OF BEIRUT	25.56	383.40	61.00			914.96	USD	-	-	15.00	-	-	-	15.00
BANK OF BEIRUT PRIORITY	0.00	-		3.57	0.00	74.97	USD	-	-	21.00	-	-	-	21.00
BANK OF BEIRUT PREFERRED SHARES "H"	5.40	135.00		5.40	25.00	135.00	USD	-	-	25.00	-	-	-	25.00
BANK OF BEIRUT PREFERRED SHARES "I"	5.00	125.00		5.00	25.00	125.00	USD	-	-	25.00	-	-	-	25.00
BANK OF BEIRUT PREFERRED SHARES "J"	3.00	75.00		3.00	25.00	75.00	USD	-	-	25.00	-	-	-	25.00
BANK OF BEIRUT PREFERRED SHARES "K"	4.00	100.00		4.00	25.00	100.00	USD	-	-	25.00	-	-	-	25.00
BYBLOS BANK	565.52	407.17	565.52			407.17	USD	-	-	0.72	-	-	-	0.72
BYBLOS BANK GDR	1.31	26.18	1.31			26.18	USD	-	-	20.00	-	-	-	20.00
BYBLOS BANK PREFERRED SHARES 2008	2.00	54.00		2.00	100.00	54.00	USD	-	-	27.00	-	-	-	27.00
BYBLOS BANK PREFERRED SHARES 2009	2.00	75.96		2.00	96.00	75.96	USD	-	-	37.98	-	-	-	37.98
BEMO Bank	77.50	89.13	77.50			89.13	USD	400	460	1.15	1.15	1.15	1.15	1.15
BEMO PREFERRED 2013	0.35	17.50		0.35	100.00	17.50	USD	-	-	50.00	-	-	-	50.00
BLOM BANK GDR	73.90	184.74	73.90			184.74	USD	1,500	3,750	2.50	2.50	2.50	2.50	2.50
BLOM BANK	215.00	537.50	215.00			537.50	USD	-	-	2.50	-	-	-	2.50
HOLCIM Liban	19.52	633.49	19.52			633.49	USD	-	-	32.46	-	-	-	32.46
STE DES CEMENTS BLANCS N	9.00	114.75	9.00			114.75	USD	-	-	12.75	-	-	-	12.75

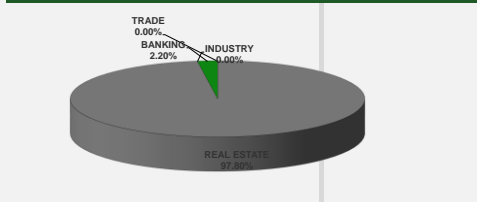
<b>TOTAL EXECUTED</b>	<b>1,960.27</b>	<b>20,474.06</b>	<b>2,109.91</b>	<b>32.33</b>	<b>21,213.54</b>	<b>37,940.00</b>	<b>#####</b>
Official USD Closing	15,000						

LEBANESE GLOBAL DEPOSITARY RECEIPTS	SHARES MM	BID \$	ASK \$	MID PRICE \$	STOCK INDEX	VALUE	PREVIOUS VALUE	% OF CHANGE
BLOM BANK	73.90	record could not be found	record could not be found	record could not be found	MARKET VALUE WEIGHTED INDEX	5574.81	4712.81	18.29%
BYBLOS BANK	1.31	record could not be found	record could not be found	record could not be found	NUMBER OF TRANSACTIONS	31		
AUDI BANK	116.24	record could not be found	record could not be found	record could not be found				

BEIRUT STOCK EXCHANGE DAILY TRADING VOLUME



BEIRUT STOCK EXCHANGE DAILY TRADING VALUE \$



Disclaimer: The Capital Markets Authority (CMA) publishes reports for general information purposes only. However, under no circumstances the CMA will accept any responsibility or liability in connection with the use of the information provided in these reports or on this website.  
(Source: Thomson Reuters Eikon)

MATURITY	CURRENCY	ISSUED AMMOUNT (MM)	OUTSTANDING AMOUNT (MM)	COUPON	ISSUE P.	BIDS	ASK\$	MID. P	YIELD	SPREAD 3 MONTH US TREASURY	DURATION	CONVEXITY
Lebanon / 9-03-2020	USD	1,200.00	1,200.00	6.375	100.000							
Lebanon / 12-04-2020	USD	700.00	700.00	5.800	100.000							
Lebanon / 19-06-2020	USD	600.00	600.00	6.150	100.000	6.625	7.625	6.625	134414.203	0.000	0.000	0.000
Lebanon / 12-04-2021	USD	2,092.47	2,092.47	8.250	100.000	6.625	7.625	6.625	291272.719	0.000	0.000	0.000
Lebanon / 27-05-2022	USD	500.00	500.00	6.250	100.000	6.625	7.625	6.625	364000.000	0.000	0.000	0.000
Lebanon / 04-10-2022	USD	1,540.00	1,540.00	6.100	100.000	6.625	7.625	6.625	590086.938	0.000	0.000	0.000
Lebanon / 27-01-2023	USD	1,100.00	1,100.00	6.000	100.000	6.625	7.625	6.625	540000.000	0.000	0.000	0.000
Lebanon / 26-05-2023	USD	500.00	500.00	6.400	100.000	6.625	7.625	6.625	7353.568	7533.781	0.014	0.000
Lebanon / 22-04-2024	USD	700.00	700.00	6.650	100.000	6.625	7.625	6.625	488.987	597.799	0.329	0.160
Lebanon / 04-11-2024	USD	500.00	538.47	6.250	100.000	6.625	7.625	6.625	259.734	255.037	0.725	0.688
Lebanon / 03-12-2024	USD	250.00	250.00	7.000	100.000	6.625	7.625	6.625	242.068	237.123	0.791	0.808
Lebanon / 26-02-2025	USD	800.00	800.00	6.200	100.000	6.625	7.625	6.625	202.335	197.128	0.984	1.216
Lebanon / 12-06-2025	USD	800.00	800.00	6.250	100.000	6.625	7.625	6.625	166.958	162.373	1.239	1.880
Lebanon / 27-11-2026	USD	1,600.00	1,600.00	6.600	100.000	6.625	7.625	6.625	88.781	84.625	2.584	7.581
Lebanon / 23-03-2027	USD	1,250.00	1,250.00	6.850	100.000	6.625	7.625	6.625	80.395	76.565	2.891	9.399
Lebanon / 29-11-2027	USD	1,000.00	1,000.00	6.750	100.000	6.625	7.625	6.625	66.954	63.096	3.549	13.930
Lebanon / 20-03-2028	USD	500.00	893.20	6.650	100.000	6.625	7.625	6.625	54.543	50.691	4.451	21.567
Lebanon / 03-11-2028	USD	700.00	1,700.00	7.000	100.000	6.625	7.625	6.625	62.250	58.418	3.847	16.280
Lebanon / 25-05-2029	USD	1,000.00	1,000.00	6.850	100.000	6.625	7.625	6.625	49.038	45.253	4.999	27.010
Lebanon / 27-11-2029	USD	1,500.00	1,500.00	11.500	100.000	6.625	7.625	6.625	44.948	41.168	5.496	32.460
Lebanon / 26-02-2030	USD	1,400.00	1,400.00	6.650	100.000	6.625	7.625	6.625	43.186	38.783	5.739	35.308
Lebanon / 22-04-2031	USD	300.00	300.00	7.000	100.000	6.625	7.625	6.625	36.495	32.717	6.878	50.240
Lebanon / 20-11-2031	USD	1,000.00	2,500.00	7.150	100.000	6.625	7.625	6.625	33.869	30.203	7.450	58.700
Lebanon / 23-03-2032	USD	1,000.00	1,000.00	7.000	100.000	6.745	7.825	6.745	32.256	28.656	7.798	64.175
Lebanon / 17-05-2033	USD	1,500.00	1,500.00	8.200	100.000	6.625	7.625	6.625	28.562	24.898	8.928	83.630
Lebanon / 17-05-2034	USD	1,500.00	1,500.00	8.250	100.000	6.625	7.625	6.625	25.846	22.183	9.921	102.830
Lebanon / 02-11-2035	USD	600.00	600.00	7.050	100.000	6.625	7.625	6.625	22.698	18.719	11.371	134.420
Lebanon / 27-07-2035	USD	1,500.00	1,500.00	12.000	100.000	6.625	7.625	6.625	23.209	19.544	11.108	128.390
Lebanon / 23-03-2037	USD	750.00	750.00	7.250	100.000	6.625	7.625	6.625	20.333	16.675	12.756	168.525
<b>TOTAL PUBLIC SECTOR EUROBONDS</b>		<b>28,382.469</b>	<b>31,314.13</b>									

BDL EURO CDS												
MATURITY	SIZE MM	TYPE	COUPON	Issue P.	BID \$	Ask \$	MID. P	YIELD	SPREAD	DURATION	CONVEXITY	
Not Available												

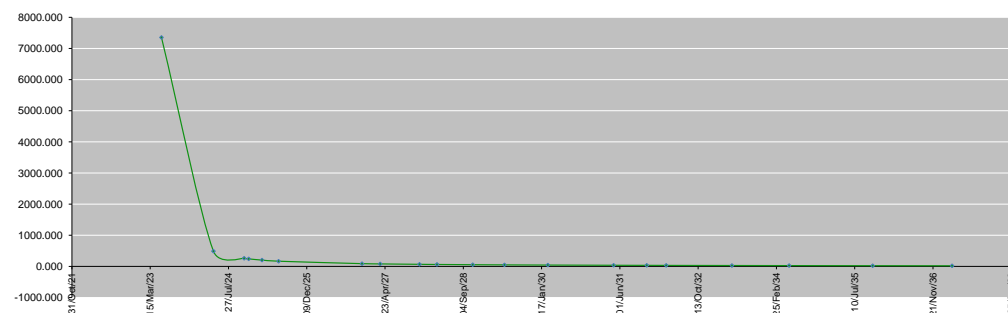
LEBANESE PRIVATE SECTOR DEBT												
MATURITY	SIZE MM	TYPE	COUPON	Issue P.	BID \$	Ask \$	MID. P	YIELD	SPREAD	DURATION	CONVEXITY	
Bank Audi S.A.L/16-10-2023	USD 350	Bond	6.75	100	42.50	44.50	42.50	114.57	125.36	0.70	0.64	

World Yields in Native Terms	O/N	3 Months	6 Months	9 Months	1 Year	2 Years	3 Years	5 Years	7 Years	10 Years	30 Years
EUR	-	2.53	2.84	2.70	2.70	2.61	2.42	2.28	2.19	2.24	2.27
U.S.A	-	4.74	4.71	--	4.32	4.04	3.91	3.67	3.62	3.53	3.67
U.K	-	4.10	4.25	--	3.75	3.37	3.39	3.28	3.30	3.40	3.79
Japan	-	-0.25	-0.19	-0.10	-0.09	-0.05	-0.02	0.15	0.24	0.34	1.33

Libor	USD	EUR	JPY	GBP
1 Months	4.68	0.00	0.00	4.08
2 Months	0.00	0.00	0.00	0.00
3 Months	4.87	0.00	0.00	4.26
6 Months	5.05	0.00	0.00	4.54
1 Year	5.14	0.00	0.00	0.00

Spot Rates	Bid	Ask
Lebanese Pound	15000.00	15020.00
Euro	1.06	1.0605
British Sterling Pound	1.21	1.2072
Japanese Yen	133.68	133.7100
Gold	1912.19	1912.70

Lebanese Republic USD Eurobonds Yield Curve



Disclaimer: The Capital Markets Authority (CMA) publishes reports for general information purposes only. However, under no circumstances the CMA will accept any responsibility or liability in connection with the use of the information provided in these reports or on this website.  
(Source: Thomson Reuters Eikon)

Contact us by email: [research@cma.gov.lb](mailto:research@cma.gov.lb)