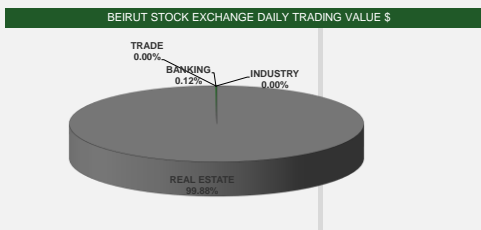
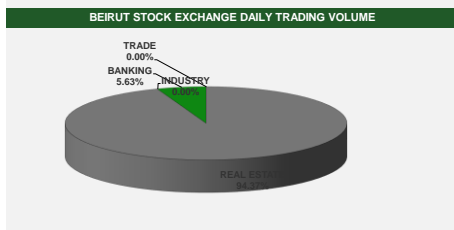


LISTED COMPANIES	LISTED SHARES	LISTED MARKET CAP.	TOTAL ORDINARY SHARES	PREFERRED SHARES	PREFERRED SHARES ISSUE PRICE	TOTAL MARKET CAP.	CUR.	TRADED VOLUME	TRADED VALUE	CLOSING PRICE	OPEN PRICE	HIGH PRICE	LOW PRICE	PREVIOUS PRICE
	(MM)	(MM \$)	(MM)	(MM)	USD	(MM \$)								
SOLIDERE A	100.00	7,900.00	100.00			7,900.00	USD	8,484	664,072	79.00	75.15	80.00	75.10	76.95
SOLIDERE B	65.00	5,164.25	65.00			5,164.25	USD	4,921	378,236	79.45	74.10	80.00	74.10	74.85
BQ.LIB. POUR LE COMMERCE	71.03	66.06	214.00			199.02	USD	-	-	0.93	-	-	-	0.93
BQ.LIB. POUR LE COMMERCE PRAF. "D"	0.75	44.63		0.75		44.63	USD	-	-	59.50	-	-	-	59.50
BQ.LIB. POUR LE COMMERCE PRAF. "E"	0.26	15.68		0.26		15.68	USD	-	-	59.50	-	-	-	59.50
BANQUE AUDI	588.54	918.12	588.54			918.12	USD	800	1,248	1.56	1.56	1.56	1.56	1.56
BANQUE AUDI GDR	119.64	155.53	119.64			155.53	USD	-	-	1.30	-	-	-	1.30
BANQUE AUDI PREFERRED "H"	0.75	55.50		0.75	100.00	55.50	USD	-	-	74.00	-	-	-	74.00
BANQUE AUDI PREFERRED "I"	2.50	107.25		2.50	100.00	107.25	USD	-	-	42.90	-	-	-	42.90
BANQUE AUDI PREFERRED "J"	2.75	115.50		2.75	100.00	115.50	USD	-	-	42.00	-	-	-	42.00
BANK OF BEIRUT	25.56	383.40	61.00			914.96	USD	-	-	15.00	-	-	-	15.00
BANK OF BEIRUT PRIORITY	0.00	-		3.57	0.00	74.97	USD	-	-	21.00	-	-	-	21.00
BANK OF BEIRUT PREFERRED SHARES "H"	5.40	135.00		5.40	25.00	135.00	USD	-	-	25.00	-	-	-	25.00
BANK OF BEIRUT PREFERRED SHARES "I"	5.00	125.00		5.00	25.00	125.00	USD	-	-	25.00	-	-	-	25.00
BANK OF BEIRUT PREFERRED SHARES "J"	3.00	75.00		3.00	25.00	75.00	USD	-	-	25.00	-	-	-	25.00
BANK OF BEIRUT PREFERRED SHARES "K"	4.00	100.00		4.00	25.00	100.00	USD	-	-	25.00	-	-	-	25.00
BYBLOS BANK	565.52	424.14	565.52			424.14	USD	-	-	0.75	-	-	-	0.75
BYBLOS BANK GDR	1.31	26.18	1.31			26.18	USD	-	-	20.00	-	-	-	20.00
BYBLOS BANK PREFERRED SHARES 2008	2.00	54.00		2.00	100.00	54.00	USD	-	-	27.00	-	-	-	27.00
BYBLOS BANK PREFERRED SHARES 2009	2.00	75.96		2.00	96.00	75.96	USD	-	-	37.98	-	-	-	37.98
BEMO Bank	77.50	89.13	77.50			89.13	USD	-	-	1.15	-	-	-	1.15
BEMO PREFERRED 2013	0.35	17.50		0.35	100.00	17.50	USD	-	-	50.00	-	-	-	50.00
BLOM BANK GDR	73.90	214.30	73.90			214.30	USD	-	-	2.90	-	-	-	2.90
BLOM BANK	215.00	537.50	215.00			537.50	USD	-	-	2.50	-	-	-	2.50
HOLCIM Liban	19.52	627.44	19.52			627.44	USD	-	-	32.15	-	-	-	32.15
STE DES CIMENTS BLANCS N	9.00	114.75	9.00			114.75	USD	-	-	12.75	-	-	-	12.75
TOTAL EXECUTED	1,960.27	17,541.81	2,109.91	32.33		18,281.29		14,205.00	1,043,556.00					
Official USD Closing		15,000												

LEBANESE GLOBAL DEPOSITORY RECEIPTS	SHARES MM	BID \$	ASK \$	MID PRICE \$
BLOM BANK	73.90	record could not be found	record could not be found	record could not be found
BYBLOS BANK	1.31	record could not be found	record could not be found	record could not be found
AUDI BANK	116.24	record could not be found	record could not be found	record could not be found

STOCK INDEX	VALUE	PREVIOUS VALUE	% OF CHANGE
MARKET VALUE WEIGHTED INDEX	3691.26	3413.79	8.13%
NUMBER OF TRANSACTIONS	35		



Disclaimer: The Capital Markets Authority (CMA) publishes reports for general information purposes only. However, under no circumstances the CMA will accept any responsibility or liability in connection with the use of the information provided in these reports or on this website.
(Source: Thomson Reuters Eikon)

MATURITY	CURRENCY	ISSUED AMMOUNT (MM)	OUTSTANDING AMOUNT (MM)	COUPON	ISSUE P.	BIDS	ASKS	MID. P	SPREAD 3 MONTH US		DURATION	CONVEXITY
									YIELD	TREASURY		
Lebanon / 9-03-2020	USD	1,200.00	1,200.00	6.375	100.000							
Lebanon / 12-04-2020	USD	700.00	700.00	5.800	100.000							
Lebanon / 19-06-2020	USD	600.00	600.00	6.150	100.000	7.000	8.000	7.000	134414.203	0.000	0.000	0.000
Lebanon / 12-04-2021	USD	2,092.47	2,092.47	8.250	100.000	7.000	8.000	7.000	291272.719	0.000	0.000	0.000
Lebanon / 27-05-2022	USD	500.00	500.00	6.250	100.000	7.000	8.000	7.000	364000.000	0.000	0.000	0.000
Lebanon / 04-10-2022	USD	1,540.00	1,540.00	6.100	100.000	7.000	8.000	7.000	590086.938	0.000	0.000	0.000
Lebanon / 27-01-2023	USD	1,100.00	1,100.00	6.000	100.000	7.000	8.000	7.000	540000.000	0.000	0.000	0.000
Lebanon / 26-05-2023	USD	500.00	500.00	6.400	100.000	7.000	8.000	7.000	5978.571	6136.998	0.017	0.000
Lebanon / 22-04-2024	USD	700.00	700.00	6.650	100.000	7.000	8.000	7.000	450.213	531.356	0.358	0.180
Lebanon / 04-11-2024	USD	500.00	538.47	6.250	100.000	7.000	8.000	7.000	245.307	240.138	0.762	0.755
Lebanon / 03-12-2024	USD	250.00	250.00	7.000	100.000	7.000	8.000	7.000	229.122	223.662	0.828	0.882
Lebanon / 26-02-2025	USD	800.00	800.00	6.200	100.000	7.000	8.000	7.000	192.484	186.757	1.023	1.311
Lebanon / 12-06-2025	USD	800.00	800.00	6.250	100.000	7.000	8.000	7.000	159.574	154.409	1.280	2.000
Lebanon / 27-11-2026	USD	1,600.00	1,600.00	6.600	100.000	7.000	8.000	7.000	85.792	81.102	2.631	7.852
Lebanon / 23-03-2027	USD	1,250.00	1,250.00	6.850	100.000	7.000	8.000	7.000	77.785	73.485	2.939	9.704
Lebanon / 29-11-2027	USD	1,000.00	1,000.00	6.750	100.000	7.000	8.000	7.000	64.910	60.581	3.598	14.310
Lebanon / 20-03-2028	USD	500.00	893.20	6.650	100.000	7.000	8.000	7.000	52.978	48.651	4.501	22.047
Lebanon / 03-11-2028	USD	700.00	1,700.00	7.000	100.000	7.000	8.000	7.000	60.393	56.090	3.897	16.690
Lebanon / 25-05-2029	USD	1,000.00	1,000.00	6.850	100.000	7.000	8.000	7.000	47.672	43.448	5.050	27.560
Lebanon / 27-11-2029	USD	1,500.00	1,500.00	11.500	100.000	7.000	8.000	7.000	43.723	39.501	5.547	33.060
Lebanon / 26-02-2030	USD	1,400.00	1,400.00	6.650	100.000	7.000	8.000	7.000	42.020	37.015	5.790	35.932
Lebanon / 22-04-2031	USD	300.00	300.00	7.000	100.000	7.000	8.000	7.000	35.547	31.329	6.931	50.990
Lebanon / 20-11-2031	USD	1,000.00	2,500.00	7.150	100.000	7.000	8.000	7.000	33.003	28.962	7.502	59.510
Lebanon / 23-03-2032	USD	1,000.00	1,000.00	7.000	100.000	7.009	7.907	7.009	31.646	27.613	7.838	64.831
Lebanon / 17-05-2033	USD	1,500.00	1,500.00	8.200	100.000	7.000	8.000	7.000	27.855	23.814	8.981	84.610
Lebanon / 17-05-2034	USD	1,500.00	1,500.00	8.250	100.000	7.000	8.000	7.000	25.217	21.177	9.974	103.930
Lebanon / 02-11-2035	USD	600.00	600.00	7.050	100.000	7.000	8.000	7.000	22.156	17.915	11.425	135.676
Lebanon / 27-07-2035	USD	1,500.00	1,500.00	12.000	100.000	7.000	8.000	7.000	22.654	18.611	11.162	129.620
Lebanon / 23-03-2037	USD	750.00	750.00	7.250	100.000	7.000	8.000	7.000	19.856	15.820	12.810	169.937
TOTAL PUBLIC SECTOR EUROBONDS		28,382.469	31,314.13									

BDL EURO CDS												
MATURITY	SIZE MM	TYPE	COUPON	Issue P.	BID \$	Ask \$	MID. P	YIELD	SPREAD	DURATION	CONVEXITY	
Not Available												

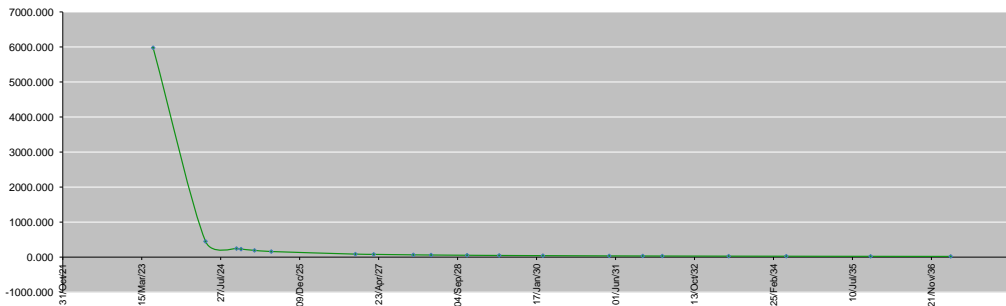
LEBANESE PRIVATE SECTOR DEBT												
MATURITY	SIZE MM	TYPE	COUPON	Issue P.	BID \$	Ask \$	MID. P	YIELD	SPREAD	DURATION	CONVEXITY	
Bank Audi S.A.L/16-10-2023	USD 350	Bond	6.75	100	42.50	44.50	42.50	114.57	125.36	0.70	0.64	

World Yields in Native Terms	O/N	3 Months	6 Months	9 Months	1 Year	2 Years	3 Years	5 Years	7 Years	10 Years	30 Years
EUR	-	2.71	2.99	3.17	3.23	3.18	3.00	2.81	2.71	2.72	2.67
U.S.A	-	4.88	5.17	--	5.08	4.89	4.61	4.28	4.19	4.02	3.99
U.K	-	4.11	4.23	--	4.04	3.63	3.68	3.64	3.71	3.84	4.22
Japan	-	-0.18	-0.11	--	-0.07	-0.04	0.00	0.20	0.44	0.50	1.41

Libor	USD	EUR	JPY	GBP
1 Months	4.67	0.00	0.00	4.03
2 Months	0.00	0.00	0.00	0.00
3 Months	4.97	0.00	0.00	4.32
6 Months	5.26	0.00	0.00	4.71
1 Year	5.68	0.00	0.00	0.00

Spot Rates	Bid	Ask
Lebanese Pound	15000.00	15020.00
Euro	1.06	1.0630
British Sterling Pound	1.20	1.1983
Japanese Yen	136.67	136.7000
Gold	1836.30	1836.93

Lebanese Republic USD Eurobonds Yield Curve



Disclaimer: The Capital Markets Authority (CMA) publishes reports for general information purposes only. However, under no circumstances the CMA will accept any responsibility or liability in connection with the use of the information provided in these reports or on this website.
(Source: Thomson Reuters Eikon)

Contact us by email: research@cma.oov.lb