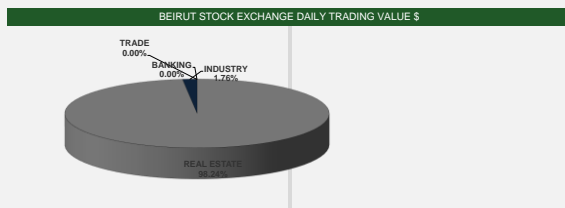
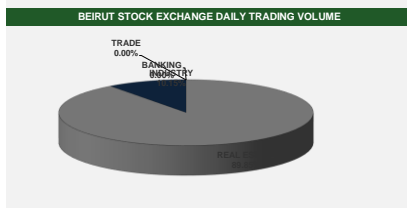


LISTED COMPANIES	LISTED SHARES	LISTED MARKET CAP.	TOTAL ORDINARY SHARES	PREFERRED SHARES	PREFERRED SHARES ISSUE PRICE	TOTAL MARKET CAP.	CUR.	TRADED VOLUME	TRADED VALUE	CLOSING PRICE	OPEN PRICE	HIGH PRICE	LOW PRICE	PREVIOUS PRICE
	(MM)	(MM \$)	(MM)	(MM)	USD	(MM \$)			USD					
SOLIERE A	100.00	9,300.00	100.00			9,300.00	USD	22,600	2,068,575	93.00	90.05	95.00	90.00	95.00
SOLIERE B	65.00	5,850.00	65.00			5,850.00	USD	4,600	414,000	90.00	90.00	90.00	90.00	95.80
BQ.LIB. POUR LE COMMERCE	71.03	66.06	214.00			199.02	USD	-	-	0.93	-	-	-	0.93
BQ.LIB. POUR LE COMMERCE PEF. "D"	0.75	44.63		0.75		44.63	USD	-	-	59.50	-	-	-	59.50
BQ.LIB. POUR LE COMMERCE PEF. "E"	0.26	15.68		0.26		15.68	USD	-	-	59.50	-	-	-	59.50
BANQUE AUDI	588.54	882.81	588.54			882.81	USD	-	-	1.50	-	-	-	1.50
BANQUE AUDI GDR	119.64	160.32	119.64			160.32	USD	-	-	1.34	-	-	-	1.34
BANQUE AUDI PREFERRED "H"	0.75	55.50		0.75	100.00	55.50	USD	-	-	74.00	-	-	-	74.00
BANQUE AUDI PREFERRED "I"	2.50	107.25		2.50	100.00	107.25	USD	-	-	42.90	-	-	-	42.90
BANQUE AUDI PREFERRED "J"	2.75	115.50		2.75	100.00	115.50	USD	-	-	42.00	-	-	-	42.00
BANK OF BEIRUT	25.56	383.40	61.00			914.96	USD	-	-	15.00	-	-	-	15.00
BANK OF BEIRUT PRIORITY	0.00	-		3.57	0.00	74.97	USD	-	-	21.00	-	-	-	21.00
BANK OF BEIRUT PREFERRED SHARES "H"	5.40	135.00		5.40	25.00	135.00	USD	-	-	25.00	-	-	-	25.00
BANK OF BEIRUT PREFERRED SHARES "I"	5.00	125.00		5.00	25.00	125.00	USD	-	-	25.00	-	-	-	25.00
BANK OF BEIRUT PREFERRED SHARES "J"	3.00	75.00		3.00	25.00	75.00	USD	-	-	25.00	-	-	-	25.00
BANK OF BEIRUT PREFERRED SHARES "K"	4.00	100.00		4.00	25.00	100.00	USD	-	-	25.00	-	-	-	25.00
BYBLOS BANK	565.52	407.17	565.52			407.17	USD	-	-	0.72	-	-	-	0.72
BYBLOS BANK GDR	1.31	26.18	1.31			26.18	USD	-	-	20.00	-	-	-	20.00
BYBLOS BANK PREFERRED SHARES 2008	2.00	54.00		2.00	100.00	54.00	USD	-	-	27.00	-	-	-	27.00
BYBLOS BANK PREFERRED SHARES 2009	2.00	75.96		2.00	96.00	75.96	USD	-	-	37.98	-	-	-	37.98
BEMO Bank	77.50	89.13	77.50			89.13	USD	-	-	1.15	-	-	-	1.15
BEMO PREFERRED 2013	0.35	17.50		0.35	100.00	17.50	USD	-	-	50.00	-	-	-	50.00
BLOM BANK GDR	73.90	184.74	73.90			184.74	USD	-	-	2.50	-	-	-	2.50
BLOM BANK	215.00	537.50	215.00			537.50	USD	-	-	2.50	-	-	-	2.50
HOLCIM Liban	19.52	624.51	19.52			624.51	USD	-	-	32.00	-	-	-	32.00
STE DES CIMENTS BLANCS N	9.00	130.50	9.00			130.50	USD	3,074	44,573	14.50	14.50	14.50	14.50	12.75
<b>TOTAL EXECUTED</b>	<b>1,960.27</b>	<b>19,563.33</b>	<b>2,109.91</b>	<b>32.33</b>		<b>20,302.81</b>		<b>30,274.00</b>	<b>2,527,148.00</b>					
Official USD Closing		15,000												

LEBANESE GLOBAL DEPOSITARY RECEIPTS	SHARES MM	BID \$	ASK \$	MID PRICE \$	STOCK INDEX	VALUE	PREVIOUS VALUE	% OF CHANGE
BLOM BANK	73.90	record could not be found	record could not be found	record could not be found	MARKET VALUE WEIGHTED INDEX	4959.53	5341.79	-7.16%
BYBLOS BANK	1.31	record could not be found	record could not be found	record could not be found	NUMBER OF TRANSACTIONS	20		
AUDI BANK	116.24	record could not be found	record could not be found	record could not be found				



Disclaimer: The Capital Markets Authority (CMA) publishes reports for general information purposes only. However, under no circumstances the CMA will accept any responsibility or liability in connection with the use of the information provided in these reports or on this website. (Source: Thomson Reuters Eikon)

MATURITY	CURRENCY	ISSUED AMOUNT (MM)	OUTSTANDING AMOUNT (MM)	COUPON	ISSUE P.	BIDS	ASKS	SPREAD 3 MONTH US		DURATION	CONVEXITY
								MID. P	YIELD		
Lebanon / 9-03-2020	USD	1,200.00	1,200.00	6.375	100.000						
Lebanon / 12-04-2020	USD	700.00	700.00	5.800	100.000						
Lebanon / 19-06-2020	USD	600.00	600.00	6.150	100.000	6.875	7.875	6.875	134414.203	0.000	0.000
Lebanon / 12-04-2021	USD	2,092.47	2,092.47	8.250	100.000	6.875	7.875	6.875	291272.719	0.000	0.000
Lebanon / 27-05-2022	USD	500.00	500.00	6.250	100.000	6.875	7.875	6.875	364000.000	0.000	0.000
Lebanon / 04-10-2022	USD	1,540.00	1,540.00	6.100	100.000	6.875	7.875	6.875	590086.938	0.000	0.000
Lebanon / 27-01-2023	USD	1,100.00	1,100.00	6.000	100.000	6.875	7.875	6.875	540000.000	0.000	0.000
Lebanon / 26-05-2023	USD	500.00	500.00	6.400	100.000	6.875	7.875	6.875	7740.260	7920.358	0.013
Lebanon / 22-04-2024	USD	700.00	700.00	6.650	100.000	6.875	7.875	6.875	490.324	610.697	0.323
Lebanon / 04-11-2024	USD	500.00	538.47	6.250	100.000	6.875	7.875	6.875	258.411	254.013	0.720
Lebanon / 03-12-2024	USD	250.00	250.00	7.000	100.000	6.875	7.875	6.875	240.687	236.044	0.785
Lebanon / 26-02-2025	USD	800.00	800.00	6.200	100.000	6.875	7.875	6.875	200.901	195.982	0.978
Lebanon / 12-06-2025	USD	800.00	800.00	6.250	100.000	6.875	7.875	6.875	165.570	161.310	1.234
Lebanon / 27-11-2026	USD	1,600.00	1,600.00	6.600	100.000	6.875	7.875	6.875	87.809	83.948	2.580
Lebanon / 23-03-2027	USD	1,250.00	1,250.00	6.850	100.000	6.875	7.875	6.875	79.493	75.937	2.888
Lebanon / 29-11-2027	USD	1,000.00	1,000.00	6.750	100.000	6.875	7.875	6.875	66.173	62.589	3.546
Lebanon / 20-03-2028	USD	500.00	893.20	6.650	100.000	6.875	7.875	6.875	53.886	50.307	4.448
Lebanon / 03-11-2028	USD	700.00	1,700.00	7.000	100.000	6.875	7.875	6.875	61.515	57.958	3.844
Lebanon / 25-05-2029	USD	1,000.00	1,000.00	6.850	100.000	6.875	7.875	6.875	48.439	44.890	4.997
Lebanon / 27-11-2029	USD	1,500.00	1,500.00	11.500	100.000	6.875	7.875	6.875	44.393	40.846	5.494
Lebanon / 26-02-2030	USD	1,400.00	1,400.00	6.650	100.000	6.875	7.875	6.875	42.651	38.551	5.737
Lebanon / 22-04-2031	USD	300.00	300.00	7.000	100.000	6.875	7.875	6.875	36.035	32.493	6.877
Lebanon / 20-11-2031	USD	1,000.00	2,500.00	7.150	100.000	6.875	7.875	6.875	33.440	29.975	7.448
Lebanon / 23-03-2032	USD	1,000.00	1,000.00	7.000	100.000	6.772	7.180	6.772	32.268	28.735	7.762
Lebanon / 17-05-2033	USD	1,500.00	1,500.00	8.200	100.000	6.875	7.875	6.875	28.196	24.733	8.927
Lebanon / 17-05-2034	USD	1,500.00	1,500.00	8.250	100.000	6.875	7.875	6.875	25.512	22.051	9.920
Lebanon / 02-11-2035	USD	600.00	600.00	7.050	100.000	6.875	7.875	6.875	22.402	18.509	11.370
Lebanon / 27-07-2035	USD	1,500.00	1,500.00	12.000	100.000	6.875	7.875	6.875	22.908	19.444	11.107
Lebanon / 23-03-2037	USD	750.00	750.00	7.250	100.000	6.875	7.875	6.875	20.067	16.611	12.755
<b>TOTAL PUBLIC SECTOR EURO BONDS</b>		<b>28,382.469</b>	<b>31,314.13</b>								

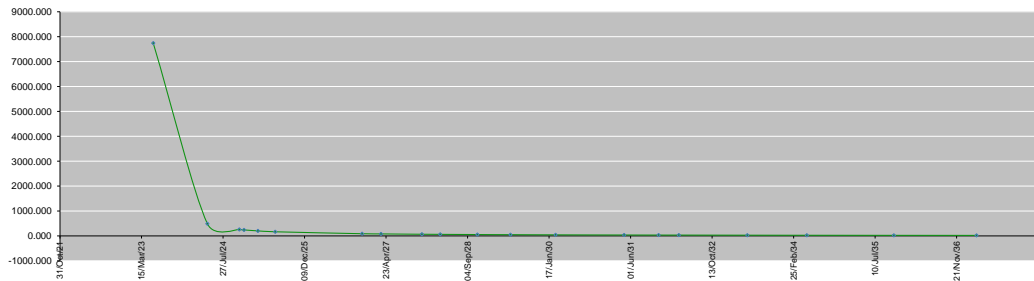
BDL EURO CDS												
MATURITY	SIZE MM	TYPE	COUPON	Issue P.	BID \$	Ask \$	MID. P	YIELD	SPREAD	DURATION	CONVEXITY	
Not Available												

LEBANESE PRIVATE SECTOR DEBT												
MATURITY	SIZE MM	TYPE	COUPON	Issue P.	BID \$	Ask \$	MID. P	YIELD	SPREAD	DURATION	CONVEXITY	
Bank Audi S.A.L/16-10-2023	USD 350	Bond	6.75	100	42.50	44.50	42.50	114.57	125.36	0.70	0.64	

World Yields in Native Terms	O/N	3 Months	6 Months	9 Months	1 Year	2 Years	3 Years	5 Years	7 Years	10 Years	30 Years
EUR	-	2.55	2.86	2.81	2.74	2.56	2.41	2.27	2.18	2.26	2.29
U.S.A	-	4.79	4.87	--	4.52	4.11	3.93	3.68	3.64	3.54	3.70
U.K	-	4.04	4.14	--	3.73	3.26	3.29	3.20	3.25	3.36	3.84
Japan	-	-0.28	-0.21	-0.16	-0.12	-0.07	-0.07	0.05	0.11	0.23	1.22

Libor	USD	EUR	JPY	GBP	Spot Rates	Bid	Ask
1 Month	4.78	0.00	0.00	4.08	Lebanese Pound	15000.00	15020.00
2 Months	0.00	0.00	0.00	0.00	Euro	1.08	1.0779
3 Months	5.00	0.00	0.00	4.24	British Sterling Pound	1.23	1.2259
6 Months	5.05	0.00	0.00	4.47	Japanese Yen	132.21	132.2400
1 Year	5.03	0.00	0.00	0.00	Gold	1967.40	1968.10

Lebanese Republic USD Eurobonds Yield Curve



Disclaimer: The Capital Markets Authority (CMA) publishes reports for general information purposes only. However, under no circumstances the CMA will accept any responsibility or liability in connection with the use of the information provided in these reports or on this website.  
(Source: Thomson Reuters Eikon)

Contact us by email: [research@cma.oov.lb](mailto:research@cma.oov.lb)