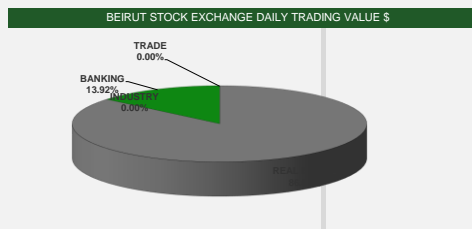
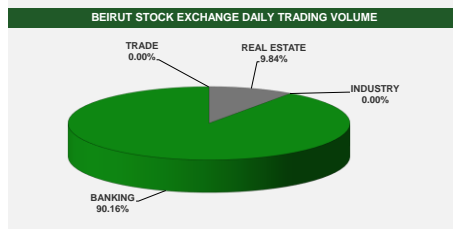


LISTED COMPANIES	LISTED SHARES	LISTED MARKET CAP.	TOTAL ORDINARY SHARES	PREFERRED SHARES	PREFERRED SHARES ISSUE PRICE	TOTAL MARKET CAP.	CUR.	TRADED VOLUME	TRADED VALUE	CLOSING PRICE	OPEN PRICE	HIGH PRICE	LOW PRICE	PREVIOUS PRICE
	(MM)	(MM \$)	(MM)	(MM)	USD	(MM \$)								
SOLIDERE A	100.00	8,505.00	100.00			8,505.00	USD	1,309	111,303	85.05	85.10	85.10	84.25	85.50
SOLIDERE B	65.00	5,846.75	65.00			5,846.75	USD	-	-	89.95	-	-	-	89.95
BQ.LIB. POUR LE COMMERCE	71.03	66.06	214.00			199.02	USD	-	-	0.93	-	-	-	0.93
BQ.LIB. POUR LE COMMERCE PRAF. "D"	0.75	44.63		0.75		44.63	USD	-	-	59.50	-	-	-	59.50
BQ.LIB. POUR LE COMMERCE PRAF. "E"	0.26	15.68		0.26		15.68	USD	-	-	59.50	-	-	-	59.50
BANQUE AUDI	588.54	882.81	588.54			882.81	USD	12,000	18,000	1.50	1.50	1.50	1.50	1.50
BANQUE AUDI GDR	119.64	160.32	119.64			160.32	USD	-	-	1.34	-	-	-	1.34
BANQUE AUDI PREFERRED "H"	0.75	55.50		0.75	100.00	55.50	USD	-	-	74.00	-	-	-	74.00
BANQUE AUDI PREFERRED "I"	2.50	107.25		2.50	100.00	107.25	USD	-	-	42.90	-	-	-	42.90
BANQUE AUDI PREFERRED "J"	2.75	115.50		2.75	100.00	115.50	USD	-	-	42.00	-	-	-	42.00
BANK OF BEIRUT	25.56	383.40	61.00			914.96	USD	-	-	15.00	-	-	-	15.00
BANK OF BEIRUT PRIORITY	0.00	-		3.57	0.00	74.97	USD	-	-	21.00	-	-	-	21.00
BANK OF BEIRUT PREFERRED SHARES "H"	5.40	135.00		5.40	25.00	135.00	USD	-	-	25.00	-	-	-	25.00
BANK OF BEIRUT PREFERRED SHARES "I"	5.00	125.00		5.00	25.00	125.00	USD	-	-	25.00	-	-	-	25.00
BANK OF BEIRUT PREFERRED SHARES "J"	3.00	75.00		3.00	25.00	75.00	USD	-	-	25.00	-	-	-	25.00
BANK OF BEIRUT PREFERRED SHARES "K"	4.00	100.00		4.00	25.00	100.00	USD	-	-	25.00	-	-	-	25.00
BYBLOS BANK	565.52	407.17	565.52			407.17	USD	-	-	0.72	-	-	-	0.72
BYBLOS BANK GDR	1.31	26.18	1.31			26.18	USD	-	-	20.00	-	-	-	20.00
BYBLOS BANK PREFERRED SHARES 2008	2.00	54.00		2.00	100.00	54.00	USD	-	-	27.00	-	-	-	27.00
BYBLOS BANK PREFERRED SHARES 2009	2.00	75.96		2.00	96.00	75.96	USD	-	-	37.98	-	-	-	37.98
BEMO Bank	77.50	89.13	77.50			89.13	USD	-	-	1.15	-	-	-	1.15
BEMO PREFERRED 2013	0.35	17.50		0.35	100.00	17.50	USD	-	-	50.00	-	-	-	50.00
BLOM BANK GDR	73.90	184.74	73.90			184.74	USD	-	-	2.50	-	-	-	2.50
BLOM BANK	215.00	537.50	215.00			537.50	USD	-	-	2.50	-	-	-	2.50
HOLCIM Liban	19.52	624.51	19.52			624.51	USD	-	-	32.00	-	-	-	32.00
STE DES CEMENTS BLANCS N	9.00	130.50	9.00			130.50	USD	-	-	14.50	-	-	-	14.50
<b>TOTAL EXECUTED</b>	<b>1,960.27</b>	<b>18,765.08</b>	<b>2,109.91</b>	<b>32.33</b>		<b>19,504.56</b>		<b>13,309.00</b>	<b>129,303.00</b>					
Official USD Closing	15,000													

LEBANESE GLOBAL DEPOSITARY RECEIPTS	SHARES MM	BID \$	ASK \$	MID PRICE \$	STOCK INDEX	VALUE	PREVIOUS VALUE	% OF CHANGE
BLOM BANK	73.90	record could not be found	record could not be found	record could not be found	MARKET VALUE WEIGHTED INDEX	4454.61	4481.87	-0.61%
BYBLOS BANK	1.31	record could not be found	record could not be found	record could not be found	NUMBER OF TRANSACTIONS	4		
AUDI BANK	116.24	record could not be found	record could not be found	record could not be found				



Disclaimer: The Capital Markets Authority (CMA) publishes reports for general information purposes only. However, under no circumstances the CMA will accept any responsibility or liability in connection with the use of the information provided in these reports or on this website.  
(Source: Thomson Reuters Eikon)

MATURITY	CURRENCY	ISSUED AMMOUNT (MM)	OUTSTANDING AMOUNT (MM)	COUPON	ISSUE P.	BID\$	ASK\$	MID. P	SPREAD 3 MONTH US		DURATION	CONVEXITY
									YIELD	TREASURY		
Lebanon / 9-03-2020	USD	1,200.00	1,200.00	6.375	100.000							
Lebanon / 12-04-2020	USD	700.00	700.00	5.800	100.000							
Lebanon / 19-06-2020	USD	600.00	600.00	6.150	100.000	6.875	7.875	6.875	134414.203	0.000	0.000	0.000
Lebanon / 12-04-2021	USD	2,092.47	2,092.47	8.250	100.000	6.875	7.875	6.875	291272.719	0.000	0.000	0.000
Lebanon / 27-05-2022	USD	500.00	500.00	6.250	100.000	6.875	7.875	6.875	364000.000	0.000	0.000	0.000
Lebanon / 04-10-2022	USD	1,540.00	1,540.00	6.100	100.000	6.875	7.875	6.875	590086.938	0.000	0.000	0.000
Lebanon / 27-01-2023	USD	1,100.00	1,100.00	6.000	100.000	6.875	7.875	6.875	540000.000	0.000	0.000	0.000
Lebanon / 26-05-2023	USD	500.00	500.00	6.400	100.000	6.375	7.375	6.375	8961.117	9159.091	0.011	0.000
Lebanon / 22-04-2024	USD	700.00	700.00	6.650	100.000	6.375	7.375	6.375	524.393	672.452	0.306	0.140
Lebanon / 04-11-2024	USD	500.00	538.47	6.250	100.000	6.500	7.500	6.500	269.193	264.806	0.699	0.641
Lebanon / 03-12-2024	USD	250.00	250.00	7.000	100.000	6.500	7.500	6.500	250.433	245.777	0.764	0.757
Lebanon / 26-02-2025	USD	800.00	800.00	6.200	100.000	6.375	7.375	6.375	210.542	205.612	0.951	1.140
Lebanon / 12-06-2025	USD	800.00	800.00	6.250	100.000	6.375	7.375	6.375	173.004	168.765	1.204	1.780
Lebanon / 27-11-2026	USD	1,600.00	1,600.00	6.600	100.000	6.375	7.375	6.375	91.109	87.350	2.545	7.361
Lebanon / 23-03-2027	USD	1,250.00	1,250.00	6.850	100.000	6.375	7.375	6.375	82.414	78.900	2.852	9.152
Lebanon / 29-11-2027	USD	1,000.00	1,000.00	6.750	100.000	6.375	7.375	6.375	68.515	64.975	3.508	13.630
Lebanon / 20-03-2028	USD	500.00	893.20	6.650	100.000	6.375	7.375	6.375	55.725	52.192	4.409	21.178
Lebanon / 03-11-2028	USD	700.00	1,700.00	7.000	100.000	6.250	7.250	6.250	64.187	60.674	3.800	15.890
Lebanon / 25-05-2029	USD	1,000.00	1,000.00	6.850	100.000	6.375	7.375	6.375	50.064	46.549	4.958	26.580
Lebanon / 27-11-2029	USD	1,500.00	1,500.00	11.500	100.000	6.250	7.250	6.250	46.229	42.716	5.446	31.890
Lebanon / 26-02-2030	USD	1,400.00	1,400.00	6.650	100.000	6.375	7.375	6.375	44.055	40.005	5.697	34.801
Lebanon / 22-04-2031	USD	300.00	300.00	7.000	100.000	6.375	7.375	6.375	37.196	33.687	6.636	49.630
Lebanon / 20-11-2031	USD	1,000.00	2,500.00	7.150	100.000	6.375	7.375	6.375	34.508	31.047	7.407	58.040
Lebanon / 23-03-2032	USD	1,000.00	1,000.00	7.000	100.000	5.937	7.170	5.937	34.018	30.527	7.725	62.988
Lebanon / 17-05-2033	USD	1,500.00	1,500.00	8.200	100.000	6.375	7.375	6.375	29.080	25.621	8.885	82.830
Lebanon / 17-05-2034	USD	1,500.00	1,500.00	8.250	100.000	6.375	7.375	6.375	26.305	22.847	9.878	101.950
Lebanon / 02-11-2035	USD	600.00	600.00	7.050	100.000	6.375	7.375	6.375	23.091	19.189	11.327	133.399
Lebanon / 27-07-2035	USD	1,500.00	1,500.00	12.000	100.000	6.375	7.375	6.375	23.613	20.153	11.065	127.390
Lebanon / 23-03-2037	USD	750.00	750.00	7.250	100.000	6.375	7.375	6.375	20.679	17.226	12.712	167.379
<b>TOTAL PUBLIC SECTOR EUROBONDS</b>		<b>28,382.469</b>	<b>31,314.13</b>									

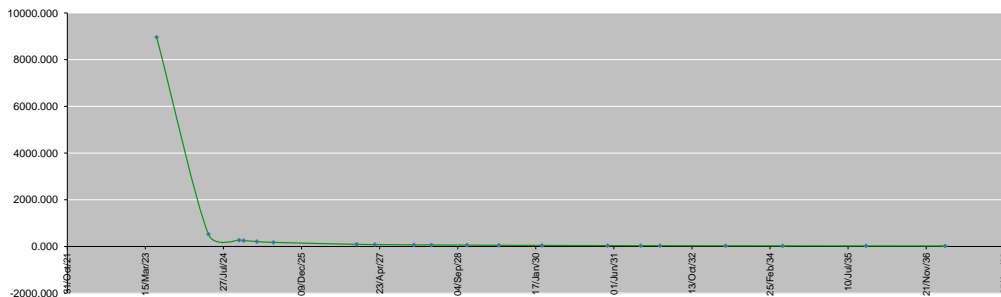
BDL EURO CDS												
MATURITY	SIZE MM	TYPE	COUPON	Issue P.	BID \$	Ask \$	MID. P	YIELD	SPREAD	DURATION	CONVEXITY	
Not Available												

LEBANESE PRIVATE SECTOR DEBT												
MATURITY	SIZE MM	TYPE	COUPON	Issue P.	BID \$	Ask \$	MID. P	YIELD	SPREAD	DURATION	CONVEXITY	
Bank Audi S.A.L/16-10-2023	USD 350	Bond	6.75	100	42.50	44.50	42.50	114.57	125.36	0.70	0.64	

World Yields in Native Terms	Q/N	3 Months	6 Months	9 Months	1 Year	2 Years	3 Years	5 Years	7 Years	10 Years	30 Years
EUR	-	2.55	2.94	2.95	2.97	2.62	2.45	2.29	2.21	2.27	2.30
U.S.A	-	4.73	4.83	--	4.51	3.99	3.77	3.56	3.54	3.49	3.69
U.K	-	4.33	4.55	--	3.94	3.38	3.38	3.28	3.30	3.42	3.87
Japan	-	-0.29	-0.21	-0.14	-0.10	-0.06	-0.04	0.09	0.22	0.40	1.33

Libor	USD	EUR	JPY	GBP	Spot Rates	Bid	Ask
1 Months	4.78	0.00	0.00	4.09	Lebanese Pound	15000.00	15020.00
2 Months	0.00	0.00	0.00	0.00	Euro	1.09	1.0875
3 Months	5.02	0.00	0.00	4.24	British Sterling Pound	1.23	1.2289
6 Months	5.01	0.00	0.00	4.47	Japanese Yen	131.31	131.3200
1 Year	5.00	0.00	0.00	0.00	Gold	1977.17	1977.37

Lebanese Republic USD Eurobonds Yield Curve



Disclaimer: The Capital Markets Authority (CMA) publishes reports for general information purposes only. However, under no circumstances the CMA will accept any responsibility or liability in connection with the use of the information provided in these reports or on this website. (Source: Thomson Reuters Eikon)

Contact us by email: [research@cma.lov.lb](mailto:research@cma.lov.lb)