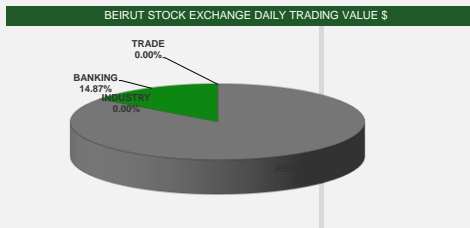
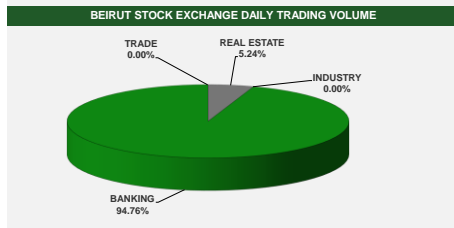


LISTED COMPANIES	LISTED SHARES	LISTED MARKET CAP.	TOTAL ORDINARY SHARES	PREFERRED SHARES	PREFERRED SHARES ISSUE PRICE	TOTAL MARKET CAP.	CUR.	TRADED VOLUME	TRADED VALUE	CLOSING PRICE	OPEN PRICE	HIGH PRICE	LOW PRICE	PREVIOUS PRICE
	(MM)	(MM \$)	(MM)	(MM)	USD	(MM \$)								
SOLIDERE A	100.00	8,560.00	100.00			8,560.00	USD	1,600	136,920	85.60	84.20	87.00	84.20	85.05
SOLIDERE B	65.00	5,492.50	65.00			5,492.50	USD	3,650	308,575	84.50	85.00	85.00	83.00	89.95
BQ.LIB. POUR LE COMMERCE	71.03	66.06	214.00			199.02	USD	-	-	0.93	-	-	-	0.93
BQ.LIB. POUR LE COMMERCE PRAF. "D"	0.75	44.63		0.75		44.63	USD	-	-	59.50	-	-	-	59.50
BQ.LIB. POUR LE COMMERCE PRAF. "E"	0.26	15.68		0.26		15.68	USD	-	-	59.50	-	-	-	59.50
BANQUE AUDI	588.54	888.70	588.54			888.70	USD	10,582	15,979	1.51	1.51	1.51	1.51	1.50
BANQUE AUDI GDR	119.64	160.32	119.64			160.32	USD	-	-	1.34	-	-	-	1.34
BANQUE AUDI PREFERRED "H"	0.75	55.50		0.75	100.00	55.50	USD	-	-	74.00	-	-	-	74.00
BANQUE AUDI PREFERRED "I"	2.50	107.25		2.50	100.00	107.25	USD	-	-	42.90	-	-	-	42.90
BANQUE AUDI PREFERRED "J"	2.75	115.50		2.75	100.00	115.50	USD	-	-	42.00	-	-	-	42.00
BANK OF BEIRUT	25.56	383.40	61.00			914.96	USD	-	-	15.00	-	-	-	15.00
BANK OF BEIRUT PRIORITY	0.00	-		3.57	0.00	74.97	USD	-	-	21.00	-	-	-	21.00
BANK OF BEIRUT PREFERRED SHARES "H"	5.40	135.00		5.40	25.00	135.00	USD	-	-	25.00	-	-	-	25.00
BANK OF BEIRUT PREFERRED SHARES "I"	5.00	125.00		5.00	25.00	125.00	USD	-	-	25.00	-	-	-	25.00
BANK OF BEIRUT PREFERRED SHARES "J"	3.00	75.00		3.00	25.00	75.00	USD	-	-	25.00	-	-	-	25.00
BANK OF BEIRUT PREFERRED SHARES "K"	4.00	100.00		4.00	25.00	100.00	USD	-	-	25.00	-	-	-	25.00
BYBLOS BANK	565.52	412.83	565.52			412.83	USD	84,448	61,823	0.73	0.72	0.75	0.72	0.72
BYBLOS BANK GDR	1.31	26.18	1.31			26.18	USD	-	-	20.00	-	-	-	20.00
BYBLOS BANK PREFERRED SHARES 2008	2.00	54.00		2.00	100.00	54.00	USD	-	-	27.00	-	-	-	27.00
BYBLOS BANK PREFERRED SHARES 2009	2.00	75.96		2.00	96.00	75.96	USD	-	-	37.98	-	-	-	37.98
BEMO Bank	77.50	89.13	77.50			89.13	USD	-	-	1.15	-	-	-	1.15
BEMO PREFERRED 2013	0.35	17.50		0.35	100.00	17.50	USD	-	-	50.00	-	-	-	50.00
BLOM BANK GDR	73.90	184.74	73.90			184.74	USD	-	-	2.50	-	-	-	2.50
BLOM Bank	215.00	537.50	215.00			537.50	USD	-	-	2.50	-	-	-	2.50
HOLCIM Liban	19.52	624.51	19.52			624.51	USD	-	-	32.00	-	-	-	32.00
STE DES CEMENTS BLANCS N	9.00	130.50	9.00			130.50	USD	-	-	14.50	-	-	-	14.50
TOTAL EXECUTED	1,960.27	18,477.37	2,109.91	32.33		19,216.85		100,280.00	523,297.00					
Official USD Closing		15,000												

LEBANESE GLOBAL DEPOSITARY RECEIPTS	SHARES MM	BID \$	ASK \$	MID PRICE \$	STOCK INDEX	VALUE	PREVIOUS VALUE	% OF CHANGE
BLOM BANK	73.90	record could not be found	record could not be found	record could not be found	MARKET VALUE WEIGHTED INDEX	4268.42	4454.61	-4.18%
BYBLOS BANK	1.31	record could not be found	record could not be found	record could not be found	NUMBER OF TRANSACTIONS	17		
AUDI BANK	116.24	record could not be found	record could not be found	record could not be found				



Disclaimer: The Capital Markets Authority (CMA) publishes reports for general information purposes only. However, under no circumstances the CMA will accept any responsibility or liability in connection with the use of the information provided in these reports or on this website.
(Source: Thomson Reuters Eikon)

MATURITY	CURRENCY	ISSUED AMMOUNT (MM)	OUTSTANDING AMOUNT (MM)	COUPON	ISSUE P.	BIDS	ASKS	MID. P	YIELD	SPREAD 3 MONTH US		DURATION	CONVEXITY
										TREASURY			
Lebanon / 9-03-2020	USD	1,200.00	1,200.00	6.375	100.000								
Lebanon / 12-04-2020	USD	700.00	700.00	5.800	100.000								
Lebanon / 19-06-2020	USD	600.00	600.00	6.150	100.000	6.875	7.875	6.875	134414.203	0.000		0.000	0.000
Lebanon / 12-04-2021	USD	2,092.47	2,092.47	8.250	100.000	6.875	7.875	6.875	291272.719	0.000		0.000	0.000
Lebanon / 27-05-2022	USD	500.00	500.00	6.250	100.000	6.875	7.875	6.875	364000.000	0.000		0.000	0.000
Lebanon / 04-10-2022	USD	1,540.00	1,540.00	6.100	100.000	6.875	7.875	6.875	590086.938	0.000		0.000	0.000
Lebanon / 27-01-2023	USD	1,100.00	1,100.00	6.000	100.000	6.875	7.875	6.875	540000.000	0.000		0.000	0.000
Lebanon / 26-05-2023	USD	500.00	500.00	6.400	100.000	6.375	7.375	6.375	9115.619	9314.365		0.011	0.000
Lebanon / 22-04-2024	USD	700.00	700.00	6.650	100.000	6.375	7.375	6.375	526.825	679.311		0.304	0.140
Lebanon / 04-11-2024	USD	500.00	538.47	6.250	100.000	6.500	7.500	6.500	269.888	265.570		0.697	0.638
Lebanon / 03-12-2024	USD	250.00	250.00	7.000	100.000	6.500	7.500	6.500	251.038	246.438		0.762	0.753
Lebanon / 26-02-2025	USD	800.00	800.00	6.200	100.000	6.375	7.375	6.375	210.971	206.106		0.949	1.135
Lebanon / 12-06-2025	USD	800.00	800.00	6.250	100.000	6.375	7.375	6.375	173.297	169.120		1.202	1.770
Lebanon / 27-11-2026	USD	1,600.00	1,600.00	6.600	100.000	6.375	7.375	6.375	91.192	87.517		2.543	7.347
Lebanon / 23-03-2027	USD	1,250.00	1,250.00	6.850	100.000	6.375	7.375	6.375	82.482	79.055		2.849	9.135
Lebanon / 29-11-2027	USD	1,000.00	1,000.00	6.750	100.000	6.375	7.375	6.375	68.562	65.110		3.506	13.610
Lebanon / 20-03-2028	USD	500.00	893.20	6.650	100.000	6.375	7.375	6.375	55.756	52.310		4.407	21.153
Lebanon / 03-11-2028	USD	700.00	1,700.00	7.000	100.000	6.250	7.250	6.250	64.228	60.800		3.797	15.870
Lebanon / 25-05-2029	USD	1,000.00	1,000.00	6.850	100.000	6.375	7.375	6.375	50.089	46.645		4.955	26.550
Lebanon / 27-11-2029	USD	1,500.00	1,500.00	11.500	100.000	6.250	7.250	6.250	46.250	42.810		5.444	31.860
Lebanon / 26-02-2030	USD	1,400.00	1,400.00	6.650	100.000	6.375	7.375	6.375	44.075	40.095		5.694	34.769
Lebanon / 22-04-2031	USD	300.00	300.00	7.000	100.000	6.375	7.375	6.375	37.210	33.773		6.833	49.590
Lebanon / 20-11-2031	USD	1,000.00	2,500.00	7.150	100.000	6.375	7.375	6.375	34.520	31.102		7.404	57.990
Lebanon / 23-03-2032	USD	1,000.00	1,000.00	7.000	100.000	6.360	7.360	6.360	33.135	29.834		7.753	63.445
Lebanon / 17-05-2033	USD	1,500.00	1,500.00	8.200	100.000	6.375	7.375	6.375	29.088	25.673		8.882	82.780
Lebanon / 17-05-2034	USD	1,500.00	1,500.00	8.250	100.000	6.375	7.375	6.375	26.312	22.897		9.875	101.890
Lebanon / 02-11-2035	USD	600.00	600.00	7.050	100.000	6.375	7.375	6.375	23.096	19.188		11.325	133.335
Lebanon / 27-07-2035	USD	1,500.00	1,500.00	12.000	100.000	6.375	7.375	6.375	23.619	20.201		11.062	127.330
Lebanon / 23-03-2037	USD	750.00	750.00	7.250	100.000	6.375	7.375	6.375	20.683	17.273		12.710	167.307
TOTAL PUBLIC SECTOR EUROBONDS		28,382.469	31,314.13										

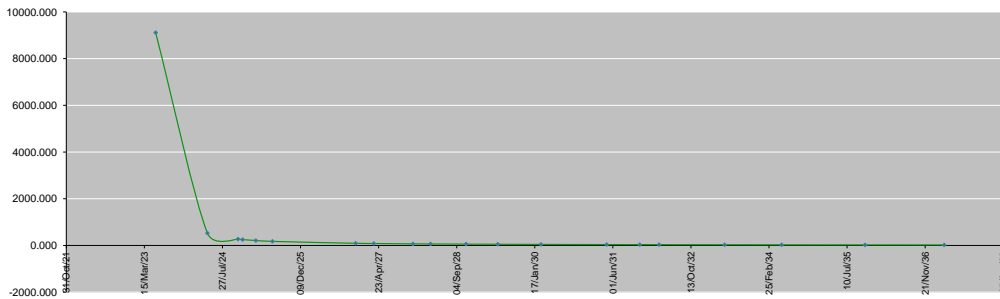
BDL EURO CDS												
MATURITY	SIZE MM	TYPE	COUPON	Issue P.	BID \$	Ask \$	MID. P	YIELD	SPREAD	DURATION	CONVEXITY	
Not Available												

LEBANESE PRIVATE SECTOR DEBT												
MATURITY	SIZE MM	TYPE	COUPON	Issue P.	BID \$	Ask \$	MID. P	YIELD	SPREAD	DURATION	CONVEXITY	
Bank Audi S.A.L/16-10-2023	USD 350	Bond	6.75	100	42.50	44.50	42.50	114.57	125.36	0.70	0.64	

World Yields in Native Terms	O/N	3 Months	6 Months	9 Months	1 Year	2 Years	3 Years	5 Years	7 Years	10 Years	30 Years
EUR	-	2.54	2.81	2.81	2.78	2.29	2.12	1.99	1.94	2.03	2.11
U.S.A	-	4.62	4.64	--	4.20	3.63	3.44	3.28	3.30	3.31	3.61
U.K	-	4.31	4.51	--	3.69	3.06	3.06	2.99	3.05	3.18	3.67
Japan	-	-0.27	-0.21	-0.13	-0.11	-0.07	-0.05	0.07	0.21	0.38	1.34

Libor	USD	EUR	JPY	GBP	Spot Rates	Bid	Ask
1 Months	4.80	0.00	0.00	4.19	Lebanese Pound	15000.00	15020.00
2 Months	0.00	0.00	0.00	0.00	Euro	1.07	1.0723
3 Months	5.08	0.00	0.00	4.39	British Sterling Pound	1.22	1.2198
6 Months	5.12	0.00	0.00	4.70	Japanese Yen	129.94	129.9700
1 Year	5.18	0.00	0.00	0.00	Gold	1993.09	1993.60

Lebanese Republic USD Eurobonds Yield Curve



Disclaimer: The Capital Markets Authority (CMA) publishes reports for general information purposes only. However, under no circumstances the CMA will accept any responsibility or liability in connection with the use of the information provided in these reports or on this website.
(Source: Thomson Reuters Eikon)

Contact us by email: research@cma.lov.lb