

LISTED COMPANIES	LISTED SHARES	LISTED MARKET CAP.	TOTAL ORDINARY SHARES	PREFERRED SHARES	PREFERRED SHARES ISSUE PRICE	TOTAL MARKET CAP.	CUR.	TRADED VOLUME	TRADED VALUE	CLOSING PRICE	OPEN PRICE	HIGH PRICE	LOW PRICE	PREVIOUS PRICE
	(MM)	(MM \$)	(MM)	(MM)	USD	(MM \$)			USD					
SOLIDERE A	100.00	8,610.00	100.00			8,610.00	USD	24,020	2,162,569	86.10	95.00	95.00	86.10	88.00
SOLIDERE B	65.00	5,843.50	65.00			5,843.50	USD	9,065	792,544	89.90	85.10	90.00	84.40	84.60
BQ.LIB. POUR LE COMMERCE	71.03	66.06	214.00			199.02	USD	-	-	0.93	-	-	-	0.93
BQ.LIB. POUR LE COMMERCE PRAF. "D"	0.75	44.63		0.75		44.63	USD	-	-	59.50	-	-	-	59.50
BQ.LIB. POUR LE COMMERCE PRAF. "E"	0.26	15.68		0.26		15.68	USD	-	-	59.50	-	-	-	59.50
BANQUE AUDI	588.54	888.70	588.54			888.70	USD	-	-	1.51	-	-	-	1.51
BANQUE AUDI GDR	119.64	165.10	119.64			165.10	USD	2,000	2,760	1.38	1.38	1.38	1.38	1.34
BANQUE AUDI PREFERRED "H"	0.75	55.50		0.75	100.00	55.50	USD	-	-	74.00	-	-	-	74.00
BANQUE AUDI PREFERRED "I"	2.50	107.25		2.50	100.00	107.25	USD	-	-	42.90	-	-	-	42.90
BANQUE AUDI PREFERRED "J"	2.75	115.50		2.75	100.00	115.50	USD	-	-	42.00	-	-	-	42.00
BANK OF BEIRUT	25.56	383.40	61.00			914.96	USD	-	-	15.00	-	-	-	15.00
BANK OF BEIRUT PRIORITY	0.00	-		3.57	0.00	74.97	USD	-	-	21.00	-	-	-	21.00
BANK OF BEIRUT PREFERRED SHARES "H"	5.40	135.00		5.40	25.00	135.00	USD	-	-	25.00	-	-	-	25.00
BANK OF BEIRUT PREFERRED SHARES "I"	5.00	125.00		5.00	25.00	125.00	USD	-	-	25.00	-	-	-	25.00
BANK OF BEIRUT PREFERRED SHARES "J"	3.00	75.00		3.00	25.00	75.00	USD	-	-	25.00	-	-	-	25.00
BANK OF BEIRUT PREFERRED SHARES "K"	4.00	100.00		4.00	25.00	100.00	USD	-	-	25.00	-	-	-	25.00
BYBLOS BANK	565.52	395.86	565.52			395.86	USD	6,700	4,690	0.70	0.70	0.70	0.70	0.73
BYBLOS BANK GDR	1.31	26.18	1.31			26.18	USD	-	-	20.00	-	-	-	20.00
BYBLOS BANK PREFERRED SHARES 2008	2.00	54.00		2.00	100.00	54.00	USD	-	-	27.00	-	-	-	27.00
BYBLOS BANK PREFERRED SHARES 2009	2.00	75.96		2.00	96.00	75.96	USD	-	-	37.98	-	-	-	37.98
BEMO Bank	77.50	89.13	77.50			89.13	USD	-	-	1.15	-	-	-	1.15
BEMO PREFERRED 2013	0.35	17.50		0.35	100.00	17.50	USD	-	-	50.00	-	-	-	50.00
BLOM BANK GDR	73.90	183.26	73.90			183.26	USD	16,000	39,750	2.48	2.40	2.49	2.40	2.50
BLOM BANK	215.00	537.50	215.00			537.50	USD	-	-	2.50	-	-	-	2.50
HOLCIM Liban	19.52	624.51	19.52			624.51	USD	-	-	32.00	-	-	-	32.00
STE DES CIMENTS BLANCS N	9.00	130.50	9.00			130.50	USD	-	-	14.50	-	-	-	14.50

TOTAL EXECUTED 1,960.27 18,864.72 2,109.91 32.33 19,604.20 57,785.00 3,002,313.00

Official USD Closing 15,000

LEBANESE GLOBAL DEPOSITARY RECEIPTS

SHARES MM BID \$ ASK \$ MID PRICE \$

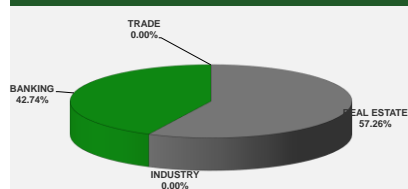
BLOM BANK	73.90	record could not be found	record could not be found	record could not be found
BYBLOS BANK	1.31	record could not be found	record could not be found	record could not be found
AUDI BANK	116.24	record could not be found	record could not be found	record could not be found

STOCK INDEX

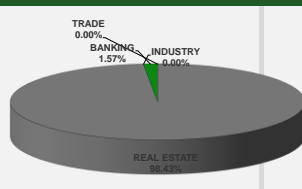
VALUE PREVIOUS VALUE % OF CHANGE

MARKET VALUE WEIGHTED INDEX	4516.37	4420.34	2.17%
NUMBER OF TRANSACTIONS	47		

BEIRUT STOCK EXCHANGE DAILY TRADING VOLUME



BEIRUT STOCK EXCHANGE DAILY TRADING VALUE \$



Disclaimer: The Capital Markets Authority (CMA) publishes reports for general information purposes only. However, under no circumstances the CMA will accept any responsibility or liability in connection with the use of the information provided in these reports or on this website.
(Source: Thomson Reuters Eikon)

Contact us by email: research@cma.gov.lb

MATURITY	CURRENCY	ISSUED AMOUNT (MM)	OUTSTANDING AMOUNT (MM)	COUPON	ISSUE P.	BIDS	ASKS	MID. P	SPREAD 3 MONTH US		DURATION	CONVEXITY
									YIELD	TREASURY		
Lebanon / 9-03-2020	USD	1,200.00	1,200.00	6.375	100.000							
Lebanon / 12-04-2020	USD	700.00	700.00	5.800	100.000							
Lebanon / 19-06-2020	USD	600.00	600.00	6.150	100.000	6.375	7.375	6.375	134414.203	0.000	0.000	0.000
Lebanon / 12-04-2021	USD	2,092.47	2,092.47	8.250	100.000	6.375	7.375	6.375	291272.719	0.000	0.000	0.000
Lebanon / 27-05-2022	USD	500.00	500.00	6.250	100.000	6.375	7.375	6.375	364000.000	0.000	0.000	0.000
Lebanon / 04-10-2022	USD	1,540.00	1,540.00	6.100	100.000	6.375	7.375	6.375	590086.938	0.000	0.000	0.000
Lebanon / 27-01-2023	USD	1,100.00	1,100.00	6.000	100.000	6.375	7.375	6.375	540000.000	0.000	0.000	0.000
Lebanon / 26-05-2023	USD	500.00	500.00	6.400	100.000	6.375	7.375	6.375	9441.177	9641.381	0.011	0.000
Lebanon / 22-04-2024	USD	700.00	700.00	6.650	100.000	6.375	7.375	6.375	531.752	693.678	0.301	0.130
Lebanon / 04-11-2024	USD	500.00	538.47	6.250	100.000	6.375	7.375	6.375	274.167	269.671	0.689	0.623
Lebanon / 03-12-2024	USD	250.00	250.00	7.000	100.000	6.375	7.375	6.375	254.885	250.135	0.753	0.737
Lebanon / 26-02-2025	USD	800.00	800.00	6.200	100.000	6.375	7.375	6.375	211.835	206.806	0.944	1.125
Lebanon / 12-06-2025	USD	800.00	800.00	6.250	100.000	6.375	7.375	6.375	173.886	169.581	1.197	1.760
Lebanon / 27-11-2026	USD	1,600.00	1,600.00	6.600	100.000	6.375	7.375	6.375	91.358	87.521	2.537	7.318
Lebanon / 23-03-2027	USD	1,250.00	1,250.00	6.850	100.000	6.375	7.375	6.375	82.618	79.026	2.844	9.103
Lebanon / 29-11-2027	USD	1,000.00	1,000.00	6.750	100.000	6.375	7.375	6.375	68.657	65.043	3.500	13.570
Lebanon / 20-03-2028	USD	500.00	893.20	6.650	100.000	6.375	7.375	6.375	55.819	52.211	4.401	21.103
Lebanon / 03-11-2028	USD	700.00	1,700.00	7.000	100.000	6.375	7.375	6.375	63.785	60.196	3.799	15.880
Lebanon / 25-05-2029	USD	1,000.00	1,000.00	6.850	100.000	6.375	7.375	6.375	50.140	46.561	4.950	26.490
Lebanon / 27-11-2029	USD	1,500.00	1,500.00	11.500	100.000	6.375	7.375	6.375	45.927	42.351	5.446	31.880
Lebanon / 26-02-2030	USD	1,400.00	1,400.00	6.650	100.000	6.375	7.375	6.375	44.114	39.982	5.689	34.704
Lebanon / 22-04-2031	USD	300.00	300.00	7.000	100.000	6.375	7.375	6.375	37.238	33.665	6.828	49.510
Lebanon / 20-11-2031	USD	1,000.00	2,500.00	7.150	100.000	6.375	7.375	6.375	34.544	31.015	7.399	57.910
Lebanon / 23-03-2032	USD	1,000.00	1,000.00	7.000	100.000	6.760	7.070	6.760	32.367	28.803	7.739	63.233
Lebanon / 17-05-2033	USD	1,500.00	1,500.00	8.200	100.000	6.375	7.375	6.375	29.106	25.579	8.877	82.680
Lebanon / 17-05-2034	USD	1,500.00	1,500.00	8.250	100.000	6.375	7.375	6.375	26.326	22.800	9.869	101.780
Lebanon / 02-11-2035	USD	600.00	600.00	7.050	100.000	6.375	7.375	6.375	23.107	19.141	11.319	133.208
Lebanon / 27-07-2035	USD	1,500.00	1,500.00	12.000	100.000	6.375	7.375	6.375	23.630	20.102	11.057	127.210
Lebanon / 23-03-2037	USD	750.00	750.00	7.250	100.000	6.375	7.375	6.375	20.692	17.169	12.704	167.164
TOTAL PUBLIC SECTOR EUROBONDS		28,382.469	31,314.13									

BDL EURO CDS												
MATURITY	SIZE MM	TYPE	COUPON	Issue P.	BID \$	Ask \$	MID. P	YIELD	SPREAD	DURATION	CONVEXITY	
Not Available												

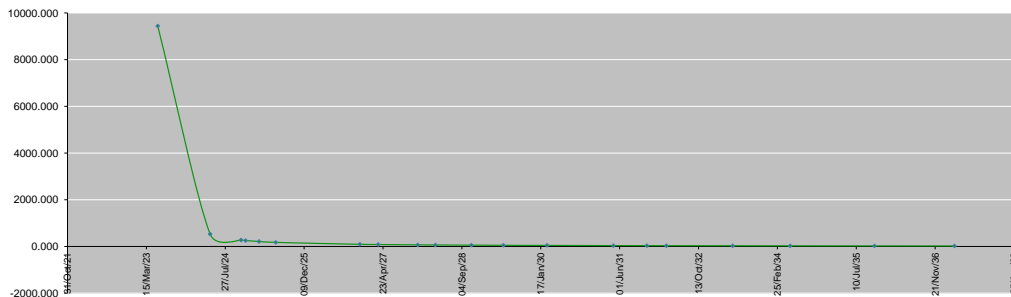
LEBANESE PRIVATE SECTOR DEBT												
MATURITY	SIZE MM	TYPE	COUPON	Issue P.	BID \$	Ask \$	MID. P	YIELD	SPREAD	DURATION	CONVEXITY	
Bank Audi S.A.L/16-10-2023	USD 350	Bond	6.75	100	42.50	44.50	42.50	114.57	125.36	0.70	0.64	

World Yields in Native Terms	O/N	3 Months	6 Months	9 Months	1 Year	2 Years	3 Years	5 Years	7 Years	10 Years	30 Years
EUR	-	2.62	2.89	2.91	2.92	2.60	2.42	2.29	2.23	2.31	2.38
U.S.A	-	4.80	4.84	--	4.53	4.03	3.85	3.65	3.61	3.56	3.77
U.K	-	4.11	4.40	--	3.98	3.38	3.40	3.30	3.34	3.47	3.86
Japan	-	-0.28	-0.21	-0.14	-0.11	-0.06	-0.04	0.09	0.20	0.35	1.27

Libor	USD	EUR	JPY	GBP
1 Months	4.85	0.00	0.00	4.20
2 Months	0.00	0.00	0.00	0.00
3 Months	5.14	0.00	0.00	4.39
6 Months	5.16	0.00	0.00	4.69
1 Year	5.06	0.00	0.00	0.00

Spot Rates	Bid	Ask
Lebanese Pound	15000.00	15020.00
Euro	1.08	1.0829
British Sterling Pound	1.23	1.2322
Japanese Yen	130.99	131.0300
Gold	1956.57	1956.73

Lebanese Republic USD Eurobonds Yield Curve



Disclaimer: The Capital Markets Authority (CMA) publishes reports for general information purposes only. However, under no circumstances the CMA will accept any responsibility or liability in connection with the use of the information provided in these reports or on this website.
(Source: Thomson Reuters Eikon)

Contact us by email: research@cma.ooiv.lb