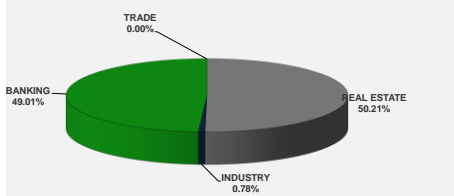


LISTED COMPANIES	LISTED SHARES	LISTED MARKET CAP.	TOTAL ORDINARY SHARES	PREFERRED SHARES	PREFERRED SHARES ISSUE PRICE	TOTAL MARKET CAP.	CUR.	TRADED VOLUME	TRADED VALUE	CLOSING PRICE	OPEN PRICE	HIGH PRICE	LOW PRICE	PREVIOUS PRICE
	(MM)	(MM \$)	(MM)	(MM)	USD	(MM \$)			USD					
SOLIDERE A	100.00	8,220.00	100.00			8,220.00	USD	13,976	1,136,271	82.20	79.95	83.90	75.50	79.00
SOLIDERE B	65.00	5,209.75	65.00			5,209.75	USD	2,212	177,204	80.15	79.10	81.90	79.10	79.45
BQ.LIB. POUR LE COMMERCE	71.03	66.06	214.00			199.02	USD	-	-	0.93	-	-	-	0.93
BQ.LIB. POUR LE COMMERCE PRAF. "D"	0.75	44.63		0.75	44.63	44.63	USD	-	-	59.50	-	-	-	59.50
BQ.LIB. POUR LE COMMERCE PRAF. "E"	0.26	15.68		0.26	15.68	15.68	USD	-	-	59.50	-	-	-	59.50
BANQUE AUDI	588.54	918.12	588.54			918.12	USD	-	-	1.56	-	-	-	1.56
BANQUE AUDI GDR	119.64	166.30	119.64			166.30	USD	15,000	20,850	1.39	1.39	1.39	1.39	1.30
BANQUE AUDI PREFERRED "H"	0.75	55.50		0.75	100.00	55.50	USD	-	-	74.00	-	-	-	74.00
BANQUE AUDI PREFERRED "I"	2.50	107.25		2.50	100.00	107.25	USD	-	-	42.90	-	-	-	42.90
BANQUE AUDI PREFERRED "J"	2.75	115.50		2.75	100.00	115.50	USD	-	-	42.00	-	-	-	42.00
BANK OF BEIRUT	25.56	383.40	61.00			914.96	USD	-	-	15.00	-	-	-	15.00
BANK OF BEIRUT PRIORITY	0.00	-		3.57	0.00	74.97	USD	-	-	21.00	-	-	-	21.00
BANK OF BEIRUT PREFERRED SHARES "H"	5.40	135.00		5.40	25.00	135.00	USD	-	-	25.00	-	-	-	25.00
BANK OF BEIRUT PREFERRED SHARES "I"	5.00	125.00		5.00	25.00	125.00	USD	-	-	25.00	-	-	-	25.00
BANK OF BEIRUT PREFERRED SHARES "J"	3.00	75.00		3.00	25.00	75.00	USD	-	-	25.00	-	-	-	25.00
BANK OF BEIRUT PREFERRED SHARES "K"	4.00	100.00		4.00	25.00	100.00	USD	-	-	25.00	-	-	-	25.00
BYBLOS BANK	565.52	424.14	565.52			424.14	USD	-	-	0.75	-	-	-	0.75
BYBLOS BANK GDR	1.31	26.18	1.31			26.18	USD	-	-	20.00	-	-	-	20.00
BYBLOS BANK PREFERRED SHARES 2008	2.00	54.00		2.00	100.00	54.00	USD	-	-	27.00	-	-	-	27.00
BYBLOS BANK PREFERRED SHARES 2009	2.00	75.96		2.00	96.00	75.96	USD	-	-	37.98	-	-	-	37.98
BEMO Bank	77.50	89.13	77.50			89.13	USD	800	920	1.15	1.15	1.15	1.15	1.15
BEMO PREFERRED 2013	0.35	17.50		0.35	100.00	17.50	USD	-	-	50.00	-	-	-	50.00
BLOM BANK GDR	73.90	214.30	73.90			214.30	USD	-	-	2.90	-	-	-	2.90
BLOM BANK	215.00	537.50	215.00			537.50	USD	-	-	2.50	-	-	-	2.50
HOLCIM Liban	19.52	610.85	19.52			610.85	USD	250	7,825	31.30	31.30	31.30	31.30	32.15
STE DES CIMENTS BLANCS N	9.00	114.75	9.00			114.75	USD	-	-	12.75	-	-	-	12.75

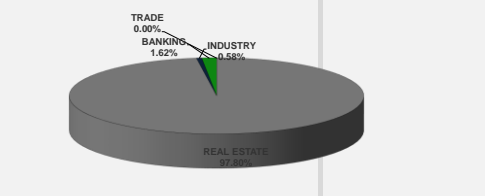
TOTAL EXECUTED	1,960.27	17,901.49	2,109.91	32.33	18,640.97	32,238.00	1,343,070.00
Official USD Closing	15,000						

LEBANESE GLOBAL DEPOSITARY RECEIPTS	SHARES MM	BID \$	ASK \$	MID PRICE \$	STOCK INDEX	VALUE	PREVIOUS VALUE	% OF CHANGE
BLOM BANK	73.90	record could not be found	record could not be found	record could not be found	MARKET VALUE WEIGHTED INDEX	3900.29	3691.26	5.66%
BYBLOS BANK	1.31	record could not be found	record could not be found	record could not be found	NUMBER OF TRANSACTIONS	36		
AUDI BANK	116.24	record could not be found	record could not be found	record could not be found				

BEIRUT STOCK EXCHANGE DAILY TRADING VOLUME



BEIRUT STOCK EXCHANGE DAILY TRADING VALUE \$



Disclaimer: The Capital Markets Authority (CMA) publishes reports for general information purposes only. However, under no circumstances the CMA will accept any responsibility or liability in connection with the use of the information provided in these reports or on this website.
(Source: Thomson Reuters Eikon)

MATURITY	CURRENCY	ISSUED AMMOUNT (MM)	OUTSTANDING AMOUNT (MM)	COUPON	ISSUE P.	BIDS	ASKS	MID. P.	YIELD	SPREAD 3 MONTH US TREASURY	DURATION	CONVEXITY
Lebanon / 9-03-2020	USD	1,200.00	1,200.00	6.375	100.000							
Lebanon / 12-04-2020	USD	700.00	700.00	5.800	100.000							
Lebanon / 19-06-2020	USD	600.00	600.00	6.150	100.000	6.625	7.625	6.625	134414.203	0.000	0.000	0.000
Lebanon / 12-04-2021	USD	2,092.47	2,092.47	8.250	100.000	6.625	7.625	6.625	291272.719	0.000	0.000	0.000
Lebanon / 27-05-2022	USD	500.00	500.00	6.250	100.000	6.625	7.625	6.625	364000.000	0.000	0.000	0.000
Lebanon / 04-10-2022	USD	1,540.00	1,540.00	6.100	100.000	6.625	7.625	6.625	590086.938	0.000	0.000	0.000
Lebanon / 27-01-2023	USD	1,100.00	1,100.00	6.000	100.000	6.875	7.875	6.875	540000.000	0.000	0.000	0.000
Lebanon / 26-05-2023	USD	500.00	500.00	6.400	100.000	6.625	7.625	6.625	6422.737	6591.386	0.016	0.000
Lebanon / 22-04-2024	USD	700.00	700.00	6.650	100.000	6.625	7.625	6.625	468.263	556.412	0.348	0.170
Lebanon / 04-11-2024	USD	500.00	538.47	6.250	100.000	6.625	7.625	6.625	253.368	248.224	0.748	0.728
Lebanon / 03-12-2024	USD	250.00	250.00	7.000	100.000	6.625	7.625	6.625	236.502	231.068	0.814	0.852
Lebanon / 26-02-2025	USD	800.00	800.00	6.200	100.000	6.625	7.625	6.625	198.388	192.685	1.007	1.272
Lebanon / 12-06-2025	USD	800.00	800.00	6.250	100.000	6.625	7.625	6.625	164.235	159.112	1.263	1.950
Lebanon / 27-11-2026	USD	1,600.00	1,600.00	6.600	100.000	6.625	7.625	6.625	87.991	83.341	2.610	7.729
Lebanon / 23-03-2027	USD	1,250.00	1,250.00	6.850	100.000	6.625	7.625	6.625	79.745	75.463	2.918	9.565
Lebanon / 29-11-2027	USD	1,000.00	1,000.00	6.750	100.000	6.625	7.625	6.625	66.501	62.189	3.575	14.140
Lebanon / 20-03-2028	USD	500.00	893.20	6.650	100.000	6.625	7.625	6.625	54.242	49.933	4.478	21.822
Lebanon / 03-11-2028	USD	700.00	1,700.00	7.000	100.000	6.625	7.625	6.625	61.858	57.573	3.874	16.500
Lebanon / 25-05-2029	USD	1,000.00	1,000.00	6.850	100.000	6.625	7.625	6.625	48.794	44.576	5.027	27.300
Lebanon / 27-11-2029	USD	1,500.00	1,500.00	11.500	100.000	6.625	7.625	6.625	44.743	40.527	5.523	32.770
Lebanon / 26-02-2030	USD	1,400.00	1,400.00	6.650	100.000	6.625	7.625	6.625	42.997	38.046	5.766	35.635
Lebanon / 22-04-2031	USD	300.00	300.00	7.000	100.000	6.625	7.625	6.625	36.359	32.148	6.906	50.630
Lebanon / 20-11-2031	USD	1,000.00	2,500.00	7.150	100.000	6.625	7.625	6.625	33.752	29.715	7.477	59.120
Lebanon / 23-03-2032	USD	1,000.00	1,000.00	7.000	100.000	7.008	7.902	7.008	31.659	27.653	7.835	64.784
Lebanon / 17-05-2033	USD	1,500.00	1,500.00	8.200	100.000	6.625	7.625	6.625	28.479	24.444	8.956	84.140
Lebanon / 17-05-2034	USD	1,500.00	1,500.00	8.250	100.000	6.625	7.625	6.625	25.778	21.744	9.949	103.400
Lebanon / 02-11-2035	USD	600.00	600.00	7.050	100.000	6.625	7.625	6.625	22.645	18.403	11.399	135.062
Lebanon / 27-07-2035	USD	1,500.00	1,500.00	12.000	100.000	6.625	7.625	6.625	23.154	19.117	11.136	129.020
Lebanon / 23-03-2037	USD	750.00	750.00	7.250	100.000	6.625	7.625	6.625	20.291	16.259	12.784	169.246
TOTAL PUBLIC SECTOR EUROBONDS		28,382.469	31,314.13									

BDL EURO CDS												
MATURITY	SIZE MM	TYPE	COUPON	Issue P.	BID \$	Ask \$	MID. P	YIELD	SPREAD	DURATION	CONVEXITY	
Not Available												

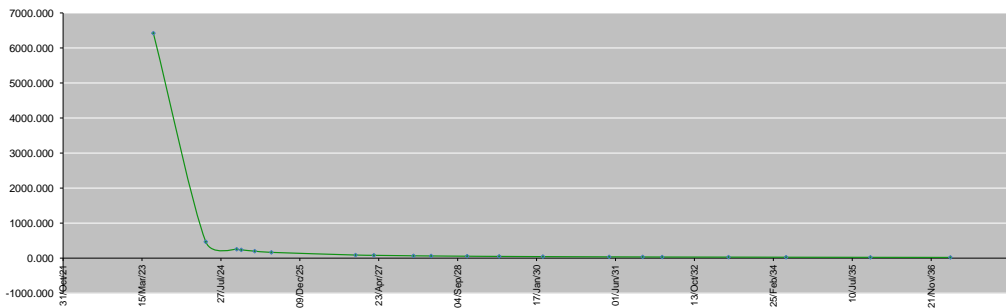
LEBANESE PRIVATE SECTOR DEBT												
MATURITY	SIZE MM	TYPE	COUPON	Issue P.	BID \$	Ask \$	MID. P	YIELD	SPREAD	DURATION	CONVEXITY	
Bank Audi S.A.L/16-10-2023	USD 350	Bond	6.75	100	42.50	44.50	42.50	114.57	125.36	0.70	0.64	

World Yields in Native Terms												
	O/N	3 Months	6 Months	9 Months	1 Year	2 Years	3 Years	5 Years	7 Years	10 Years	30 Years	
EUR	-	2.74	3.00	3.20	3.26	3.20	3.02	2.82	2.71	2.71	2.66	
U.S.A	-	4.88	5.16	--	5.04	4.86	4.60	4.27	4.18	4.00	3.94	
U.K	-	4.07	4.17	--	4.09	3.67	3.71	3.66	3.74	3.86	4.21	
Japan	-	-0.16	-0.11	-0.09	-0.07	-0.04	0.00	0.20	0.41	0.50	1.43	

Libor	USD	EUR	JPY	GBP
1 Months	4.67	0.00	0.00	4.06
2 Months	0.00	0.00	0.00	0.00
3 Months	4.98	0.00	0.00	4.33
6 Months	5.29	0.00	0.00	4.71
1 Year	5.69	0.00	0.00	0.00

Spot Rates	Bid	Ask
Lebanese Pound	15000.00	15020.00
Euro	1.06	1.0614
British Sterling Pound	1.20	1.1988
Japanese Yen	136.20	136.2100
Gold	1848.08	1848.25

Lebanese Republic USD Eurobonds Yield Curve



Disclaimer: The Capital Markets Authority (CMA) publishes reports for general information purposes only. However, under no circumstances the CMA will accept any responsibility or liability in connection with the use of the information provided in these reports or on this website.
(Source: Thomson Reuters Eikon)

Contact us by email: research@cma.gov.lb