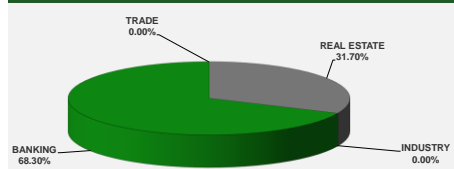


LISTED COMPANIES	LISTED SHARES	LISTED MARKET CAP.	TOTAL ORDINARY SHARES	PREFERRED SHARES	PREFERRED SHARES ISSUE PRICE	TOTAL MARKET CAP.	CUR.	TRADED VOLUME	TRADED VALUE	CLOSING PRICE	OPEN PRICE	HIGH PRICE	LOW PRICE	PREVIOUS PRICE
	(MM)	(MM \$)	(MM)	(MM)	USD	(MM \$)			USD					
SOLIDERE A	100.00	8,950.00	100.00			8,950.00	USD	8,275	747,721	89.50	95.00	95.00	88.60	90.00
SOLIDERE B	65.00	5,846.75	65.00			5,846.75	USD	2,751	247,503	89.95	90.00	90.00	88.30	89.95
BQ.LIB. POUR LE COMMERCE	71.03	66.06	214.00			199.02	USD	-	-	0.93	-	-	-	0.93
BQ.LIB. POUR LE COMMERCE PRAF. "D"	0.75	44.63		0.75		44.63	USD	-	-	59.50	-	-	-	59.50
BQ.LIB. POUR LE COMMERCE PRAF. "E"	0.26	15.68		0.26		15.68	USD	-	-	59.50	-	-	-	59.50
BANQUE AUDI	588.54	882.81	588.54			882.81	USD	-	-	1.50	-	-	-	1.50
BANQUE AUDI GDR	119.64	165.10	119.64			165.10	USD	14,500	20,005	1.38	1.34	1.38	1.34	1.34
BANQUE AUDI PREFERRED "H"	0.75	55.50		0.75	100.00	55.50	USD	-	-	74.00	-	-	-	74.00
BANQUE AUDI PREFERRED "I"	2.50	107.25		2.50	100.00	107.25	USD	-	-	42.90	-	-	-	42.90
BANQUE AUDI PREFERRED "J"	2.75	115.50		2.75	100.00	115.50	USD	-	-	42.00	-	-	-	42.00
BANK OF BEIRUT	25.56	383.40	61.00			914.96	USD	-	-	15.00	-	-	-	15.00
BANK OF BEIRUT PRIORITY	0.00	-		3.57	0.00	74.97	USD	-	-	21.00	-	-	-	21.00
BANK OF BEIRUT PREFERRED SHARES "H"	5.40	135.00		5.40	25.00	135.00	USD	-	-	25.00	-	-	-	25.00
BANK OF BEIRUT PREFERRED SHARES "I"	5.00	125.00		5.00	25.00	125.00	USD	-	-	25.00	-	-	-	25.00
BANK OF BEIRUT PREFERRED SHARES "J"	3.00	75.00		3.00	25.00	75.00	USD	-	-	25.00	-	-	-	25.00
BANK OF BEIRUT PREFERRED SHARES "K"	4.00	100.00		4.00	25.00	100.00	USD	-	-	25.00	-	-	-	25.00
BYBLOS BANK	565.52	407.17	565.52			407.17	USD	1,981	1,426	0.72	0.72	0.72	0.72	0.74
BYBLOS BANK GDR	1.31	26.18	1.31			26.18	USD	28	560	20.00	20.00	20.00	20.00	20.00
BYBLOS BANK PREFERRED SHARES 2008	2.00	54.00		2.00	100.00	54.00	USD	-	-	27.00	-	-	-	27.00
BYBLOS BANK PREFERRED SHARES 2009	2.00	75.96		2.00	96.00	75.96	USD	-	-	37.98	-	-	-	37.98
BEMO Bank	77.50	89.13	77.50			89.13	USD	1,400	1,610	1.15	1.15	1.15	1.15	1.15
BEMO PREFERRED 2013	0.35	17.50		0.35	100.00	17.50	USD	-	-	50.00	-	-	-	50.00
BLOM BANK GDR	73.90	180.31	73.90			180.31	USD	5,850	14,289	2.44	2.44	2.45	2.44	2.48
BLOM BANK	215.00	537.50	215.00			537.50	USD	-	-	2.50	-	-	-	2.50
HOLCIM Liban	19.52	624.51	19.52			624.51	USD	-	-	32.00	-	-	-	32.00
STE DES CIMENTS BLANCS N	9.00	130.50	9.00			130.50	USD	-	-	14.50	-	-	-	14.50

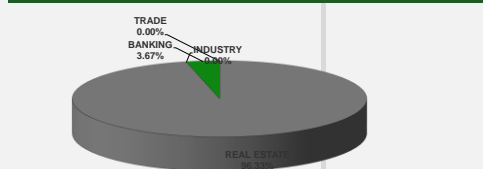
TOTAL EXECUTED	1,960.27	19,210.43	2,109.91	32.33	19,949.92	34,785.00	1,033,114.00
Official USD Closing	15,000						

LEBANESE GLOBAL DEPOSITARY RECEIPTS	SHARES MM	BID \$	ASK \$	MID PRICE \$	STOCK INDEX	VALUE	PREVIOUS VALUE	% OF CHANGE
BLOM BANK	73.90	record could not be found	record could not be found	record could not be found	MARKET VALUE WEIGHTED INDEX	4730.54	4762.43	-0.67%
BYBLOS BANK	1.31	record could not be found	record could not be found	record could not be found	NUMBER OF TRANSACTIONS	24		
AUDI BANK	116.24	record could not be found	record could not be found	record could not be found				

BEIRUT STOCK EXCHANGE DAILY TRADING VOLUME



BEIRUT STOCK EXCHANGE DAILY TRADING VALUE \$



Disclaimer: The Capital Markets Authority (CMA) publishes reports for general information purposes only. However, under no circumstances the CMA will accept any responsibility or liability in connection with the use of the information provided in these reports or on this website.
(Source: Thomson Reuters Eikon)

MATURITY	CURRENCY	ISSUED AMMOUNT (MM)	OUTSTANDING AMOUNT (MM)	COUPON	ISSUE P.	BIDS	ASKS	MID. P	SPREAD		DURATION	CONVEXITY
									3 MONTH	US TREASURY		
Lebanon / 9-03-2020	USD	1,200.00	1,200.00	6.375	100.000							
Lebanon / 12-04-2020	USD	700.00	700.00	5.800	100.000							
Lebanon / 19-06-2020	USD	600.00	600.00	6.150	100.000	6.375	7.375	6.375	134414.203	0.000	0.000	0.000
Lebanon / 12-04-2021	USD	2,092.47	2,092.47	8.250	100.000	6.375	7.375	6.375	291272.719	0.000	0.000	0.000
Lebanon / 27-05-2022	USD	500.00	500.00	6.250	100.000	6.375	7.375	6.375	364000.000	0.000	0.000	0.000
Lebanon / 04-10-2022	USD	1,540.00	1,540.00	6.100	100.000	6.375	7.375	6.375	590086.938	0.000	0.000	0.000
Lebanon / 27-01-2023	USD	1,100.00	1,100.00	6.000	100.000	6.375	7.375	6.375	540000.000	0.000	0.000	0.000
Lebanon / 26-05-2023	USD	500.00	500.00	6.400	100.000	6.375	7.375	6.375	9975.583	10369.461	0.010	0.000
Lebanon / 22-04-2024	USD	700.00	700.00	6.650	100.000	6.375	7.375	6.375	539.304	726.371	0.295	0.130
Lebanon / 04-11-2024	USD	500.00	538.47	6.250	100.000	6.375	7.375	6.375	276.323	272.406	0.682	0.612
Lebanon / 03-12-2024	USD	250.00	250.00	7.000	100.000	6.375	7.375	6.375	256.758	252.464	0.747	0.724
Lebanon / 26-02-2025	USD	800.00	800.00	6.200	100.000	6.375	7.375	6.375	213.144	208.398	0.937	1.109
Lebanon / 12-06-2025	USD	800.00	800.00	6.250	100.000	6.375	7.375	6.375	174.776	170.621	1.190	1.740
Lebanon / 27-11-2026	USD	1,600.00	1,600.00	6.600	100.000	6.375	7.375	6.375	91.608	87.737	2.529	7.274
Lebanon / 23-03-2027	USD	1,250.00	1,250.00	6.850	100.000	6.375	7.375	6.375	82.823	79.018	2.836	9.054
Lebanon / 29-11-2027	USD	1,000.00	1,000.00	6.750	100.000	6.375	7.375	6.375	68.799	65.128	3.492	13.510
Lebanon / 20-03-2028	USD	500.00	893.20	6.650	100.000	6.375	7.375	6.375	55.912	52.232	4.393	21.027
Lebanon / 03-11-2028	USD	700.00	1,700.00	7.000	100.000	6.375	7.375	6.375	63.908	60.252	3.791	15.820
Lebanon / 25-05-2029	USD	1,000.00	1,000.00	6.850	100.000	6.375	7.375	6.375	50.216	46.596	4.942	26.410
Lebanon / 27-11-2029	USD	1,500.00	1,500.00	11.500	100.000	6.375	7.375	6.375	45.991	42.370	5.438	31.790
Lebanon / 26-02-2030	USD	1,400.00	1,400.00	6.650	100.000	6.375	7.375	6.375	44.173	39.928	5.681	34.607
Lebanon / 22-04-2031	USD	300.00	300.00	7.000	100.000	6.375	7.375	6.375	37.279	33.655	6.819	49.390
Lebanon / 20-11-2031	USD	1,000.00	2,500.00	7.150	100.000	6.375	7.375	6.375	34.580	31.015	7.391	57.780
Lebanon / 23-03-2032	USD	1,000.00	1,000.00	7.000	100.000	6.223	6.970	6.223	33.473	29.907	7.711	62.771
Lebanon / 17-05-2033	USD	1,500.00	1,500.00	8.200	100.000	6.375	7.375	6.375	29.131	25.568	8.868	82.530
Lebanon / 17-05-2034	USD	1,500.00	1,500.00	8.250	100.000	6.375	7.375	6.375	26.347	22.783	9.861	101.610
Lebanon / 02-11-2035	USD	600.00	600.00	7.050	100.000	6.375	7.375	6.375	23.123	19.148	11.311	133.016
Lebanon / 27-07-2035	USD	1,500.00	1,500.00	12.000	100.000	6.375	7.375	6.375	23.647	20.079	11.048	127.020
Lebanon / 23-03-2037	USD	750.00	750.00	7.250	100.000	6.375	7.375	6.375	20.705	17.141	12.696	166.949
TOTAL PUBLIC SECTOR EUROBONDS		28,382.469	31,314.13									

BDL EURO CDS												
MATURITY	SIZE MM	TYPE	COUPON	Issue P.	BID \$	Ask \$	MID. P	YIELD	SPREAD	DURATION	CONVEXITY	
Not Available												

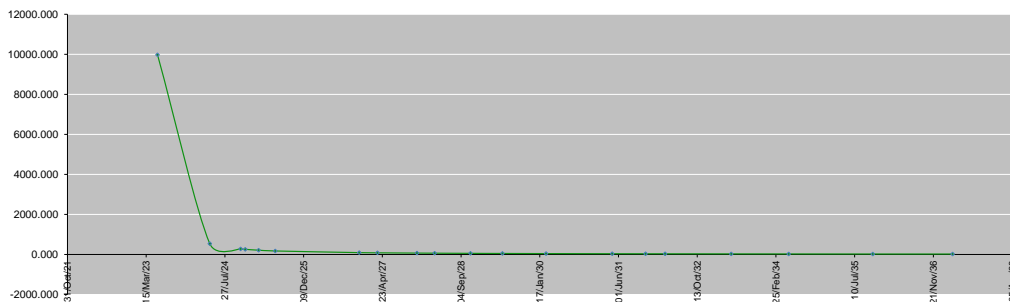
LEBANESE PRIVATE SECTOR DEBT												
MATURITY	SIZE MM	TYPE	COUPON	Issue P.	BID \$	Ask \$	MID. P	YIELD	SPREAD	DURATION	CONVEXITY	
Bank Audi S.A.L/16-10-2023	USD 350	Bond	6.75	100	42.50	44.50	42.50	114.57	125.36	0.70	0.64	

World Yields in Native Terms	O/N	3 Months	6 Months	9 Months	1 Year	2 Years	3 Years	5 Years	7 Years	10 Years	30 Years
EUR	-	2.62	2.84	2.89	2.93	2.66	2.47	2.33	2.25	2.32	2.40
U.S.A	-	4.88	4.91	--	4.65	4.09	3.68	3.64	3.57	3.77	
U.K	-	4.10	4.34	--	3.99	3.41	3.43	3.31	3.34	3.46	3.81
Japan	-	-0.28	-0.21	-0.14	-0.12	-0.08	-0.03	0.10	0.23	0.33	1.23

Libor	USD	EUR	JPY	GBP
1 Months	4.86	0.00	0.00	4.20
2 Months	0.00	0.00	0.00	0.00
3 Months	5.16	0.00	0.00	4.41
6 Months	5.25	0.00	0.00	4.73
1 Year	5.19	0.00	0.00	0.00

Spot Rates	Bid	Ask
Lebanese Pound	15000.00	15020.00
Euro	1.09	1.0867
British Sterling Pound	1.23	1.2345
Japanese Yen	132.75	132.7800
Gold	1969.09	1969.21

Lebanese Republic USD Eurobonds Yield Curve



Disclaimer: The Capital Markets Authority (CMA) publishes reports for general information purposes only. However, under no circumstances the CMA will accept any responsibility or liability in connection with the use of the information provided in these reports or on this website.
(Source: Thomson Reuters Eikon)

Contact us by email: research@cma.gov.lb