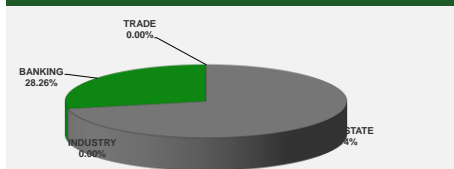


LISTED COMPANIES	LISTED SHARES	LISTED MARKET CAP.	TOTAL ORDINARY SHARES	PREFERRED SHARES	PREFERRED SHARES ISSUE PRICE	TOTAL MARKET CAP.	CUR.	TRADED VOLUME	TRADED VALUE	CLOSING PRICE	OPEN PRICE	HIGH PRICE	LOW PRICE	PREVIOUS PRICE
	(MM)	(MM \$)	(MM)	(MM)	USD	(MM \$)			USD					
SOLIDERE A	100.00	8,785.00	100.00			8,785.00	USD	36,177	3,226,603	87.85	88.00	92.50	86.05	89.50
SOLIDERE B	65.00	5,593.25	65.00			5,593.25	USD	33,839	3,009,483	86.05	88.00	92.00	85.05	89.95
BQ.LIB. POUR LE COMMERCE	71.03	66.06	214.00			199.02	USD	-	-	0.93	-	-	-	0.93
BQ.LIB. POUR LE COMMERCE PRAF. "D"	0.75	44.63		0.75		44.63	USD	-	-	59.50	-	-	-	59.50
BQ.LIB. POUR LE COMMERCE PRAF. "E"	0.26	15.68		0.26		15.68	USD	-	-	59.50	-	-	-	59.50
BANQUE AUDI	588.54	882.81	588.54			882.81	USD	-	-	1.50	-	-	-	1.50
BANQUE AUDI GDR	119.64	165.10	119.64			165.10	USD	-	-	1.38	-	-	-	1.38
BANQUE AUDI PREFERRED "H"	0.75	55.50		0.75	100.00	55.50	USD	-	-	74.00	-	-	-	74.00
BANQUE AUDI PREFERRED "I"	2.50	107.25		2.50	100.00	107.25	USD	-	-	42.90	-	-	-	42.90
BANQUE AUDI PREFERRED "J"	2.75	115.50		2.75	100.00	115.50	USD	-	-	42.00	-	-	-	42.00
BANK OF BEIRUT	25.56	383.40	61.00			914.96	USD	-	-	15.00	-	-	-	15.00
BANK OF BEIRUT PRIORITY	0.00	-		3.57	0.00	74.97	USD	-	-	21.00	-	-	-	21.00
BANK OF BEIRUT PREFERRED SHARES "H"	5.40	135.00		5.40	25.00	135.00	USD	-	-	25.00	-	-	-	25.00
BANK OF BEIRUT PREFERRED SHARES "I"	5.00	125.00		5.00	25.00	125.00	USD	-	-	25.00	-	-	-	25.00
BANK OF BEIRUT PREFERRED SHARES "J"	3.00	75.00		3.00	25.00	75.00	USD	-	-	25.00	-	-	-	25.00
BANK OF BEIRUT PREFERRED SHARES "K"	4.00	100.00		4.00	25.00	100.00	USD	-	-	25.00	-	-	-	25.00
BYBLOS BANK	565.52	401.52	565.52			401.52	USD	26,680	18,872	0.71	0.71	0.72	0.70	0.72
BYBLOS BANK GDR	1.31	26.18	1.31			26.18	USD	-	-	20.00	-	-	-	20.00
BYBLOS BANK PREFERRED SHARES 2008	2.00	54.00		2.00	100.00	54.00	USD	-	-	27.00	-	-	-	27.00
BYBLOS BANK PREFERRED SHARES 2009	2.00	75.96		2.00	96.00	75.96	USD	-	-	37.98	-	-	-	37.98
BEMO Bank	77.50	89.13	77.50			89.13	USD	-	-	1.15	-	-	-	1.15
BEMO PREFERRED 2013	0.35	17.50		0.35	100.00	17.50	USD	-	-	50.00	-	-	-	50.00
BLOM BANK GDR	73.90	180.31	73.90			180.31	USD	-	-	2.44	-	-	-	2.44
BLOM BANK	215.00	645.00	215.00			645.00	USD	1,000	3,000	3.00	3.00	3.00	3.00	2.50
HOLCIM Liban	19.52	624.51	19.52			624.51	USD	-	-	32.00	-	-	-	32.00
STE DES CIMENTS BLANCS N	9.00	130.50	9.00			130.50	USD	-	-	14.50	-	-	-	14.50

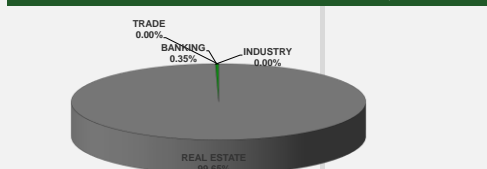
TOTAL EXECUTED	1,960.27	18,893.78	2,109.91	32.33	19,633.26	97,596.00	6,257,958.00
Official USD Closing	15,000						

LEBANESE GLOBAL DEPOSITARY RECEIPTS	SHARES MM	BID \$	ASK \$	MID PRICE \$	STOCK INDEX	VALUE	PREVIOUS VALUE	% OF CHANGE
BLOM BANK	73.90	record could not be found	record could not be found	record could not be found	MARKET VALUE WEIGHTED INDEX	4468.30	4730.54	-5.54%
BYBLOS BANK	1.31	record could not be found	record could not be found	record could not be found	NUMBER OF TRANSACTIONS	49		
AUDI BANK	116.24	record could not be found	record could not be found	record could not be found				

BEIRUT STOCK EXCHANGE DAILY TRADING VOLUME



BEIRUT STOCK EXCHANGE DAILY TRADING VALUE \$



Disclaimer: The Capital Markets Authority (CMA) publishes reports for general information purposes only. However, under no circumstances the CMA will accept any responsibility or liability in connection with the use of the information provided in these reports or on this website.
(Source: Thomson Reuters Eikon)

MATURITY	CURRENCY	ISSUED AMOUNT (MM)	OUTSTANDING AMOUNT (MM)	COUPON	ISSUE P.	BIDS	ASKS	MID. P.	YIELD	SPREAD 3 MONTH US TREASURY	DURATION	CONVEXITY
Lebanon / 9-03-2020	USD	1,200.00	1,200.00	6.375	100.000							
Lebanon / 12-04-2020	USD	700.00	700.00	5.800	100.000							
Lebanon / 19-06-2020	USD	600.00	600.00	6.150	100.000	6.375	7.375	6.375	0.000	0.000	0.000	0.000
Lebanon / 12-04-2021	USD	2,092.47	2,092.47	8.250	100.000	6.250	7.250	6.250	291272.719	0.000	0.000	0.000
Lebanon / 27-05-2022	USD	500.00	500.00	6.250	100.000	6.250	7.250	6.250	364000.000	0.000	0.000	0.000
Lebanon / 04-10-2022	USD	1,540.00	1,540.00	6.100	100.000	6.250	7.250	6.250	590086.938	0.000	0.000	0.000
Lebanon / 27-01-2023	USD	1,100.00	1,100.00	6.000	100.000	6.250	7.250	6.250	540000.000	0.000	0.000	0.000
Lebanon / 26-05-2023	USD	500.00	500.00	6.400	100.000	6.250	7.250	6.250	10384.615	10793.950	0.010	0.000
Lebanon / 22-04-2024	USD	700.00	700.00	6.650	100.000	6.250	7.250	6.250	548.894	748.020	0.291	0.120
Lebanon / 04-11-2024	USD	500.00	538.47	6.250	100.000	6.250	7.250	6.250	280.041	276.116	0.676	0.601
Lebanon / 03-12-2024	USD	250.00	250.00	7.000	100.000	6.250	7.250	6.250	260.118	255.802	0.740	0.713
Lebanon / 26-02-2025	USD	800.00	800.00	6.200	100.000	6.250	7.250	6.250	215.751	210.977	0.930	1.093
Lebanon / 12-06-2025	USD	800.00	800.00	6.250	100.000	6.250	7.250	6.250	176.776	172.605	1.183	1.720
Lebanon / 27-11-2026	USD	1,600.00	1,600.00	6.600	100.000	6.125	7.125	6.125	93.296	89.433	2.514	7.186
Lebanon / 23-03-2027	USD	1,250.00	1,250.00	6.850	100.000	6.125	7.125	6.125	84.321	80.484	2.820	8.954
Lebanon / 29-11-2027	USD	1,000.00	1,000.00	6.750	100.000	6.125	7.125	6.125	70.004	66.349	3.476	13.380
Lebanon / 20-03-2028	USD	500.00	893.20	6.650	100.000	6.250	7.250	6.250	56.398	52.718	4.383	20.933
Lebanon / 03-11-2028	USD	700.00	1,700.00	7.000	100.000	6.125	7.125	6.125	65.015	61.373	3.774	15.680
Lebanon / 25-05-2029	USD	1,000.00	1,000.00	6.850	100.000	6.250	7.250	6.250	50.645	47.040	4.931	26.300
Lebanon / 27-11-2029	USD	1,500.00	1,500.00	11.500	100.000	6.125	7.125	6.125	46.753	43.148	5.420	31.580
Lebanon / 26-02-2030	USD	1,400.00	1,400.00	6.650	100.000	6.250	7.250	6.250	44.543	40.282	5.670	34.483
Lebanon / 22-04-2031	USD	300.00	300.00	7.000	100.000	6.250	7.250	6.250	37.586	33.976	6.809	49.240
Lebanon / 20-11-2031	USD	1,000.00	2,500.00	7.150	100.000	6.250	7.250	6.250	34.861	31.318	7.380	57.620
Lebanon / 23-03-2032	USD	1,000.00	1,000.00	7.000	100.000	6.570	7.500	6.570	32.779	29.206	7.736	63.179
Lebanon / 17-05-2033	USD	1,500.00	1,500.00	8.200	100.000	6.250	7.250	6.250	29.364	25.819	8.858	82.330
Lebanon / 17-05-2034	USD	1,500.00	1,500.00	8.250	100.000	6.250	7.250	6.250	26.556	23.010	9.850	101.390
Lebanon / 02-11-2035	USD	600.00	600.00	7.050	100.000	6.375	7.375	6.375	23.128	19.176	11.308	132.952
Lebanon / 27-07-2035	USD	1,500.00	1,500.00	12.000	100.000	6.250	7.250	6.250	23.832	20.283	11.037	126.770
Lebanon / 23-03-2037	USD	750.00	750.00	7.250	100.000	6.250	7.250	6.250	20.866	17.322	12.685	166.658
TOTAL PUBLIC SECTOR EUROBONDS		28,382,469	31,314,13									

BDL EURO CDS												
MATURITY	SIZE MM	TYPE	COUPON	Issue P.	BID \$	Ask \$	MID. P	YIELD	SPREAD	DURATION	CONVEXITY	
Not Available												

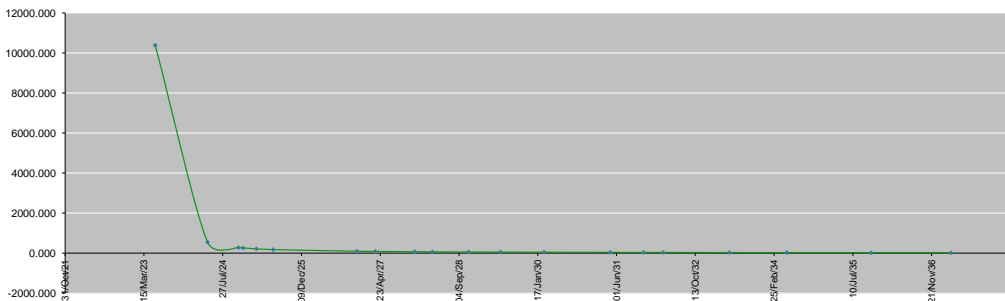
LEBANESE PRIVATE SECTOR DEBT												
MATURITY	SIZE MM	TYPE	COUPON	Issue P.	BID \$	Ask \$	MID. P	YIELD	SPREAD	DURATION	CONVEXITY	
Bank Audi S.A.L/16-10-2023	USD 350	Bond	6.75	100	42.50	44.50	42.50	114.57	125.36	0.70	0.64	

World Yields in Native Terms												
	O/N	3 Months	6 Months	9 Months	1 Year	2 Years	3 Years	5 Years	7 Years	10 Years	30 Years	
EUR	-	2.69	2.90	2.94	3.02	2.79	2.59	2.43	2.34	2.39	2.42	
U.S.A	-	4.96	4.93	--	4.68	4.17	3.94	3.71	3.65	3.57	3.76	
U.K	-	4.11	4.36	--	4.09	3.51	3.52	3.42	3.45	3.56	3.90	
Japan	-	-0.25	-0.16	-0.14	-0.11	-0.06	-0.03	0.12	0.28	0.36	1.30	

Libor	USD	EUR	JPY	GBP
1 Months	4.84	0.00	0.00	4.20
2 Months	0.00	0.00	0.00	0.00
3 Months	5.16	0.00	0.00	4.40
6 Months	5.21	0.00	0.00	4.71
1 Year	5.16	0.00	0.00	0.00

Spot Rates	Bid	Ask
Lebanese Pound	15000.00	15020.00
Euro	1.09	1.0887
British Sterling Pound	1.24	1.2375
Japanese Yen	133.38	133.3900
Gold	1976.97	1977.97

Lebanese Republic USD Eurobonds Yield Curve



Disclaimer: The Capital Markets Authority (CMA) publishes reports for general information purposes only. However, under no circumstances the CMA will accept any responsibility or liability in connection with the use of the information provided in these reports or on this website.
(Source: Thomson Reuters Eikon)

Contact us by email: research@cma.lov.lb