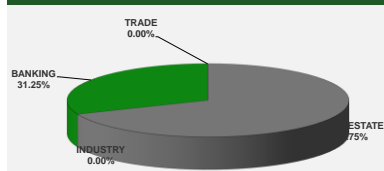


LISTED COMPANIES	LISTED SHARES	LISTED MARKET CAP.	TOTAL ORDINARY SHARES	PREFERRED SHARES	PREFERRED SHARES ISSUE PRICE	TOTAL MARKET CAP.	CUR.	TRADED VOLUME	TRADED VALUE	CLOSING PRICE	OPEN PRICE	HIGH PRICE	LOW PRICE	PREVIOUS PRICE
	(MM)	(MM \$)	(MM)	(MM)	USD	(MM \$)								
SOLIDERE A	100.00	8,115.00	100.00			8,115.00	USD	8,800	713,118	81.15	80.00	84.00	80.00	82.20
SOLIDERE B	65.00	5,209.75	65.00			5,209.75	USD	-	-	80.15	-	-	-	80.15
BQ.LIB. POUR LE COMMERCE	71.03	66.06	214.00			199.02	USD	-	-	0.93	-	-	-	0.93
BQ.LIB. POUR LE COMMERCE PREF. "D"	0.75	44.63		0.75		44.63	USD	-	-	59.50	-	-	-	59.50
BQ.LIB. POUR LE COMMERCE PREF. "E"	0.26	15.68		0.26		15.68	USD	-	-	59.50	-	-	-	59.50
BANQUE AUDI	588.54	918.12	588.54			918.12	USD	-	-	1.56	-	-	-	1.56
BANQUE AUDI GDR	119.64	166.30	119.64			166.30	USD	-	-	1.39	-	-	-	1.39
BANQUE AUDI PREFERRED "H"	0.75	55.50		0.75	100.00	55.50	USD	-	-	74.00	-	-	-	74.00
BANQUE AUDI PREFERRED "I"	2.50	107.25		2.50	100.00	107.25	USD	-	-	42.90	-	-	-	42.90
BANQUE AUDI PREFERRED "J"	2.75	115.50		2.75	100.00	115.50	USD	-	-	42.00	-	-	-	42.00
BANK OF BEIRUT	25.56	383.40	61.00			914.96	USD	-	-	15.00	-	-	-	15.00
BANK OF BEIRUT PRIORITY	0.00	-		3.57	0.00	74.97	USD	-	-	21.00	-	-	-	21.00
BANK OF BEIRUT PREFERRED SHARES "H"	5.40	135.00		5.40	25.00	135.00	USD	-	-	25.00	-	-	-	25.00
BANK OF BEIRUT PREFERRED SHARES "I"	5.00	125.00		5.00	25.00	125.00	USD	-	-	25.00	-	-	-	25.00
BANK OF BEIRUT PREFERRED SHARES "J"	3.00	75.00		3.00	25.00	75.00	USD	-	-	25.00	-	-	-	25.00
BANK OF BEIRUT PREFERRED SHARES "K"	4.00	100.00		4.00	25.00	100.00	USD	-	-	25.00	-	-	-	25.00
BYBLOS BANK	565.52	424.14	565.52			424.14	USD	-	-	0.75	-	-	-	0.75
BYBLOS BANK GDR	1.31	26.18	1.31			26.18	USD	-	-	20.00	-	-	-	20.00
BYBLOS BANK PREFERRED SHARES 2008	2.00	54.00		2.00	100.00	54.00	USD	-	-	27.00	-	-	-	27.00
BYBLOS BANK PREFERRED SHARES 2009	2.00	75.96		2.00	96.00	75.96	USD	-	-	37.98	-	-	-	37.98
BEMO Bank	77.50	89.13	77.50			89.13	USD	-	-	1.15	-	-	-	1.15
BEMO PREFERRED 2013	0.35	17.50		0.35	100.00	17.50	USD	-	-	50.00	-	-	-	50.00
BLOM BANK GDR	73.90	203.21	73.90			203.21	USD	4,000	11,000	2.75	2.75	2.75	2.75	2.90
BLOM BANK	215.00	537.50	215.00			537.50	USD	-	-	2.50	-	-	-	2.50
HOLCIM Liban	19.52	610.85	19.52			610.85	USD	-	-	31.30	-	-	-	31.30
STE DES CIMENTS BLANCS N	9.00	114.75	9.00			114.75	USD	-	-	12.75	-	-	-	12.75

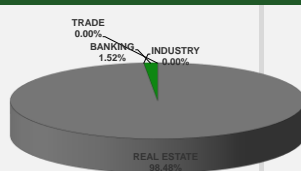
TOTAL EXECUTED	1,960.27	17,785.41	2,109.91	32.33	18,524.89	12,800.00	724,118.00
Official USD Closing	15,000						

LEBANESE GLOBAL DEPOSITARY RECEIPTS	SHARES MM	BID \$	ASK \$	MID PRICE \$	STOCK INDEX	VALUE	PREVIOUS VALUE	% OF CHANGE
BLOM BANK	73.90	record could not be found	record could not be found	record could not be found	MARKET VALUE WEIGHTED INDEX	3839.33	3900.29	-1.56%
BYBLOS BANK	1.31	record could not be found	record could not be found	record could not be found	NUMBER OF TRANSACTIONS	12		
AUDI BANK	116.24	record could not be found	record could not be found	record could not be found				

BEIRUT STOCK EXCHANGE DAILY TRADING VOLUME



BEIRUT STOCK EXCHANGE DAILY TRADING VALUE \$



Disclaimer: The Capital Markets Authority (CMA) publishes reports for general information purposes only. However, under no circumstances the CMA will accept any responsibility or liability in connection with the use of the information provided in these reports or on this website.
(Source: Thomson Reuters Eikon)

MATURITY	CURRENCY	ISSUED AMMOUNT (MM)	OUTSTANDING AMOUNT (MM)	COUPON	ISSUE P.	BID\$	ASK\$	MID. P	SPREAD 3 MONTH US		DURATION	CONVEXITY
									YIELD	TREASURY		
Lebanon / 9-03-2020	USD	1,200.00	1,200.00	6.375	100.000							
Lebanon / 12-04-2020	USD	700.00	700.00	5.800	100.000							
Lebanon / 19-06-2020	USD	600.00	600.00	6.150	100.000	6.750	7.750	6.750	134414.203	0.000	0.000	0.000
Lebanon / 12-04-2021	USD	2,092.47	2,092.47	8.250	100.000	6.750	7.750	6.750	291272.719	0.000	0.000	0.000
Lebanon / 27-05-2022	USD	500.00	500.00	6.250	100.000	6.750	7.750	6.750	364000.000	0.000	0.000	0.000
Lebanon / 04-10-2022	USD	1,540.00	1,540.00	6.100	100.000	6.750	7.750	6.750	590086.938	0.000	0.000	0.000
Lebanon / 27-01-2023	USD	1,100.00	1,100.00	6.000	100.000	6.750	7.750	6.750	540000.000	0.000	0.000	0.000
Lebanon / 26-05-2023	USD	500.00	500.00	6.400	100.000	6.750	7.750	6.750	6376.068	6542.696	0.016	0.000
Lebanon / 22-04-2024	USD	700.00	700.00	6.650	100.000	6.750	7.750	6.750	464.703	552.562	0.349	0.180
Lebanon / 04-11-2024	USD	500.00	538.47	6.250	100.000	6.750	7.750	6.750	251.436	246.320	0.749	0.731
Lebanon / 03-12-2024	USD	250.00	250.00	7.000	100.000	6.750	7.750	6.750	234.701	229.299	0.815	0.856
Lebanon / 26-02-2025	USD	800.00	800.00	6.200	100.000	6.750	7.750	6.750	196.885	191.206	1.009	1.278
Lebanon / 12-06-2025	USD	800.00	800.00	6.250	100.000	6.750	7.750	6.750	163.000	157.909	1.266	1.960
Lebanon / 27-11-2026	USD	1,600.00	1,600.00	6.600	100.000	6.750	7.750	6.750	87.346	82.727	2.614	7.750
Lebanon / 23-03-2027	USD	1,250.00	1,250.00	6.850	100.000	6.750	7.750	6.750	79.163	74.941	2.921	9.590
Lebanon / 29-11-2027	USD	1,000.00	1,000.00	6.750	100.000	6.750	7.750	6.750	66.019	61.769	3.579	14.170
Lebanon / 20-03-2028	USD	500.00	893.20	6.650	100.000	6.750	7.750	6.750	53.852	49.603	4.482	21.864
Lebanon / 03-11-2028	USD	700.00	1,700.00	7.000	100.000	6.750	7.750	6.750	61.411	57.186	3.878	16.540
Lebanon / 25-05-2029	USD	1,000.00	1,000.00	6.850	100.000	6.750	7.750	6.750	48.445	44.309	5.031	27.350
Lebanon / 27-11-2029	USD	1,500.00	1,500.00	11.500	100.000	6.750	7.750	6.750	44.423	40.291	5.528	32.830
Lebanon / 26-02-2030	USD	1,400.00	1,400.00	6.650	100.000	6.750	7.750	6.750	42.690	37.759	5.771	35.691
Lebanon / 22-04-2031	USD	300.00	300.00	7.000	100.000	6.750	7.750	6.750	36.101	31.972	6.911	50.700
Lebanon / 20-11-2031	USD	1,000.00	2,500.00	7.150	100.000	6.750	7.750	6.750	33.513	29.570	7.482	59.200
Lebanon / 23-03-2032	USD	1,000.00	1,000.00	7.000	100.000	7.005	7.902	7.005	31.675	27.761	7.832	64.738
Lebanon / 17-05-2033	USD	1,500.00	1,500.00	8.200	100.000	6.750	7.750	6.750	28.278	24.337	8.960	84.230
Lebanon / 17-05-2034	USD	1,500.00	1,500.00	8.250	100.000	6.750	7.750	6.750	25.596	21.656	9.954	103.500
Lebanon / 02-11-2035	USD	600.00	600.00	7.050	100.000	6.750	7.750	6.750	22.486	18.353	11.404	135.184
Lebanon / 27-07-2035	USD	1,500.00	1,500.00	12.000	100.000	6.750	7.750	6.750	22.992	19.049	11.141	129.140
Lebanon / 23-03-2037	USD	750.00	750.00	7.250	100.000	6.750	7.750	6.750	20.149	16.213	12.789	169.383
TOTAL PUBLIC SECTOR EUROBONDS		28,382.469	31,314.13									

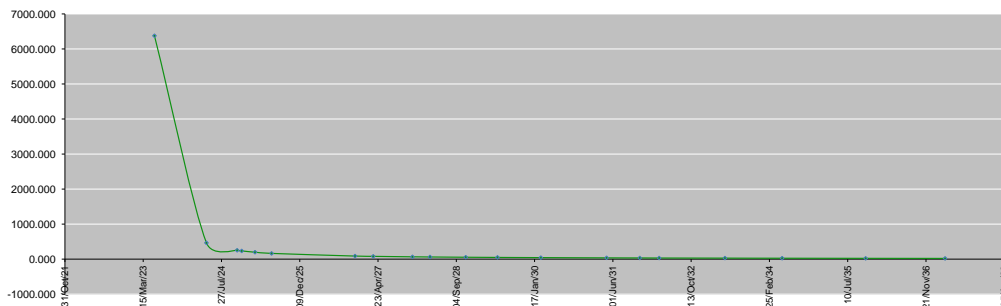
BDL EURO CDS												
MATURITY	SIZE MM	TYPE	COUPON	Issue P.	BID \$	Ask \$	MID. P	YIELD	SPREAD	DURATION	CONVEXITY	
Not Available												

LEBANESE PRIVATE SECTOR DEBT												
MATURITY	SIZE MM	TYPE	COUPON	Issue P.	BID \$	Ask \$	MID. P	YIELD	SPREAD	DURATION	CONVEXITY	
Bank Audi S.A.L/16-10-2023	USD 350	Bond	6.75	100	42.50	44.50	42.50	114.57	125.36	0.70	0.64	

World Yields in Native Terms	O/N	3 Months	6 Months	9 Months	1 Year	2 Years	3 Years	5 Years	7 Years	10 Years	30 Years
EUR	-	2.73	3.01	3.24	3.29	3.20	3.02	2.79	2.67	2.65	2.58
U.S.A	-	4.88	5.16	--	5.05	4.84	4.57	4.21	4.10	3.91	3.84
U.K	-	4.14	4.30	--	4.12	3.70	3.73	3.64	3.70	3.81	4.18
Japan	-	-0.19	-0.11	-0.09	-0.07	-0.04	0.01	0.22	0.42	0.50	1.42

Libor	USD	EUR	JPY	GBP	Spot Rates	Bid	Ask
1 Months	4.71	0.00	0.00	4.05	Lebanese Pound	15000.00	15020.00
2 Months	0.00	0.00	0.00	0.00	Euro	1.06	1.0632
3 Months	4.98	0.00	0.00	4.31	British Sterling Pound	1.20	1.2007
6 Months	5.32	0.00	0.00	4.66	Japanese Yen	136.02	136.0500
1 Year	5.69	0.00	0.00	0.00	Gold	1849.60	1849.76

Lebanese Republic USD Eurobonds Yield Curve



Disclaimer: The Capital Markets Authority (CMA) publishes reports for general information purposes only. However, under no circumstances the CMA will accept any responsibility or liability in connection with the use of the information provided in these reports or on this website.
(Source: Thomson Reuters Eikon)

Contact us by email: research@cma.gov.lb