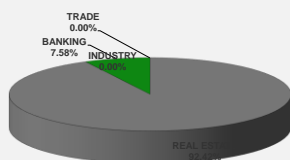


LISTED COMPANIES	LISTED SHARES	LISTED MARKET CAP.	TOTAL ORDINARY SHARES	PREFERRED SHARES	PREFERRED SHARES ISSUE PRICE	TOTAL MARKET CAP.	CUR.	TRADED VOLUME	TRADED VALUE	CLOSING PRICE	OPEN PRICE	HIGH PRICE	LOW PRICE	PREVIOUS PRICE
	(MM)	(MM \$)	(MM)	(MM)	USD	(MM \$)								
SOLIDERE A	100.00	8,170.00	100.00			8,170.00	USD	60,380	4,874,284	81.70	80.00	84.00	80.00	81.15
SOLIDERE B	65.00	5,141.50	65.00			5,141.50	USD	616	48,726	79.10	79.10	79.10	79.10	80.15
BQ.LIB. POUR LE COMMERCE	71.03	66.06	214.00			199.02	USD	-	-	0.93	-	-	-	0.93
BQ.LIB. POUR LE COMMERCE PRAF. "D"	0.75	44.63		0.75		44.63	USD	-	-	59.50	-	-	-	59.50
BQ.LIB. POUR LE COMMERCE PRAF. "E"	0.26	15.68		0.26		15.68	USD	-	-	59.50	-	-	-	59.50
BANQUE AUDI	588.54	918.12	588.54			918.12	USD	2,000	3,120	1.56	1.56	1.56	1.56	1.56
BANQUE AUDI GDR	119.64	166.30	119.64			166.30	USD	-	-	1.39	-	-	-	1.39
BANQUE AUDI PREFERRED "H"	0.75	55.50		0.75	100.00	55.50	USD	-	-	74.00	-	-	-	74.00
BANQUE AUDI PREFERRED "I"	2.50	107.25		2.50	100.00	107.25	USD	-	-	42.90	-	-	-	42.90
BANQUE AUDI PREFERRED "J"	2.75	115.50		2.75	100.00	115.50	USD	-	-	42.00	-	-	-	42.00
BANK OF BEIRUT	25.56	383.40	61.00			914.96	USD	-	-	15.00	-	-	-	15.00
BANK OF BEIRUT PRIORITY	0.00	-		3.57	0.00	74.97	USD	-	-	21.00	-	-	-	21.00
BANK OF BEIRUT PREFERRED SHARES "H"	5.40	135.00		5.40	25.00	135.00	USD	-	-	25.00	-	-	-	25.00
BANK OF BEIRUT PREFERRED SHARES "I"	5.00	125.00		5.00	25.00	125.00	USD	-	-	25.00	-	-	-	25.00
BANK OF BEIRUT PREFERRED SHARES "J"	3.00	75.00		3.00	25.00	75.00	USD	-	-	25.00	-	-	-	25.00
BANK OF BEIRUT PREFERRED SHARES "K"	4.00	100.00		4.00	25.00	100.00	USD	-	-	25.00	-	-	-	25.00
BYBLOS BANK	565.52	424.14	565.52			424.14	USD	-	-	0.75	-	-	-	0.75
BYBLOS BANK GDR	1.31	26.18	1.31			26.18	USD	-	-	20.00	-	-	-	20.00
BYBLOS BANK PREFERRED SHARES 2008	2.00	54.00		2.00	100.00	54.00	USD	-	-	27.00	-	-	-	27.00
BYBLOS BANK PREFERRED SHARES 2009	2.00	75.96		2.00	96.00	75.96	USD	-	-	37.98	-	-	-	37.98
BEMO Bank	77.50	89.13	77.50			89.13	USD	-	-	1.15	-	-	-	1.15
BEMO PREFERRED 2013	0.35	17.50		0.35	100.00	17.50	USD	-	-	50.00	-	-	-	50.00
BLOM BANK GDR	73.90	203.21	73.90			203.21	USD	3,000	8,250	2.75	2.75	2.75	2.75	2.75
BLOM BANK	215.00	537.50	215.00			537.50	USD	-	-	2.50	-	-	-	2.50
HOLCIM Liban	19.52	610.85	19.52			610.85	USD	-	-	31.30	-	-	-	31.30
STC DES CIMENTS BLANCS N	9.00	114.75	9.00			114.75	USD	-	-	12.75	-	-	-	12.75

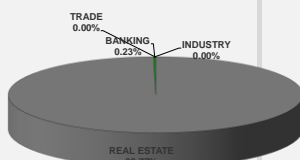
TOTAL EXECUTED 1,960.27 17,772.16 2,109.91 32.33 18,511.64 65,996.00 4,934,380.00  
Official USD Closing 15,000

LEBANESE GLOBAL DEPOSITORY RECEIPTS	SHARES MM	BID \$	ASK \$	MID PRICE \$	STOCK INDEX	VALUE	PREVIOUS VALUE	% OF CHANGE
BLOM BANK	73.90	record could not be found	record could not be found	record could not be found	MARKET VALUE WEIGHTED INDEX	3832.54	3839.33	-0.18%
BYBLOS BANK	1.31	record could not be found	record could not be found	record could not be found	NUMBER OF TRANSACTIONS	15		
AUDI BANK	116.24	record could not be found	record could not be found	record could not be found				

BEIRUT STOCK EXCHANGE DAILY TRADING VOLUME



BEIRUT STOCK EXCHANGE DAILY TRADING VALUE \$



Disclaimer: The Capital Markets Authority (CMA) publishes reports for general information purposes only. However, under no circumstances the CMA will accept any responsibility or liability in connection with the use of the information provided in these reports or on this website.  
(Source: Thomson Reuters Eikon)

MATURITY	CURRENCY	ISSUED AMMOUNT (MM)	OUTSTANDING AMOUNT (MM)	COUPON	ISSUE P.	BIDS	ASKS	MID. P	SPREAD 3 MONTH US		DURATION	CONVEXITY
									YIELD	TREASURY		
Lebanon / 9-03-2020	USD	1,200.00	1,200.00	6.375	100.000							
Lebanon / 12-04-2020	USD	700.00	700.00	5.800	100.000							
Lebanon / 19-06-2020	USD	600.00	600.00	6.150	100.000	6.750	7.750	6.750	134414.203	0.000	0.000	0.000
Lebanon / 12-04-2021	USD	2,092.47	2,092.47	8.250	100.000	6.750	7.750	6.750	291272.719	0.000	0.000	0.000
Lebanon / 27-05-2022	USD	500.00	500.00	6.250	100.000	6.750	7.750	6.750	364000.000	0.000	0.000	0.000
Lebanon / 04-10-2022	USD	1,540.00	1,540.00	6.100	100.000	6.750	7.750	6.750	590086.938	0.000	0.000	0.000
Lebanon / 27-01-2023	USD	1,100.00	1,100.00	6.000	100.000	6.750	7.750	6.750	540000.000	0.000	0.000	0.000
Lebanon / 26-05-2023	USD	500.00	500.00	6.400	100.000	6.750	7.750	6.750	6458.875	6626.604	0.015	0.000
Lebanon / 22-04-2024	USD	700.00	700.00	6.650	100.000	6.750	7.750	6.750	464.703	552.573	0.349	0.180
Lebanon / 04-11-2024	USD	500.00	538.47	6.250	100.000	6.750	7.750	6.750	252.054	246.905	0.747	0.727
Lebanon / 03-12-2024	USD	250.00	250.00	7.000	100.000	6.750	7.750	6.750	235.242	229.798	0.813	0.852
Lebanon / 26-02-2025	USD	800.00	800.00	6.200	100.000	6.750	7.750	6.750	196.885	191.164	1.009	1.278
Lebanon / 12-06-2025	USD	800.00	800.00	6.250	100.000	6.750	7.750	6.750	163.266	158.138	1.263	1.950
Lebanon / 27-11-2026	USD	1,600.00	1,600.00	6.600	100.000	6.750	7.750	6.750	87.424	82.784	2.611	7.736
Lebanon / 23-03-2027	USD	1,250.00	1,250.00	6.850	100.000	6.750	7.750	6.750	79.227	74.988	2.919	9.573
Lebanon / 29-11-2027	USD	1,000.00	1,000.00	6.750	100.000	6.750	7.750	6.750	66.064	61.795	3.577	14.150
Lebanon / 20-03-2028	USD	500.00	893.20	6.650	100.000	6.750	7.750	6.750	53.882	49.617	4.479	21.838
Lebanon / 03-11-2028	USD	700.00	1,700.00	7.000	100.000	6.750	7.750	6.750	61.450	57.208	3.876	16.510
Lebanon / 25-05-2029	USD	1,000.00	1,000.00	6.850	100.000	6.750	7.750	6.750	48.469	44.320	5.028	27.320
Lebanon / 27-11-2029	USD	1,500.00	1,500.00	11.500	100.000	6.750	7.750	6.750	44.444	40.297	5.525	32.800
Lebanon / 26-02-2030	USD	1,400.00	1,400.00	6.650	100.000	6.750	7.750	6.750	42.690	37.717	5.771	35.691
Lebanon / 22-04-2031	USD	300.00	300.00	7.000	100.000	6.750	7.750	6.750	36.101	31.938	6.911	50.700
Lebanon / 20-11-2031	USD	1,000.00	2,500.00	7.150	100.000	6.750	7.750	6.750	33.525	29.568	7.479	59.160
Lebanon / 23-03-2032	USD	1,000.00	1,000.00	7.000	100.000	7.005	8.445	7.005	31.685	27.759	7.845	64.950
Lebanon / 17-05-2033	USD	1,500.00	1,500.00	8.200	100.000	6.750	7.750	6.750	28.286	24.331	8.958	84.180
Lebanon / 17-05-2034	USD	1,500.00	1,500.00	8.250	100.000	6.750	7.750	6.750	25.603	21.649	9.951	103.440
Lebanon / 02-11-2035	USD	600.00	600.00	7.050	100.000	6.750	7.750	6.750	22.486	18.353	11.404	135.184
Lebanon / 27-07-2035	USD	1,500.00	1,500.00	12.000	100.000	6.750	7.750	6.750	22.997	19.038	11.138	129.070
Lebanon / 23-03-2037	USD	750.00	750.00	7.250	100.000	6.750	7.750	6.750	20.149	16.213	12.789	169.383
<b>TOTAL PUBLIC SECTOR EUROBONDS</b>		<b>28,382.469</b>	<b>31,314.13</b>									

BDL EURO CDS												
MATURITY	SIZE MM	TYPE	COUPON	Issue P.	BID \$	Ask \$	MID. P	YIELD	SPREAD	DURATION	CONVEXITY	
Not Available												

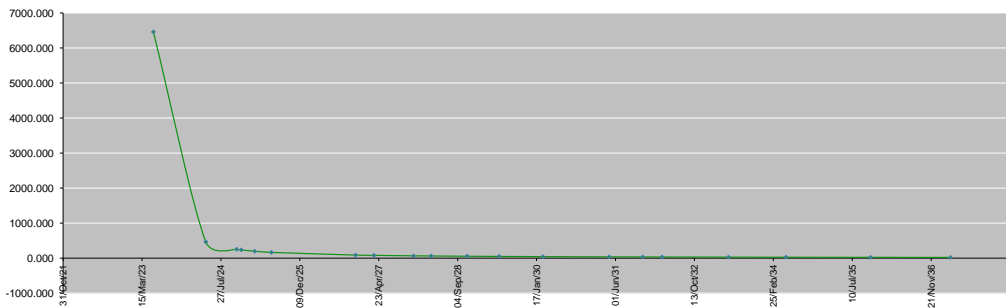
LEBANESE PRIVATE SECTOR DEBT												
MATURITY	SIZE MM	TYPE	COUPON	Issue P.	BID \$	Ask \$	MID. P	YIELD	SPREAD	DURATION	CONVEXITY	
Bank Audi S.A.L/16-10-2023	USD 350	Bond	6.75	100	42.50	44.50	42.50	114.57	125.36	0.70	0.64	

World Yields in Native Terms	O/N	3 Months	6 Months	9 Months	1 Year	2 Years	3 Years	5 Years	7 Years	10 Years	30 Years
EUR	-	2.89	3.05	3.33	3.35	3.25	3.04	2.79	2.68	2.66	2.59
U.S.A	-	4.89	5.15	--	5.06	4.85	4.57	4.22	4.11	3.92	3.86
U.K	-	4.15	4.34	--	4.16	3.75	3.76	3.65	3.67	3.80	4.11
Japan	-	-0.17	-0.11	-0.09	-0.07	-0.04	0.00	0.21	0.41	0.50	1.47

Libor	USD	EUR	JPY	GBP
1 Months	4.71	0.00	0.00	4.05
2 Months	0.00	0.00	0.00	0.00
3 Months	4.98	0.00	0.00	4.31
6 Months	5.32	0.00	0.00	4.66
1 Year	5.69	0.00	0.00	0.00

Spot Rates	Bid	Ask
Lebanese Pound	15000.00	15020.00
Euro	1.07	1.0662
British Sterling Pound	1.20	1.1992
Japanese Yen	135.99	136.0000
Gold	1842.20	1842.35

Lebanese Republic USD Eurobonds Yield Curve



Disclaimer: The Capital Markets Authority (CMA) publishes reports for general information purposes only. However, under no circumstances the CMA will accept any responsibility or liability in connection with the use of the information provided in these reports or on this website.  
(Source: Thomson Reuters Eikon)

Contact us by email: [research@cma.oov.lb](mailto:research@cma.oov.lb)