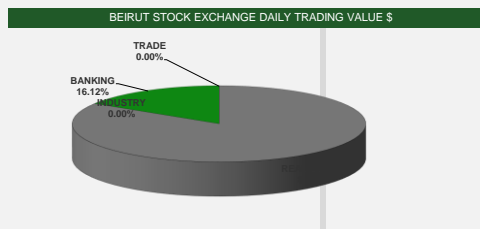
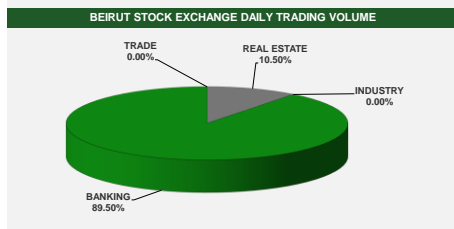


LISTED COMPANIES	LISTED SHARES	LISTED MARKET CAP.	TOTAL ORDINARY SHARES	PREFERRED SHARES	PREFERRED SHARES ISSUE PRICE	TOTAL MARKET CAP.	CUR.	TRADED VOLUME	TRADED VALUE	CLOSING PRICE	OPEN PRICE	HIGH PRICE	LOW PRICE	PREVIOUS PRICE
	(MM)	(MM \$)	(MM)	(MM)	USD	(MM \$)								
SOLIDERE A	100.00	8,345.00	100.00			8,345.00	USD	10,790	901,545	83.45	82.00	83.95	80.00	84.25
SOLIDERE B	65.00	5,323.50	65.00			5,323.50	USD	500	40,950	81.90	81.90	81.90	81.90	80.05
BQ.LIB. POUR LE COMMERCE	71.03	66.06	214.00			199.02	USD	-	-	0.93	-	-	-	0.93
BQ.LIB. POUR LE COMMERCE PRAF. "D"	0.75	44.63		0.75		44.63	USD	-	-	59.50	-	-	-	59.50
BQ.LIB. POUR LE COMMERCE PRAF. "E"	0.26	15.68		0.26		15.68	USD	-	-	59.50	-	-	-	59.50
BANQUE AUDI	588.54	918.12	588.54			918.12	USD	-	-	1.56	-	-	-	1.56
BANQUE AUDI GDR	119.64	163.91	119.64			163.91	USD	7,786	10,661	1.37	1.35	1.38	1.35	1.35
BANQUE AUDI PREFERRED "H"	0.75	55.50		0.75	100.00	55.50	USD	-	-	74.00	-	-	-	74.00
BANQUE AUDI PREFERRED "I"	2.50	107.25		2.50	100.00	107.25	USD	-	-	42.90	-	-	-	42.90
BANQUE AUDI PREFERRED "J"	2.75	115.50		2.75	100.00	115.50	USD	-	-	42.00	-	-	-	42.00
BANK OF BEIRUT	25.56	383.40	61.00			914.96	USD	-	-	15.00	-	-	-	15.00
BANK OF BEIRUT PRIORITY	0.00	-		3.57	0.00	74.97	USD	-	-	21.00	-	-	-	21.00
BANK OF BEIRUT PREFERRED SHARES "H"	5.40	135.00		5.40	25.00	135.00	USD	-	-	25.00	-	-	-	25.00
BANK OF BEIRUT PREFERRED SHARES "I"	5.00	125.00		5.00	25.00	125.00	USD	-	-	25.00	-	-	-	25.00
BANK OF BEIRUT PREFERRED SHARES "J"	3.00	75.00		3.00	25.00	75.00	USD	-	-	25.00	-	-	-	25.00
BANK OF BEIRUT PREFERRED SHARES "K"	4.00	100.00		4.00	25.00	100.00	USD	-	-	25.00	-	-	-	25.00
BYBLOS BANK	565.52	412.83	565.52			412.83	USD	32,000	23,280	0.73	0.74	0.74	0.72	0.73
BYBLOS BANK GDR	1.31	26.18	1.31			26.18	USD	-	-	20.00	-	-	-	20.00
BYBLOS BANK PREFERRED SHARES 2008	2.00	54.00		2.00	100.00	54.00	USD	-	-	27.00	-	-	-	27.00
BYBLOS BANK PREFERRED SHARES 2009	2.00	75.96		2.00	96.00	75.96	USD	-	-	37.98	-	-	-	37.98
BEMO Bank	77.50	89.13	77.50			89.13	USD	400	460	1.15	1.15	1.15	1.15	1.15
BEMO PREFERRED 2013	0.35	17.50		0.35	100.00	17.50	USD	-	-	50.00	-	-	-	50.00
BLOM BANK GDR	73.90	193.61	73.90			193.61	USD	56,000	146,750	2.62	2.75	2.75	2.50	2.75
BLOM BANK	215.00	537.50	215.00			537.50	USD	-	-	2.50	-	-	-	2.50
HOLCIM Liban	19.52	610.85	19.52			610.85	USD	-	-	31.30	-	-	-	31.30
STC DES CEMENTS BLANCS N	9.00	114.75	9.00			114.75	USD	-	-	12.75	-	-	-	12.75

<b>TOTAL EXECUTED</b>	<b>1,960.27</b>	<b>18,105.85</b>	<b>2,109.91</b>	<b>32.33</b>	<b>18,845.33</b>	<b>107,476.00</b>	<b>1,123,646.00</b>
Official USD Closing	15,000						

LEBANESE GLOBAL DEPOSITORY RECEIPTS	SHARES MM	BID \$	ASK \$	MID PRICE \$	STOCK INDEX	VALUE	PREVIOUS VALUE	% OF CHANGE
BLOM BANK	73.90	record could not be found	record could not be found	record could not be found	MARKET VALUE WEIGHTED INDEX	4039.28	4017.77	0.54%
BYBLOS BANK	1.31	record could not be found	record could not be found	record could not be found	NUMBER OF TRANSACTIONS	24		
AUDI BANK	116.24	record could not be found	record could not be found	record could not be found				



**Disclaimer:** The Capital Markets Authority (CMA) publishes reports for general information purposes only. However, under no circumstances the CMA will accept any responsibility or liability in connection with the use of the information provided in these reports or on this website.  
(Source: Thomson Reuters Eikon)

MATURITY	CURRENCY	ISSUED AMOUNT (MM)	OUTSTANDING AMOUNT (MM)	COUPON	ISSUE P.	BIDS	ASKS	MID. P	SPREAD 3 MONTH US		DURATION	CONVEXITY
									YIELD	TREASURY		
Lebanon / 9-03-2020	USD	1,200.00	1,200.00	6.375	100.000							
Lebanon / 12-04-2020	USD	700.00	700.00	5.800	100.000							
Lebanon / 19-06-2020	USD	600.00	600.00	6.150	100.000	6.750	7.750	6.750	134414.203	0.000	0.000	0.000
Lebanon / 12-04-2021	USD	2,092.47	2,092.47	8.250	100.000	6.750	7.750	6.750	291272.719	0.000	0.000	0.000
Lebanon / 27-05-2022	USD	500.00	500.00	6.250	100.000	6.750	7.750	6.750	364000.000	0.000	0.000	0.000
Lebanon / 04-10-2022	USD	1,540.00	1,540.00	6.100	100.000	6.750	7.750	6.750	590086.938	0.000	0.000	0.000
Lebanon / 27-01-2023	USD	1,100.00	1,100.00	6.000	100.000	6.750	7.750	6.750	540000.000	0.000	0.000	0.000
Lebanon / 26-05-2023	USD	500.00	500.00	6.400	100.000	6.750	7.750	6.750	6812.785	6984.917	0.015	0.000
Lebanon / 22-04-2024	USD	700.00	700.00	6.650	100.000	6.750	7.750	6.750	474.782	571.601	0.339	0.170
Lebanon / 04-11-2024	USD	500.00	538.47	6.250	100.000	6.750	7.750	6.750	254.556	249.203	0.738	0.711
Lebanon / 03-12-2024	USD	250.00	250.00	7.000	100.000	6.750	7.750	6.750	237.431	231.768	0.804	0.834
Lebanon / 26-02-2025	USD	800.00	800.00	6.200	100.000	6.750	7.750	6.750	198.824	192.897	0.997	1.249
Lebanon / 12-06-2025	USD	800.00	800.00	6.250	100.000	6.750	7.750	6.750	164.339	159.012	1.253	1.920
Lebanon / 27-11-2026	USD	1,600.00	1,600.00	6.600	100.000	6.750	7.750	6.750	87.737	82.956	2.601	7.676
Lebanon / 23-03-2027	USD	1,250.00	1,250.00	6.850	100.000	6.750	7.750	6.750	79.484	75.143	2.908	9.506
Lebanon / 29-11-2027	USD	1,000.00	1,000.00	6.750	100.000	6.750	7.750	6.750	66.243	61.870	3.566	14.070
Lebanon / 20-03-2028	USD	500.00	893.20	6.650	100.000	6.750	7.750	6.750	54.001	49.632	4.468	21.736
Lebanon / 03-11-2028	USD	700.00	1,700.00	7.000	100.000	6.750	7.750	6.750	61.605	57.259	3.865	16.420
Lebanon / 25-05-2029	USD	1,000.00	1,000.00	6.850	100.000	6.750	7.750	6.750	48.566	44.348	5.017	27.210
Lebanon / 27-11-2029	USD	1,500.00	1,500.00	11.500	100.000	6.750	7.750	6.750	44.525	40.310	5.514	32.670
Lebanon / 26-02-2030	USD	1,400.00	1,400.00	6.650	100.000	6.750	7.750	6.750	42.784	37.629	5.757	35.527
Lebanon / 22-04-2031	USD	300.00	300.00	7.000	100.000	6.750	7.750	6.750	36.168	31.957	6.897	50.500
Lebanon / 20-11-2031	USD	1,000.00	2,500.00	7.150	100.000	6.750	7.750	6.750	33.571	29.563	7.468	58.990
Lebanon / 23-03-2032	USD	1,000.00	1,000.00	7.000	100.000	6.950	7.882	6.950	31.828	27.836	7.816	64.480
Lebanon / 17-05-2033	USD	1,500.00	1,500.00	8.200	100.000	6.750	7.750	6.750	28.319	24.311	8.947	83.980
Lebanon / 17-05-2034	USD	1,500.00	1,500.00	8.250	100.000	6.750	7.750	6.750	25.630	21.623	9.940	103.220
Lebanon / 02-11-2035	USD	600.00	600.00	7.050	100.000	6.750	7.750	6.750	22.512	18.335	11.390	134.862
Lebanon / 27-07-2035	USD	1,500.00	1,500.00	12.000	100.000	6.750	7.750	6.750	23.019	19.011	11.127	128.820
Lebanon / 23-03-2037	USD	750.00	750.00	7.250	100.000	6.750	7.750	6.750	20.170	16.169	12.775	169.023
<b>TOTAL PUBLIC SECTOR EUROBONDS</b>		<b>28,382.469</b>	<b>31,314.13</b>									

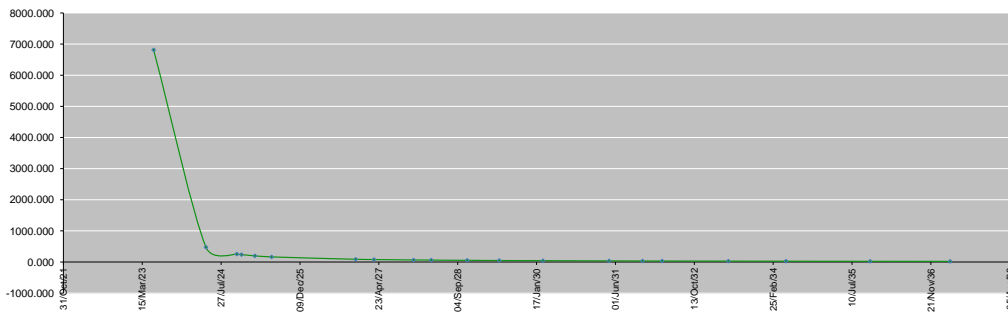
BDL EURO CDS												
MATURITY	SIZE MM	TYPE	COUPON	Issue P.	BID \$	Ask \$	MID. P	YIELD	SPREAD	DURATION	CONVEXITY	
Not Available												

LEBANESE PRIVATE SECTOR DEBT												
MATURITY	SIZE MM	TYPE	COUPON	Issue P.	BID \$	Ask \$	MID. P	YIELD	SPREAD	DURATION	CONVEXITY	
Bank Audi S.A.L/16-10-2023	USD 350	Bond	6.75	100	42.50	44.50	42.50	114.57	125.36	0.70	0.64	

World Yields in Native Terms	O/N	3 Months	6 Months	9 Months	1 Year	2 Years	3 Years	5 Years	7 Years	10 Years	30 Years
EUR	-	2.88	3.08	3.33	3.38	3.33	3.09	2.84	2.70	2.67	2.60
U.S.A	-	5.04	5.28	--	5.23	5.03	4.70	4.32	4.18	3.98	3.90
U.K	-	4.19	4.39	--	4.21	3.83	3.83	3.70	3.68	3.79	4.10
Japan	-	-0.16	-0.15	-0.09	-0.07	-0.02	0.03	0.24	0.46	0.50	1.49

Libor	USD	EUR	JPY	GBP	Spot Rates	Bid	Ask
1 Months	4.72	0.00	0.00	4.09	Lebanese Pound	15000.00	15020.00
2 Months	0.00	0.00	0.00	0.00	Euro	1.06	1.0576
3 Months	5.03	0.00	0.00	4.32	British Sterling Pound	1.19	1.1894
6 Months	5.35	0.00	0.00	4.69	Japanese Yen	136.16	136.1900
1 Year	5.72	0.00	0.00	0.00	Gold	1819.38	1819.52

Lebanese Republic USD Eurobonds Yield Curve



Disclaimer: The Capital Markets Authority (CMA) publishes reports for general information purposes only. However, under no circumstances the CMA will accept any responsibility or liability in connection with the use of the information provided in these reports or on this website.  
(Source: Thomson Reuters Eikon)

Contact us by email: [research@cma.oov.lb](mailto:research@cma.oov.lb)