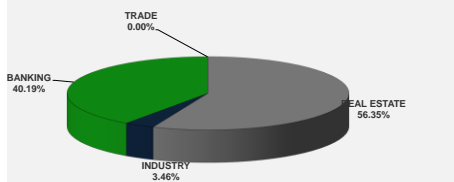


LISTED COMPANIES	LISTED SHARES	LISTED MARKET CAP.	TOTAL ORDINARY SHARES	PREFERRED SHARES	PREFERRED SHARES ISSUE PRICE	TOTAL MARKET CAP.	CUR.	TRADED VOLUME	TRADED VALUE	CLOSING PRICE	OPEN PRICE	HIGH PRICE	LOW PRICE	PREVIOUS PRICE
	(MM)	(MM \$)	(MM)	(MM)	USD	(MM \$)								
SOLIDERE A	100.00	8,780.00	100.00			8,780.00	USD	4,913	439,465	87.80	89.35	90.00	86.05	90.00
SOLIDERE B	65.00	5,609.50	65.00			5,609.50	USD	4,481	386,679	86.30	85.30	89.75	85.30	87.00
BQ.LIB. POUR LE COMMERCE	71.03	66.06	214.00			199.02	USD	-	-	0.93	-	-	-	0.93
BQ.LIB. POUR LE COMMERCE PREF. "D"	0.75	44.63		0.75		44.63	USD	-	-	59.50	-	-	-	59.50
BQ.LIB. POUR LE COMMERCE PREF. "E"	0.26	15.68		0.26		15.68	USD	-	-	59.50	-	-	-	59.50
BANQUE AUDI	588.54	882.81	588.54			882.81	USD	-	-	1.50	-	-	-	1.50
BANQUE AUDI GDR	119.64	165.10	119.64			165.10	USD	-	-	1.38	-	-	-	1.38
BANQUE AUDI PREFERRED "H"	0.75	55.50		0.75	100.00	55.50	USD	-	-	74.00	-	-	-	74.00
BANQUE AUDI PREFERRED "I"	2.50	107.25		2.50	100.00	107.25	USD	-	-	42.90	-	-	-	42.90
BANQUE AUDI PREFERRED "J"	2.75	115.50		2.75	100.00	115.50	USD	-	-	42.00	-	-	-	42.00
BANK OF BEIRUT	25.56	383.40	61.00			914.96	USD	-	-	15.00	-	-	-	15.00
BANK OF BEIRUT PRIORITY	0.00	-		3.57	0.00	74.97	USD	-	-	21.00	-	-	-	21.00
BANK OF BEIRUT PREFERRED SHARES "H"	5.40	135.00		5.40	25.00	135.00	USD	-	-	25.00	-	-	-	25.00
BANK OF BEIRUT PREFERRED SHARES "I"	5.00	125.00		5.00	25.00	125.00	USD	-	-	25.00	-	-	-	25.00
BANK OF BEIRUT PREFERRED SHARES "J"	3.00	75.00		3.00	25.00	75.00	USD	-	-	25.00	-	-	-	25.00
BANK OF BEIRUT PREFERRED SHARES "K"	4.00	100.00		4.00	25.00	100.00	USD	-	-	25.00	-	-	-	25.00
BYBLOS BANK	565.52	412.83	565.52			412.83	USD	6,700	4,891	0.73	0.73	0.73	0.73	0.73
BYBLOS BANK GDR	1.31	26.18	1.31			26.18	USD	-	-	20.00	-	-	-	20.00
BYBLOS BANK PREFERRED SHARES 2008	2.00	54.00		2.00	100.00	54.00	USD	-	-	27.00	-	-	-	27.00
BYBLOS BANK PREFERRED SHARES 2009	2.00	75.96		2.00	96.00	75.96	USD	-	-	37.98	-	-	-	37.98
BEMO Bank	77.50	89.13	77.50			89.13	USD	-	-	1.15	-	-	-	1.15
BEMO PREFERRED 2013	0.35	17.50		0.35	100.00	17.50	USD	-	-	50.00	-	-	-	50.00
BLOM BANK GDR	73.90	181.05	73.90			181.05	USD	-	-	2.45	-	-	-	2.45
BLOM BANK	215.00	645.00	215.00			645.00	USD	-	-	3.00	-	-	-	3.00
HOLCIM Liban	19.52	780.84	19.52			780.84	USD	76	3,041	40.01	40.01	40.01	40.01	38.40
STE DES CEMENTS BLANCS N	9.00	144.00	9.00			144.00	USD	500	8,000	16.00	16.00	16.00	16.00	14.50

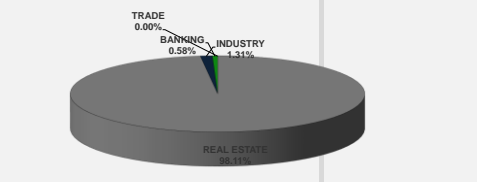
TOTAL EXECUTED	1,960.27	19,086.90	2,109.91	32.33	19,826.38	16,670.00	842,076.00
Official USD Closing	15,000						

LEBANESE GLOBAL DEPOSITARY RECEIPTS	SHARES MM	BID \$	ASK \$	MID PRICE \$	STOCK INDEX	VALUE	PREVIOUS VALUE	% OF CHANGE
BLOM BANK	73.90	record could not be found	record could not be found	record could not be found	MARKET VALUE WEIGHTED INDEX	4475.61	4642.36	-3.59%
BYBLOS BANK	1.31	record could not be found	record could not be found	record could not be found	NUMBER OF TRANSACTIONS	13		
AUDI BANK	116.24	record could not be found	record could not be found	record could not be found				

BEIRUT STOCK EXCHANGE DAILY TRADING VOLUME



BEIRUT STOCK EXCHANGE DAILY TRADING VALUE \$



Disclaimer: The Capital Markets Authority (CMA) publishes reports for general information purposes only. However, under no circumstances the CMA will accept any responsibility or liability in connection with the use of the information provided in these reports or on this website.
(Source: Thomson Reuters Eikon)

MATURITY	CURRENCY	ISSUED AMMOUNT (MM)	OUTSTANDING AMOUNT (MM)	COUPON	ISSUE P.	BID\$	ASK\$	MID. P	SPREAD 3 MONTH US		DURATION	CONVEXITY
									YIELD	TREASURY		
Lebanon / 9-03-2020	USD	1,200.00	1,200.00	6.375	100.000							
Lebanon / 12-04-2020	USD	700.00	700.00	5.800	100.000							
Lebanon / 19-06-2020	USD	600.00	600.00	6.150	100.000	6.250	7.250	6.250	134414.203	0.000	0.000	0.000
Lebanon / 12-04-2021	USD	2,092.47	2,092.47	8.250	100.000	6.250	7.250	6.250	291272.719	0.000	0.000	0.000
Lebanon / 27-05-2022	USD	500.00	500.00	6.250	100.000	6.250	7.250	6.250	364000.000	0.000	0.000	0.000
Lebanon / 04-10-2022	USD	1,540.00	1,540.00	6.100	100.000	6.250	7.250	6.250	590086.938	0.000	0.000	0.000
Lebanon / 27-01-2023	USD	1,100.00	1,100.00	6.000	100.000	6.250	7.250	6.250	540000.000	0.000	0.000	0.000
Lebanon / 26-05-2023	USD	500.00	500.00	6.400	100.000	6.250	7.250	6.250	12272.728	12757.366	0.008	0.000
Lebanon / 22-04-2024	USD	700.00	700.00	6.650	100.000	6.125	7.125	6.125	578.192	861.720	0.274	0.110
Lebanon / 04-11-2024	USD	500.00	538.47	6.250	100.000	6.125	7.125	6.125	289.217	285.397	0.655	0.566
Lebanon / 03-12-2024	USD	250.00	250.00	7.000	100.000	6.125	7.125	6.125	268.208	263.910	0.718	0.673
Lebanon / 26-02-2025	USD	800.00	800.00	6.200	100.000	6.125	7.125	6.125	221.646	216.920	0.907	1.042
Lebanon / 12-06-2025	USD	800.00	800.00	6.250	100.000	6.250	7.250	6.250	179.231	175.119	1.163	1.670
Lebanon / 27-11-2026	USD	1,600.00	1,600.00	6.600	100.000	6.125	7.125	6.125	93.985	90.233	2.493	7.072
Lebanon / 23-03-2027	USD	1,250.00	1,250.00	6.850	100.000	6.125	7.125	6.125	84.885	81.151	2.799	8.825
Lebanon / 29-11-2027	USD	1,000.00	1,000.00	6.750	100.000	6.125	7.125	6.125	70.394	66.887	3.454	13.220
Lebanon / 20-03-2028	USD	500.00	893.20	6.650	100.000	6.125	7.125	6.125	57.120	53.604	4.354	20.664
Lebanon / 03-11-2028	USD	700.00	1,700.00	7.000	100.000	6.125	7.125	6.125	65.351	61.852	3.752	15.500
Lebanon / 25-05-2029	USD	1,000.00	1,000.00	6.850	100.000	6.125	7.125	6.125	51.265	47.803	4.902	26.000
Lebanon / 27-11-2029	USD	1,500.00	1,500.00	11.500	100.000	6.125	7.125	6.125	46.927	43.464	5.398	31.340
Lebanon / 26-02-2030	USD	1,400.00	1,400.00	6.650	100.000	6.125	7.125	6.125	45.062	40.892	5.641	34.132
Lebanon / 22-04-2031	USD	300.00	300.00	7.000	100.000	6.125	7.125	6.125	37.998	34.531	6.779	48.820
Lebanon / 20-11-2031	USD	1,000.00	2,500.00	7.150	100.000	6.125	7.125	6.125	35.235	31.823	7.350	57.160
Lebanon / 23-03-2032	USD	1,000.00	1,000.00	7.000	100.000	5.985	7.365	5.985	34.095	30.709	7.688	62.417
Lebanon / 17-05-2033	USD	1,500.00	1,500.00	8.200	100.000	6.125	7.125	6.125	29.663	26.250	8.827	81.780
Lebanon / 17-05-2034	USD	1,500.00	1,500.00	8.250	100.000	6.125	7.125	6.125	26.819	23.405	9.820	100.770
Lebanon / 02-11-2035	USD	600.00	600.00	7.050	100.000	6.125	7.125	6.125	23.528	19.713	11.269	132.052
Lebanon / 27-07-2035	USD	1,500.00	1,500.00	12.000	100.000	6.250	7.250	6.250	23.878	20.461	11.015	126.270
Lebanon / 23-03-2037	USD	750.00	750.00	7.250	100.000	6.125	7.125	6.125	21.061	17.648	12.654	165.864
TOTAL PUBLIC SECTOR EUROBONDS		28,382.469	31,314.13									

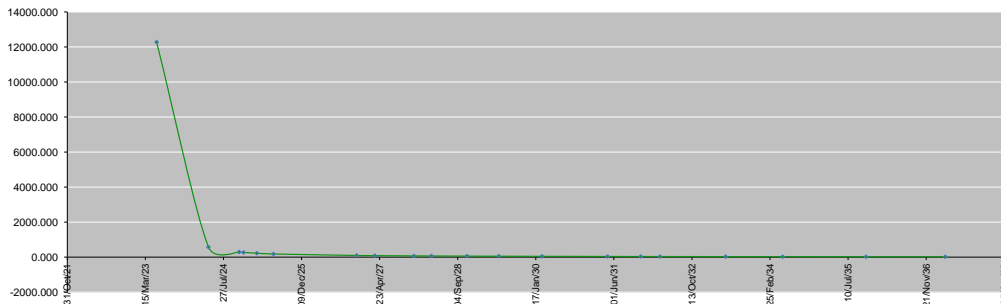
BDL EURO CDS												
MATURITY	SIZE MM	TYPE	COUPON	Issue P.	BID \$	Ask \$	MID. P	YIELD	SPREAD	DURATION	CONVEXITY	
Not Available												

LEBANESE PRIVATE SECTOR DEBT												
MATURITY	SIZE MM	TYPE	COUPON	Issue P.	BID \$	Ask \$	MID. P	YIELD	SPREAD	DURATION	CONVEXITY	
Bank Audi S.A.L/16-10-2023	USD 350	Bond	6.75	100	42.50	44.50	42.50	114.57	125.36	0.70	0.64	

World Yields in Native Terms												
	O/N	3 Months	6 Months	9 Months	1 Year	2 Years	3 Years	5 Years	7 Years	10 Years	30 Years	
EUR	-	2.71	2.84	2.93	3.06	2.67	2.46	2.28	2.20	2.26	2.35	
U.S.A	-	5.06	5.02	--	4.80	3.99	3.74	3.50	3.45	3.40	3.61	
U.K	-	4.29	4.40	--	4.13	3.45	3.44	3.35	3.41	3.51	3.83	
Japan	-	-0.30	-0.19	-0.14	-0.10	-0.04	-0.01	0.14	0.29	0.46	1.34	

Libor					Spot Rates				
	USD	EUR	JPY	GBP					
1 Months	4.90	0.00	0.00	0.00	Lebanese Pound	Bid	15000.00	Ask	15020.00
2 Months	0.00	0.00	0.00	0.00	Euro		1.09		1.0911
3 Months	5.20	0.00	0.00	4.44	British Sterling Pound		1.24		1.2438
6 Months	5.24	0.00	0.00	0.00	Japanese Yen		133.19		133.2200
1 Year	5.13	0.00	0.00	0.00	Gold		2001.86		2002.01

Lebanese Republic USD Eurobonds Yield Curve



Disclaimer: The Capital Markets Authority (CMA) publishes reports for general information purposes only. However, under no circumstances the CMA will accept any responsibility or liability in connection with the use of the information provided in these reports or on this website.
(Source: Thomson Reuters Eikon)

Contact us by email: research@cma.gov.lb