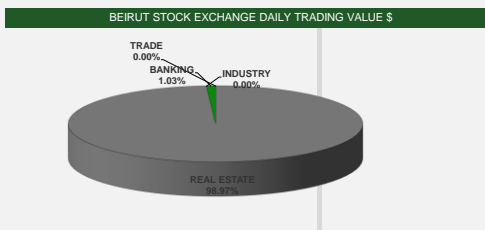
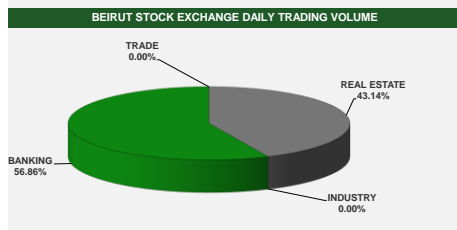


LISTED COMPANIES	LISTED SHARES	LISTED MARKET CAP.	TOTAL ORDINARY SHARES	PREFERRED SHARES	PREFERRED SHARES ISSUE PRICE	TOTAL MARKET CAP.	CUR.	TRADED VOLUME	TRADED VALUE	CLOSING PRICE	OPEN PRICE	HIGH PRICE	LOW PRICE	PREVIOUS PRICE
	(MM)	(MM \$)	(MM)	(MM)	USD	(MM \$)			USD					
SOLIDERE A	100.00	8,675.00	100.00			8,675.00	USD	19,420	1,714,081	86.75	87.85	90.00	85.30	87.80
SOLIDERE B	65.00	5,778.50	65.00			5,778.50	USD	3,338	296,774	88.90	89.00	89.00	87.10	86.30
BQ.LIB. POUR LE COMMERCE	71.03	66.06	214.00			199.02	USD	-	-	0.93	-	-	-	0.93
BQ.LIB. POUR LE COMMERCE PEF. "D"	0.75	44.63		0.75		44.63	USD	-	-	59.50	-	-	-	59.50
BQ.LIB. POUR LE COMMERCE PEF. "E"	0.26	15.68		0.26		15.68	USD	-	-	59.50	-	-	-	59.50
BANQUE AUDI	588.54	882.81	588.54			882.81	USD	-	-	1.50	-	-	-	1.50
BANQUE AUDI GDR	119.64	165.10	119.64			165.10	USD	-	-	1.38	-	-	-	1.38
BANQUE AUDI PREFERRED "H"	0.75	55.50		0.75	100.00	55.50	USD	-	-	74.00	-	-	-	74.00
BANQUE AUDI PREFERRED "I"	2.50	107.25		2.50	100.00	107.25	USD	-	-	42.90	-	-	-	42.90
BANQUE AUDI PREFERRED "J"	2.75	115.50		2.75	100.00	115.50	USD	-	-	42.00	-	-	-	42.00
BANK OF BEIRUT	25.56	383.40	61.00			914.96	USD	-	-	15.00	-	-	-	15.00
BANK OF BEIRUT PRIORITY	0.00	-		3.57	0.00	74.97	USD	-	-	21.00	-	-	-	21.00
BANK OF BEIRUT PREFERRED SHARES "H"	5.40	135.00		5.40	25.00	135.00	USD	-	-	25.00	-	-	-	25.00
BANK OF BEIRUT PREFERRED SHARES "I"	5.00	125.00		5.00	25.00	125.00	USD	-	-	25.00	-	-	-	25.00
BANK OF BEIRUT PREFERRED SHARES "J"	3.00	75.00		3.00	25.00	75.00	USD	-	-	25.00	-	-	-	25.00
BANK OF BEIRUT PREFERRED SHARES "K"	4.00	100.00		4.00	25.00	100.00	USD	-	-	25.00	-	-	-	25.00
BYBLOS BANK	565.52	395.86	565.52			395.86	USD	30,000	21,000	0.70	0.70	0.70	0.70	0.73
BYBLOS BANK GDR	1.31	26.18	1.31			26.18	USD	-	-	20.00	-	-	-	20.00
BYBLOS BANK PREFERRED SHARES 2008	2.00	54.00		2.00	100.00	54.00	USD	-	-	27.00	-	-	-	27.00
BYBLOS BANK PREFERRED SHARES 2009	2.00	75.96		2.00	96.00	75.96	USD	-	-	37.98	-	-	-	37.98
BEMO Bank	77.50	89.13	77.50			89.13	USD	-	-	1.15	-	-	-	1.15
BEMO PREFERRED 2013	0.35	17.50		0.35	100.00	17.50	USD	-	-	50.00	-	-	-	50.00
BLOM BANK GDR	73.90	181.05	73.90			181.05	USD	-	-	2.45	-	-	-	2.45
BLOM BANK	215.00	645.00	215.00			645.00	USD	-	-	3.00	-	-	-	3.00
HOLCIM Liban	19.52	780.84	19.52			780.84	USD	-	-	40.01	-	-	-	40.01
STE DES CEMENTS BLANCS N	9.00	144.00	9.00			144.00	USD	-	-	16.00	-	-	-	16.00
TOTAL EXECUTED	1,960.27	19,133.94	2,109.91	32.33		19,873.42		52,758.00	2,031,855.00					
Official USD Closing		15,000												

LEBANESE GLOBAL DEPOSITARY RECEIPTS	SHARES MM	BID \$	ASK \$	MID PRICE \$	STOCK INDEX	VALUE	PREVIOUS VALUE	% OF CHANGE
BLOM BANK	73.90	record could not be found	record could not be found	record could not be found	MARKET VALUE WEIGHTED INDEX	4515.68	4475.61	0.90%
BYBLOS BANK	1.31	record could not be found	record could not be found	record could not be found	NUMBER OF TRANSACTIONS	14		
AUDI BANK	116.24	record could not be found	record could not be found	record could not be found				



Disclaimer: The Capital Markets Authority (CMA) publishes reports for general information purposes only. However, under no circumstances the CMA will accept any responsibility or liability in connection with the use of the information provided in these reports or on this website.
(Source: Thomson Reuters Eikon)

MATURITY	CURRENCY	ISSUED AMMOUNT (MM)	OUTSTANDING AMOUNT (MM)	COUPON	ISSUE P.	BIDS	ASKS	MID. P	YIELD	SPREAD 3 MONTH US TREASURY	DURATION	CONVEITY
Lebanon / 9-03-2020	USD	1,200.00	1,200.00	6.375	100.000							
Lebanon / 12-04-2020	USD	700.00	700.00	5.800	100.000							
Lebanon / 19-06-2020	USD	600.00	600.00	6.150	100.000	6.125	7.125	6.125	134414.203	0.000	0.000	0.000
Lebanon / 12-04-2021	USD	2,092.47	2,092.47	8.250	100.000	6.125	7.125	6.125	291272.719	0.000	0.000	0.000
Lebanon / 27-05-2022	USD	500.00	500.00	6.250	100.000	6.000	7.000	6.000	364000.000	0.000	0.000	0.000
Lebanon / 04-10-2022	USD	1,540.00	1,540.00	6.100	100.000	6.125	7.125	6.125	590086.938	0.000	0.000	0.000
Lebanon / 27-01-2023	USD	1,100.00	1,100.00	6.000	100.000	6.375	7.375	6.375	540000.000	0.000	0.000	0.000
Lebanon / 26-05-2023	USD	500.00	500.00	6.400	100.000	6.125	7.125	6.125	13137.026	13655.404	0.008	0.000
Lebanon / 22-04-2024	USD	700.00	700.00	6.650	100.000	6.125	7.125	6.125	583.959	896.220	0.271	0.110
Lebanon / 04-11-2024	USD	500.00	538.47	6.250	100.000	6.125	7.125	6.125	290.782	286.925	0.650	0.559
Lebanon / 03-12-2024	USD	250.00	250.00	7.000	100.000	6.250	7.250	6.250	266.673	262.327	0.718	0.673
Lebanon / 26-02-2025	USD	800.00	800.00	6.200	100.000	6.125	7.125	6.125	222.583	217.822	0.902	1.032
Lebanon / 12-06-2025	USD	800.00	800.00	6.250	100.000	6.125	7.125	6.125	181.635	177.480	1.153	1.640
Lebanon / 27-11-2026	USD	1,600.00	1,600.00	6.600	100.000	6.125	7.125	6.125	94.159	90.397	2.488	7.044
Lebanon / 23-03-2027	USD	1,250.00	1,250.00	6.850	100.000	6.125	7.125	6.125	85.027	81.281	2.793	8.794
Lebanon / 29-11-2027	USD	1,000.00	1,000.00	6.750	100.000	6.125	7.125	6.125	70.492	66.962	3.449	13.180
Lebanon / 20-03-2028	USD	500.00	893.20	6.650	100.000	6.125	7.125	6.125	57.185	53.646	4.349	20.615
Lebanon / 03-11-2028	USD	700.00	1,700.00	7.000	100.000	6.125	7.125	6.125	65.435	61.913	3.747	15.460
Lebanon / 25-05-2029	USD	1,000.00	1,000.00	6.850	100.000	6.125	7.125	6.125	51.317	47.838	4.897	25.940
Lebanon / 27-11-2029	USD	1,500.00	1,500.00	11.500	100.000	6.125	7.125	6.125	46.971	43.491	5.392	31.270
Lebanon / 26-02-2030	USD	1,400.00	1,400.00	6.650	100.000	6.125	7.125	6.125	45.102	40.907	5.635	34.068
Lebanon / 22-04-2031	USD	300.00	300.00	7.000	100.000	6.125	7.125	6.125	38.027	34.543	6.774	48.740
Lebanon / 20-11-2031	USD	1,000.00	2,500.00	7.150	100.000	6.125	7.125	6.125	35.259	31.826	7.345	57.080
Lebanon / 23-03-2032	USD	1,000.00	1,000.00	7.000	100.000	5.964	7.043	5.964	34.153	30.720	7.674	62.192
Lebanon / 17-05-2033	USD	1,500.00	1,500.00	8.200	100.000	6.125	7.125	6.125	29.680	26.246	8.822	81.680
Lebanon / 17-05-2034	USD	1,500.00	1,500.00	8.250	100.000	6.125	7.125	6.125	26.833	23.399	9.814	100.660
Lebanon / 02-11-2035	USD	600.00	600.00	7.050	100.000	6.125	7.125	6.125	23.539	19.721	11.264	131.924
Lebanon / 27-07-2035	USD	1,500.00	1,500.00	12.000	100.000	6.250	7.250	6.250	23.889	20.451	11.010	126.140
Lebanon / 23-03-2037	USD	750.00	750.00	7.250	100.000	6.125	7.125	6.125	21.069	17.636	12.649	165.722
TOTAL PUBLIC SECTOR EUROBONDS		28,382.469	31,314.13									

BDL EURO CDS												
MATURITY	SIZE MM	TYPE	COUPON	Issue P.	BID \$	Ask \$	MID. P	YIELD	SPREAD	DURATION	CONVEITY	
Not Available												

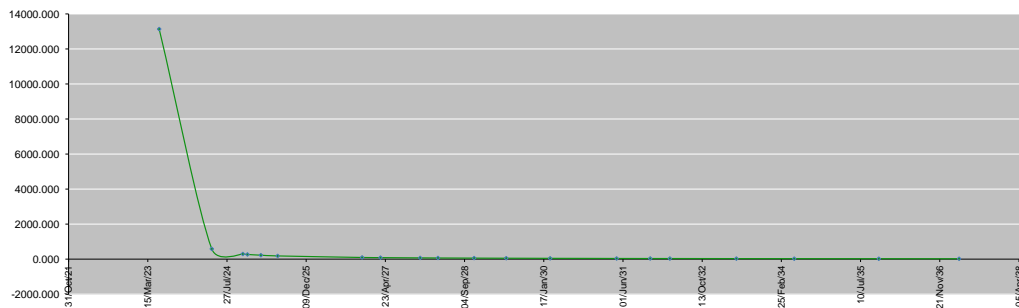
LEBANESE PRIVATE SECTOR DEBT												
MATURITY	SIZE MM	TYPE	COUPON	Issue P.	BID \$	Ask \$	MID. P	YIELD	SPREAD	DURATION	CONVEITY	
Bank Audi S.A.L/16-10-2023	USD 350	Bond	6.75	100	42.50	44.50	42.50	114.57	125.36	0.70	0.64	

World Yields in Native Terms	O/N	3 Months	6 Months	9 Months	1 Year	2 Years	3 Years	5 Years	7 Years	10 Years	30 Years
EUR	-	2.66	2.90	2.94	3.11	2.76	2.54	2.36	2.28	2.34	2.41
U.S.A	-	5.07	5.02	--	4.86	4.06	3.81	3.56	3.51	3.45	3.64
U.K	-	4.33	4.43	--	4.19	3.50	3.48	3.39	3.44	3.55	3.86
Japan	-	-0.28	-0.16	-0.14	-0.10	-0.05	-0.01	0.17	0.30	0.47	1.33

Libor	USD	EUR	JPY	GBP
1 Months	4.90	0.00	0.00	0.00
2 Months	0.00	0.00	0.00	0.00
3 Months	5.20	0.00	0.00	4.44
6 Months	5.24	0.00	0.00	0.00
1 Year	5.13	0.00	0.00	0.00

Spot Rates	Bid	Ask
Lebanese Pound	15000.00	15020.00
Euro	1.09	1.0932
British Sterling Pound	1.24	1.2416
Japanese Yen	133.69	133.7000
Gold	2009.65	2009.81

Lebanese Republic USD Eurobonds Yield Curve



Disclaimer: The Capital Markets Authority (CMA) publishes reports for general information purposes only. However, under no circumstances the CMA will accept any responsibility or liability in connection with the use of the information provided in these reports or on this website.
(Source: Thomson Reuters Eikon)

Contact us by email: research@cma.gov.lb