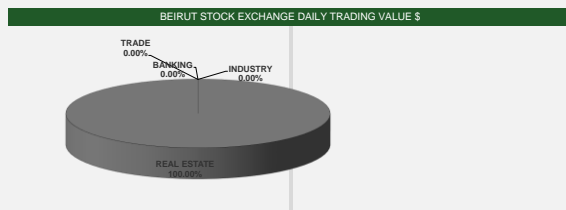
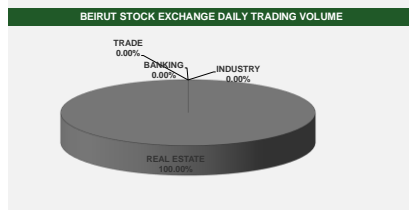


| LISTED COMPANIES | LISTED SHARES | LISTED MARKET CAP. | TOTAL ORDINARY SHARES | PREFERRED SHARES | PREFERRED SHARES ISSUE PRICE | TOTAL MARKET CAP. | CUR. | TRADED VOLUME | TRADED VALUE | CLOSING PRICE | OPEN PRICE | HIGH PRICE | LOW PRICE | PREVIOUS PRICE |
|-------------------------------------|---------------|--------------------|-----------------------|------------------|------------------------------|-------------------|------|---------------|--------------|---------------|------------|------------|-----------|----------------|
| | (MM) | (MM \$) | (MM) | (MM) | USD | (MM \$) | | | USD | | | | | |
| SOLIERE A | 100.00 | 8,995.00 | 100.00 | | | 8,995.00 | USD | 8,483 | 763,177 | 89.95 | 89.90 | 90.00 | 87.50 | 89.00 |
| SOLIERE B | 65.00 | 5,840.25 | 65.00 | | | 5,840.25 | USD | 6,951 | 620,687 | 89.85 | 88.00 | 90.00 | 88.00 | 87.75 |
| BQ.LIB. POUR LE COMMERCE | 71.03 | 66.06 | 214.00 | | | 199.02 | USD | - | - | 0.93 | - | - | - | 0.93 |
| BQ.LIB. POUR LE COMMERCE PEF. "D" | 0.75 | 44.63 | | 0.75 | | 44.63 | USD | - | - | 59.50 | - | - | - | 59.50 |
| BQ.LIB. POUR LE COMMERCE PEF. "E" | 0.26 | 15.68 | | 0.26 | | 15.68 | USD | - | - | 59.50 | - | - | - | 59.50 |
| BANQUE AUDI | 588.54 | 882.81 | 588.54 | | | 882.81 | USD | - | - | 1.50 | - | - | - | 1.50 |
| BANQUE AUDI GDR | 119.64 | 165.10 | 119.64 | | | 165.10 | USD | - | - | 1.38 | - | - | - | 1.38 |
| BANQUE AUDI PREFERRED "H" | 0.75 | 55.50 | | 0.75 | 100.00 | 55.50 | USD | - | - | 74.00 | - | - | - | 74.00 |
| BANQUE AUDI PREFERRED "I" | 2.50 | 107.25 | | 2.50 | 100.00 | 107.25 | USD | - | - | 42.90 | - | - | - | 42.90 |
| BANQUE AUDI PREFERRED "J" | 2.75 | 115.50 | | 2.75 | 100.00 | 115.50 | USD | - | - | 42.00 | - | - | - | 42.00 |
| BANK OF BEIRUT | 25.56 | 383.40 | 61.00 | | | 914.96 | USD | - | - | 15.00 | - | - | - | 15.00 |
| BANK OF BEIRUT PRIORITY | 0.00 | - | | 3.57 | 0.00 | 74.97 | USD | - | - | 21.00 | - | - | - | 21.00 |
| BANK OF BEIRUT PREFERRED SHARES "H" | 5.40 | 135.00 | | 5.40 | 25.00 | 135.00 | USD | - | - | 25.00 | - | - | - | 25.00 |
| BANK OF BEIRUT PREFERRED SHARES "I" | 5.00 | 125.00 | | 5.00 | 25.00 | 125.00 | USD | - | - | 25.00 | - | - | - | 25.00 |
| BANK OF BEIRUT PREFERRED SHARES "J" | 3.00 | 75.00 | | 3.00 | 25.00 | 75.00 | USD | - | - | 25.00 | - | - | - | 25.00 |
| BANK OF BEIRUT PREFERRED SHARES "K" | 4.00 | 100.00 | | 4.00 | 25.00 | 100.00 | USD | - | - | 25.00 | - | - | - | 25.00 |
| BYBLOS BANK | 565.52 | 395.86 | 565.52 | | | 395.86 | USD | - | - | 0.70 | - | - | - | 0.70 |
| BYBLOS BANK GDR | 1.31 | 26.18 | 1.31 | | | 26.18 | USD | - | - | 20.00 | - | - | - | 20.00 |
| BYBLOS BANK PREFERRED SHARES 2008 | 2.00 | 54.00 | | 2.00 | 100.00 | 54.00 | USD | - | - | 27.00 | - | - | - | 27.00 |
| BYBLOS BANK PREFERRED SHARES 2009 | 2.00 | 75.96 | | 2.00 | 96.00 | 75.96 | USD | - | - | 37.98 | - | - | - | 37.98 |
| BEMO Bank | 77.50 | 89.13 | 77.50 | | | 89.13 | USD | - | - | 1.15 | - | - | - | 1.15 |
| BEMO PREFERRED 2013 | 0.35 | 17.50 | | 0.35 | 100.00 | 17.50 | USD | - | - | 50.00 | - | - | - | 50.00 |
| BLOM BANK GDR | 73.90 | 181.05 | 73.90 | | | 181.05 | USD | - | - | 2.45 | - | - | - | 2.45 |
| BLOM BANK | 215.00 | 645.00 | 215.00 | | | 645.00 | USD | - | - | 3.00 | - | - | - | 3.00 |
| HOLCIM Liban | 19.52 | 780.84 | 19.52 | | | 780.84 | USD | - | - | 40.01 | - | - | - | 40.01 |
| STE DES CIMENTS BLANCS N | 9.00 | 144.00 | 9.00 | | | 144.00 | USD | - | - | 16.00 | - | - | - | 16.00 |

| | | | | | | | |
|-----------------------|-----------------|------------------|-----------------|--------------|------------------|------------------|---------------------|
| TOTAL EXECUTED | 1,960.27 | 19,515.69 | 2,109.91 | 32.33 | 20,255.17 | 15,434.00 | 1,383,864.00 |
| Official USD Closing | 15,000 | | | | | | |

| LEBANESE GLOBAL DEPOSITARY RECEIPTS | SHARES MM | BID \$ | ASK \$ | MID PRICE \$ | STOCK INDEX | VALUE | PREVIOUS VALUE | % OF CHANGE |
|-------------------------------------|-----------|---------------------------|---------------------------|---------------------------|-----------------------------|---------|----------------|-------------|
| BLOM BANK | 73.90 | record could not be found | record could not be found | record could not be found | MARKET VALUE WEIGHTED INDEX | 4755.76 | 4609.25 | 3.18% |
| BYBLOS BANK | 1.31 | record could not be found | record could not be found | record could not be found | NUMBER OF TRANSACTIONS | 19 | | |
| AUDI BANK | 116.24 | record could not be found | record could not be found | record could not be found | | | | |



Disclaimer: The Capital Markets Authority (CMA) publishes reports for general information purposes only. However, under no circumstances the CMA will accept any responsibility or liability in connection with the use of the information provided in these reports or on this website. (Source: Thomson Reuters Eikon)

| MATURITY | CURRENCY | ISSUED AMOUNT (MM) | OUTSTANDING AMOUNT (MM) | COUPON | | | ISSUE P. | | | SPREAD 3 MONTH US | | DURATION | CONVEXITY |
|---------------------------------------|----------|--------------------|-------------------------|--------|---------|-------|----------|------|--------|-------------------|-----------|----------|-----------|
| | | | | | | | BIDS | ASKS | MID. P | YIELD | TREASURY | | |
| Lebanon / 9-03-2020 | USD | 1,200.00 | 1,200.00 | 6.375 | 100.000 | | | | | | | | |
| Lebanon / 12-04-2020 | USD | 700.00 | 700.00 | 5.800 | 100.000 | | | | | | | | |
| Lebanon / 19-06-2020 | USD | 600.00 | 600.00 | 6.150 | 100.000 | 6.250 | 7.250 | | | | | | |
| Lebanon / 12-04-2021 | USD | 2,092.47 | 2,092.47 | 8.250 | 100.000 | 6.250 | 7.250 | | 6.250 | 134414.203 | 0.000 | 0.000 | 0.000 |
| Lebanon / 27-05-2022 | USD | 500.00 | 500.00 | 6.250 | 100.000 | 6.250 | 7.250 | | 6.250 | 291272.719 | 0.000 | 0.000 | 0.000 |
| Lebanon / 04-10-2022 | USD | 1,540.00 | 1,540.00 | 6.100 | 100.000 | 6.250 | 7.250 | | 6.250 | 364000.000 | 0.000 | 0.000 | 0.000 |
| Lebanon / 27-01-2023 | USD | 1,100.00 | 1,100.00 | 6.000 | 100.000 | 6.250 | 7.250 | | 6.250 | 540000.000 | 0.000 | 0.000 | 0.000 |
| Lebanon / 26-05-2023 | USD | 500.00 | 500.00 | 6.400 | 100.000 | 6.250 | 7.250 | | 6.250 | 150000.000 | 15593.973 | 0.007 | 0.000 |
| Lebanon / 22-04-2024 | USD | 700.00 | 700.00 | 6.650 | 100.000 | 6.250 | 7.250 | | 6.250 | 593.896 | 1023.872 | 0.263 | 0.100 |
| Lebanon / 04-11-2024 | USD | 500.00 | 538.47 | 6.250 | 100.000 | 6.250 | 7.250 | | 6.250 | 292.335 | 288.322 | 0.641 | 0.544 |
| Lebanon / 03-12-2024 | USD | 250.00 | 250.00 | 7.000 | 100.000 | 6.250 | 7.250 | | 6.250 | 270.760 | 266.211 | 0.705 | 0.650 |
| Lebanon / 26-02-2025 | USD | 800.00 | 800.00 | 6.200 | 100.000 | 6.250 | 7.250 | | 6.250 | 223.124 | 218.206 | 0.893 | 1.013 |
| Lebanon / 12-06-2025 | USD | 800.00 | 800.00 | 6.250 | 100.000 | 6.250 | 7.250 | | 6.250 | 181.754 | 177.428 | 1.144 | 1.610 |
| Lebanon / 27-11-2026 | USD | 1,600.00 | 1,600.00 | 6.600 | 100.000 | 6.250 | 7.250 | | 6.250 | 93.860 | 89.960 | 2.478 | 6.995 |
| Lebanon / 23-03-2027 | USD | 1,250.00 | 1,250.00 | 6.850 | 100.000 | 6.250 | 7.250 | | 6.250 | 84.722 | 80.835 | 2.784 | 8.740 |
| Lebanon / 29-11-2027 | USD | 1,000.00 | 1,000.00 | 6.750 | 100.000 | 6.250 | 7.250 | | 6.250 | 70.194 | 66.510 | 3.440 | 13.120 |
| Lebanon / 20-03-2028 | USD | 500.00 | 893.20 | 6.650 | 100.000 | 6.250 | 7.250 | | 6.250 | 56.910 | 53.218 | 4.340 | 20.535 |
| Lebanon / 03-11-2028 | USD | 700.00 | 1,700.00 | 7.000 | 100.000 | 6.250 | 7.250 | | 6.250 | 65.145 | 61.464 | 3.738 | 15.390 |
| Lebanon / 25-05-2029 | USD | 1,000.00 | 1,000.00 | 6.850 | 100.000 | 6.250 | 7.250 | | 6.250 | 51.058 | 47.423 | 4.888 | 25.850 |
| Lebanon / 27-11-2029 | USD | 1,500.00 | 1,500.00 | 11.500 | 100.000 | 6.250 | 7.250 | | 6.250 | 46.725 | 43.089 | 5.384 | 31.180 |
| Lebanon / 26-02-2030 | USD | 1,400.00 | 1,400.00 | 6.650 | 100.000 | 6.250 | 7.250 | | 6.250 | 44.862 | 40.532 | 5.627 | 33.968 |
| Lebanon / 22-04-2031 | USD | 300.00 | 300.00 | 7.000 | 100.000 | 6.250 | 7.250 | | 6.250 | 37.813 | 34.173 | 6.765 | 48.620 |
| Lebanon / 20-11-2031 | USD | 1,000.00 | 2,500.00 | 7.150 | 100.000 | 6.250 | 7.250 | | 6.250 | 35.057 | 31.466 | 7.336 | 56.950 |
| Lebanon / 23-03-2032 | USD | 1,000.00 | 1,000.00 | 7.000 | 100.000 | 5.898 | 6.680 | | 5.898 | 34.368 | 30.787 | 7.644 | 61.699 |
| Lebanon / 17-05-2033 | USD | 1,500.00 | 1,500.00 | 8.200 | 100.000 | 6.250 | 7.250 | | 6.250 | 29.503 | 25.911 | 8.814 | 81.530 |
| Lebanon / 17-05-2034 | USD | 1,500.00 | 1,500.00 | 8.250 | 100.000 | 6.250 | 7.250 | | 6.250 | 26.669 | 23.077 | 9.806 | 100.500 |
| Lebanon / 02-11-2035 | USD | 600.00 | 600.00 | 7.050 | 100.000 | 6.250 | 7.250 | | 6.250 | 23.392 | 19.409 | 11.255 | 131.738 |
| Lebanon / 27-07-2035 | USD | 1,500.00 | 1,500.00 | 12.000 | 100.000 | 6.250 | 7.250 | | 6.250 | 23.924 | 20.328 | 10.993 | 125.770 |
| Lebanon / 23-03-2037 | USD | 750.00 | 750.00 | 7.250 | 100.000 | 6.250 | 7.250 | | 6.250 | 20.936 | 17.345 | 12.640 | 165.516 |
| TOTAL PUBLIC SECTOR EURO BONDS | | 28,382.469 | 31,314.13 | | | | | | | | | | |

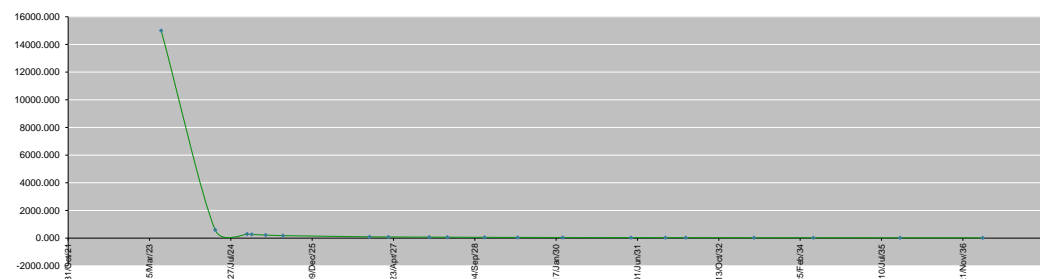
| BDL EURO CDS | | | | | | | | | | | | |
|---------------|---------|------|--------|----------|--------|--------|--------|-------|--------|----------|-----------|--|
| MATURITY | SIZE MM | TYPE | COUPON | Issue P. | BID \$ | Ask \$ | MID. P | YIELD | SPREAD | DURATION | CONVEXITY | |
| Not Available | | | | | | | | | | | | |

| LEBANESE PRIVATE SECTOR DEBT | | | | | | | | | | | | |
|------------------------------|---------|------|--------|----------|--------|--------|--------|--------|--------|----------|-----------|--|
| MATURITY | SIZE MM | TYPE | COUPON | Issue P. | BID \$ | Ask \$ | MID. P | YIELD | SPREAD | DURATION | CONVEXITY | |
| Bank Audi S.A.L/16-10-2023 | USD 350 | Bond | 6.75 | 100 | 42.50 | 44.50 | 42.50 | 114.57 | 125.36 | 0.70 | 0.64 | |

| World Yields in Native Terms | O/N | 3 Months | 6 Months | 9 Months | 1 Year | 2 Years | 3 Years | 5 Years | 7 Years | 10 Years | 30 Years |
|------------------------------|-----|----------|----------|----------|--------|---------|---------|---------|---------|----------|----------|
| EUR | - | 2.72 | 3.11 | 3.13 | 3.28 | 2.86 | 2.66 | 2.48 | 2.41 | 2.46 | 2.53 |
| U.S.A | - | 5.18 | 5.10 | -- | 5.00 | 4.16 | 3.88 | 3.67 | 3.62 | 3.58 | 3.80 |
| U.K | - | 4.35 | 4.54 | -- | 4.35 | 3.65 | 3.63 | 3.54 | 3.60 | 3.71 | 4.05 |
| Japan | - | -0.15 | -0.16 | -0.14 | -0.10 | -0.03 | 0.01 | 0.18 | 0.35 | 0.48 | 1.34 |

| Libor | USD | EUR | JPY | GBP | Spot Rates | Bid | Ask |
|----------|------|------|------|------|------------------------|----------|----------|
| 1 Month | 4.96 | 0.00 | 0.00 | 0.00 | Lebanese Pound | 15000.00 | 15020.00 |
| 2 Months | 0.00 | 0.00 | 0.00 | 0.00 | Euro | 1.10 | 1.0978 |
| 3 Months | 5.26 | 0.00 | 0.00 | 4.49 | British Sterling Pound | 1.24 | 1.2434 |
| 6 Months | 5.31 | 0.00 | 0.00 | 0.00 | Japanese Yen | 134.03 | 134.0600 |
| 1 Year | 5.27 | 0.00 | 0.00 | 0.00 | Gold | 2001.97 | 2002.57 |

Lebanese Republic USD Eurobonds Yield Curve



Disclaimer: The Capital Markets Authority (CMA) publishes reports for general information purposes only. However, under no circumstances the CMA will accept any responsibility or liability in connection with the use of the information provided in these reports or on this website.
(Source: Thomson Reuters Eikon)

Contact us by email: research@cma.o.vb