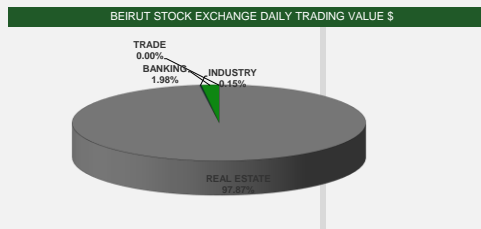
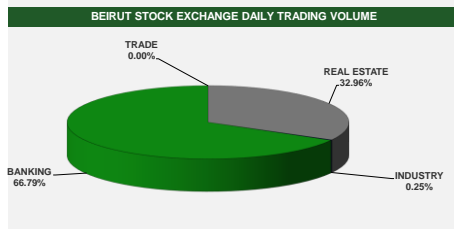


LISTED COMPANIES	LISTED SHARES	LISTED MARKET CAP.	TOTAL ORDINARY SHARES	PREFERRED SHARES	PREFERRED SHARES ISSUE PRICE	TOTAL MARKET CAP.	CUR.	TRADED VOLUME	TRADED VALUE	CLOSING PRICE	OPEN PRICE	HIGH PRICE	LOW PRICE	PREVIOUS PRICE
	(MM)	(MM \$)	(MM)	(MM)	USD	(MM \$)								
SOLIDERE A	100.00	8,820.00	100.00			8,820.00	USD	7,098	628,193	88.20	89.00	89.90	87.10	88.60
SOLIDERE B	65.00	5,707.00	65.00			5,707.00	USD	4,857	426,913	87.80	88.10	89.00	87.15	87.60
BQ.LIB. POUR LE COMMERCE	71.03	66.06	214.00			199.02	USD	18	17	0.93	0.93	0.93	0.93	0.93
BQ.LIB. POUR LE COMMERCE PRAF. "D"	0.75	44.63		0.75		44.63	USD	-	-	59.50	-	-	-	59.50
BQ.LIB. POUR LE COMMERCE PRAF. "E"	0.26	15.68		0.26		15.68	USD	-	-	59.50	-	-	-	59.50
BANQUE AUDI	588.54	1,065.26	588.54			1,065.26	USD	660	1,195	1.81	1.81	1.81	1.81	1.50
BANQUE AUDI GDR	119.64	165.10	119.64			165.10	USD	600	828	1.38	1.38	1.38	1.38	1.38
BANQUE AUDI PREFERRED "H"	0.75	55.50		0.75	100.00	55.50	USD	-	-	74.00	-	-	-	74.00
BANQUE AUDI PREFERRED "I"	2.50	107.25		2.50	100.00	107.25	USD	-	-	42.90	-	-	-	42.90
BANQUE AUDI PREFERRED "J"	2.75	115.50		2.75	100.00	115.50	USD	-	-	42.00	-	-	-	42.00
BANK OF BEIRUT	25.56	383.40	61.00			914.96	USD	-	-	15.00	-	-	-	15.00
BANK OF BEIRUT PRIORITY	0.00	-		3.57	0.00	74.97	USD	-	-	21.00	-	-	-	21.00
BANK OF BEIRUT PREFERRED SHARES "H"	5.40	135.00		5.40	25.00	135.00	USD	-	-	25.00	-	-	-	25.00
BANK OF BEIRUT PREFERRED SHARES "I"	5.00	125.00		5.00	25.00	125.00	USD	-	-	25.00	-	-	-	25.00
BANK OF BEIRUT PREFERRED SHARES "J"	3.00	75.00		3.00	25.00	75.00	USD	-	-	25.00	-	-	-	25.00
BANK OF BEIRUT PREFERRED SHARES "K"	4.00	100.00		4.00	25.00	100.00	USD	-	-	25.00	-	-	-	25.00
BYBLOS BANK	565.52	424.14	565.52			424.14	USD	22,300	16,702	0.75	0.74	0.75	0.74	0.70
BYBLOS BANK GDR	1.31	26.18	1.31			26.18	USD	-	-	20.00	-	-	-	20.00
BYBLOS BANK PREFERRED SHARES 2008	2.00	54.00		2.00	100.00	54.00	USD	-	-	27.00	-	-	-	27.00
BYBLOS BANK PREFERRED SHARES 2009	2.00	75.96		2.00	96.00	75.96	USD	-	-	37.98	-	-	-	37.98
BEMO Bank	77.50	89.13	77.50			89.13	USD	-	-	1.15	-	-	-	1.15
BEMO PREFERRED 2013	0.35	17.50		0.35	100.00	17.50	USD	-	-	50.00	-	-	-	50.00
BLOM BANK GDR	73.90	181.05	73.90			181.05	USD	-	-	2.45	-	-	-	2.45
BLOM BANK	215.00	857.85	215.00			857.85	USD	650	2,594	3.99	3.99	3.99	3.99	3.00
HOLCIM Liban	19.52	780.84	19.52			780.84	USD	-	-	40.01	-	-	-	40.01
STE DES CIMENTS BLANCS N	9.00	157.50	9.00			157.50	USD	90	1,575	17.50	17.50	17.50	17.50	16.00
TOTAL EXECUTED	1,960.27	19,644.51	2,109.91	32.33		20,383.99		36,273.00	1,078,017.00					
Official USD Closing		15,000												

LEBANESE GLOBAL DEPOSITORY RECEIPTS	SHARES MM	BID \$	ASK \$	MID PRICE \$	STOCK INDEX	VALUE	PREVIOUS VALUE	% OF CHANGE
BLOM BANK	73.90	record could not be found	record could not be found	record could not be found	MARKET VALUE WEIGHTED INDEX	4561.83	4577.94	-0.35%
BYBLOS BANK	1.31	record could not be found	record could not be found	record could not be found	NUMBER OF TRANSACTIONS	38		
AUDI BANK	116.24	record could not be found	record could not be found	record could not be found				



Disclaimer: The Capital Markets Authority (CMA) publishes reports for general information purposes only. However, under no circumstances the CMA will accept any responsibility or liability in connection with the use of the information provided in these reports or on this website.
(Source: Thomson Reuters Eikon)

MATURITY	CURRENCY	ISSUED AMMOUNT (MM)	OUTSTANDING AMOUNT (MM)	COUPON	ISSUE P.	BIDS	ASKS	MID. P.	YIELD	SPREAD 3 MONTH US TREASURY	DURATION	CONVEXITY
Lebanon / 9-03-2020	USD	1,200.00	1,200.00	6.375	100.000							
Lebanon / 12-04-2020	USD	700.00	700.00	5.800	100.000							
Lebanon / 19-06-2020	USD	600.00	600.00	6.150	100.000	6.250	7.250	6.250	134414.203	0.000	0.000	0.000
Lebanon / 12-04-2021	USD	2,092.47	2,092.47	8.250	100.000	6.250	7.250	6.250	291272.719	0.000	0.000	0.000
Lebanon / 27-05-2022	USD	500.00	500.00	6.250	100.000	6.250	7.250	6.250	364000.000	0.000	0.000	0.000
Lebanon / 04-10-2022	USD	1,540.00	1,540.00	6.100	100.000	6.250	7.250	6.250	590086.938	0.000	0.000	0.000
Lebanon / 27-01-2023	USD	1,100.00	1,100.00	6.000	100.000	6.250	7.250	6.250	540000.000	0.000	0.000	0.000
Lebanon / 26-05-2023	USD	500.00	500.00	6.400	100.000	6.250	7.250	6.250	16875.000	17544.024	0.006	0.000
Lebanon / 22-04-2024	USD	700.00	700.00	6.650	100.000	6.250	7.250	6.250	606.220	667.201	0.256	0.100
Lebanon / 04-11-2024	USD	500.00	538.47	6.250	100.000	6.250	7.250	6.250	295.571	291.496	0.632	0.531
Lebanon / 03-12-2024	USD	250.00	250.00	7.000	100.000	6.250	7.250	6.250	273.552	268.920	0.696	0.635
Lebanon / 26-02-2025	USD	800.00	800.00	6.200	100.000	6.250	7.250	6.250	225.044	220.061	0.884	0.993
Lebanon / 12-06-2025	USD	800.00	800.00	6.250	100.000	6.250	7.250	6.250	183.041	178.654	1.134	1.590
Lebanon / 27-11-2026	USD	1,600.00	1,600.00	6.600	100.000	6.250	7.250	6.250	94.210	90.283	2.468	6.938
Lebanon / 23-03-2027	USD	1,250.00	1,250.00	6.850	100.000	6.250	7.250	6.250	85.008	81.086	2.774	8.676
Lebanon / 29-11-2027	USD	1,000.00	1,000.00	6.750	100.000	6.250	7.250	6.250	70.391	66.706	3.429	13.040
Lebanon / 20-03-2028	USD	500.00	893.20	6.650	100.000	6.250	7.250	6.250	57.040	53.347	4.329	20.436
Lebanon / 03-11-2028	USD	700.00	1,700.00	7.000	100.000	6.250	7.250	6.250	65.314	61.630	3.727	15.310
Lebanon / 25-05-2029	USD	1,000.00	1,000.00	6.850	100.000	6.250	7.250	6.250	51.162	47.528	4.877	25.740
Lebanon / 27-11-2029	USD	1,500.00	1,500.00	11.500	100.000	6.250	7.250	6.250	46.812	43.179	5.373	31.060
Lebanon / 26-02-2030	USD	1,400.00	1,400.00	6.650	100.000	6.250	7.250	6.250	44.943	40.568	5.616	33.840
Lebanon / 22-04-2031	USD	300.00	300.00	7.000	100.000	6.250	7.250	6.250	37.870	34.232	6.754	48.470
Lebanon / 20-11-2031	USD	1,000.00	2,500.00	7.150	100.000	6.250	7.250	6.250	35.106	31.523	7.325	56.790
Lebanon / 23-03-2032	USD	1,000.00	1,000.00	7.000	100.000	5.818	6.470	5.818	34.594	31.020	7.623	61.365
Lebanon / 17-05-2033	USD	1,500.00	1,500.00	8.200	100.000	6.250	7.250	6.250	29.538	25.954	8.802	81.330
Lebanon / 17-05-2034	USD	1,500.00	1,500.00	8.250	100.000	6.250	7.250	6.250	26.698	23.113	9.795	100.280
Lebanon / 02-11-2035	USD	600.00	600.00	7.050	100.000	6.250	7.250	6.250	23.413	19.447	11.244	131.485
Lebanon / 27-07-2035	USD	1,500.00	1,500.00	12.000	100.000	6.250	7.250	6.250	23.947	20.359	10.982	125.520
Lebanon / 23-03-2037	USD	750.00	750.00	7.250	100.000	6.250	7.250	6.250	20.953	17.370	12.629	165.231
TOTAL PUBLIC SECTOR EUROBONDS		28,382,469	31,314,113									

BDL EURO CDS												
MATURITY	SIZE MM	TYPE	COUPON	Issue P.	BID \$	Ask \$	MID. P	YIELD	SPREAD	DURATION	CONVEXITY	
Not Available												

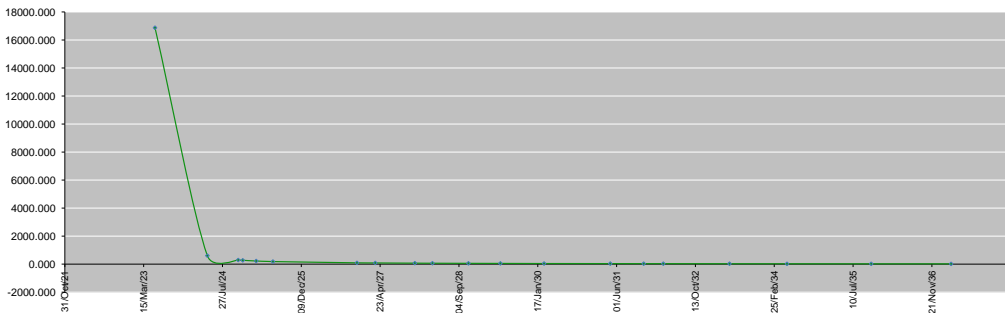
LEBANESE PRIVATE SECTOR DEBT												
MATURITY	SIZE MM	TYPE	COUPON	Issue P.	BID \$	Ask \$	MID. P	YIELD	SPREAD	DURATION	CONVEXITY	
Bank Audi S.A.L/16-10-2023	USD 350	Bond	6.75	100	42.50	44.50	42.50	114.57	125.36	0.70	0.64	

World Yields in Native Terms	O/N	3 Months	6 Months	9 Months	1 Year	2 Years	3 Years	5 Years	7 Years	10 Years	30 Years
EUR	-	2.73	3.13	3.16	3.28	2.93	2.72	2.52	2.44	2.47	2.53
U.S.A	-	5.24	5.11	--	4.84	4.20	3.90	3.66	3.61	3.56	3.77
U.K	-	4.48	4.73	--	4.41	3.79	3.80	3.68	3.70	3.82	4.15
Japan	-	-0.13	-0.15	-0.12	-0.10	-0.04	0.00	0.17	0.32	0.47	1.39

Libor	USD	EUR	JPY	GBP
1 Month	4.95	0.00	0.00	0.00
2 Months	0.00	0.00	0.00	0.00
3 Months	5.25	0.00	0.00	4.53
6 Months	5.41	0.00	0.00	0.00
1 Year	5.43	0.00	0.00	0.00

Spot Rates	Bid	Ask
Lebanese Pound	15000.00	15020.00
Euro	1.10	1.0966
British Sterling Pound	1.24	1.2430
Japanese Yen	134.66	134.6700
Gold	2000.47	2000.64

Lebanese Republic USD Eurobonds Yield Curve



Disclaimer: The Capital Markets Authority (CMA) publishes reports for general information purposes only. However, under no circumstances the CMA will accept any responsibility or liability in connection with the use of the information provided in these reports or on this website.
(Source: Thomson Reuters Eikon)

Contact us by email: research@cma.lov.lb