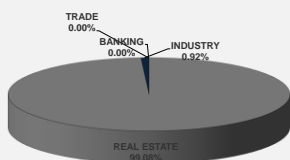


LISTED COMPANIES	LISTED SHARES	LISTED MARKET CAP.	TOTAL ORDINARY SHARES	PREFERRED SHARES	PREFERRED SHARES ISSUE PRICE	TOTAL MARKET CAP.	CUR.	TRADED VOLUME	TRADED VALUE	CLOSING PRICE	OPEN PRICE	HIGH PRICE	LOW PRICE	PREVIOUS PRICE
	(MM)	(MM \$)	(MM)	(MM)	USD	(MM \$)								
SOLIERE A	100.00	8,910.00	100.00			8,910.00	USD	5,980	532,825	89.10	89.00	89.90	89.00	89.00
SOLIERE B	65.00	5,736.25	65.00			5,736.25	USD	3,500	308,950	88.25	89.00	89.00	88.15	90.00
BQ.LIB. POUR LE COMMERCE	71.03	66.06	214.00			199.02	USD	-	-	0.93	-	-	-	0.93
BQ.LIB. POUR LE COMMERCE PREF. "D"	0.75	44.63		0.75		44.63	USD	-	-	59.50	-	-	-	59.50
BQ.LIB. POUR LE COMMERCE PREF. "E"	0.26	15.68		0.26		15.68	USD	-	-	59.50	-	-	-	59.50
BANQUE AUDI	588.54	882.81	588.54			882.81	USD	-	-	1.50	-	-	-	1.50
BANQUE AUDI GDR	119.64	165.10	119.64			165.10	USD	-	-	1.38	-	-	-	1.38
BANQUE AUDI PREFERRED "H"	0.75	55.50		0.75	100.00	55.50	USD	-	-	74.00	-	-	-	74.00
BANQUE AUDI PREFERRED "I"	2.50	107.25		2.50	100.00	107.25	USD	-	-	42.90	-	-	-	42.90
BANQUE AUDI PREFERRED "J"	2.75	115.50		2.75	100.00	115.50	USD	-	-	42.00	-	-	-	42.00
BANK OF BEIRUT	25.56	383.40	61.00			914.96	USD	-	-	15.00	-	-	-	15.00
BANK OF BEIRUT PRIORITY	0.00	-		3.57	0.00	74.97	USD	-	-	21.00	-	-	-	21.00
BANK OF BEIRUT PREFERRED SHARES "H"	5.40	135.00		5.40	25.00	135.00	USD	-	-	25.00	-	-	-	25.00
BANK OF BEIRUT PREFERRED SHARES "I"	5.00	125.00		5.00	25.00	125.00	USD	-	-	25.00	-	-	-	25.00
BANK OF BEIRUT PREFERRED SHARES "J"	3.00	75.00		3.00	25.00	75.00	USD	-	-	25.00	-	-	-	25.00
BANK OF BEIRUT PREFERRED SHARES "K"	4.00	100.00		4.00	25.00	100.00	USD	-	-	25.00	-	-	-	25.00
BYBLOS BANK	565.52	395.86	565.52			395.86	USD	-	-	0.70	-	-	-	0.70
BYBLOS BANK GDR	1.31	26.18	1.31			26.18	USD	-	-	20.00	-	-	-	20.00
BYBLOS BANK PREFERRED SHARES 2008	2.00	54.00		2.00	100.00	54.00	USD	-	-	27.00	-	-	-	27.00
BYBLOS BANK PREFERRED SHARES 2009	2.00	75.96		2.00	96.00	75.96	USD	-	-	37.98	-	-	-	37.98
BEMO Bank	77.50	96.88	77.50			96.88	USD	-	-	1.25	-	-	-	1.25
BEMO PREFERRED 2013	0.35	17.50		0.35	100.00	17.50	USD	-	-	50.00	-	-	-	50.00
BLOM BANK GDR	73.90	184.74	73.90			184.74	USD	-	-	2.50	-	-	-	2.50
BLOM BANK	215.00	548.25	215.00			548.25	USD	-	-	2.55	-	-	-	2.55
HOLCIM Liban	19.52	821.63	19.52			821.63	USD	88	3,705	42.10	42.10	42.10	42.10	42.10
STE DES CIMENTS BLANCS N	9.00	157.50	9.00			157.50	USD	-	-	17.50	-	-	-	17.50

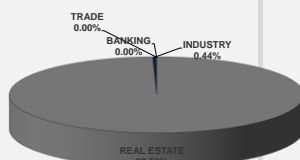
TOTAL EXECUTED	1,960.27	19,295.67	2,109.91	32.33	20,035.15	9,568.00	845,480.00
Official USD Closing	15,000						

LEBANESE GLOBAL DEPOSITARY RECEIPTS	SHARES MM	BID \$	ASK \$	MID PRICE \$	STOCK INDEX	VALUE	PREVIOUS VALUE	% OF CHANGE
BLOM BANK	73.90	record could not be found	record could not be found	record could not be found	MARKET VALUE WEIGHTED INDEX	4635.98	4701.68	-1.40%
BYBLOS BANK	1.31	record could not be found	record could not be found	record could not be found	NUMBER OF TRANSACTIONS	8		
AUDI BANK	116.24	record could not be found	record could not be found	record could not be found				

BEIRUT STOCK EXCHANGE DAILY TRADING VOLUME



BEIRUT STOCK EXCHANGE DAILY TRADING VALUE \$



Disclaimer: The Capital Markets Authority (CMA) publishes reports for general information purposes only. However, under no circumstances the CMA will accept any responsibility or liability in connection with the use of the information provided in these reports or on this website.
(Source: Thomson Reuters Eikon)

MATURITY	CURRENCY	ISSUED AMMOUNT (MM)	OUTSTANDING AMOUNT (MM)	COUPON	ISSUE P.	BID\$	ASK\$	MID. P	SPREAD 3 MONTH US		DURATION	CONVEXITY
									YIELD	TREASURY		
Lebanon / 9-03-2020	USD	1,200.00	1,200.00	6.375	100.000							
Lebanon / 12-04-2020	USD	700.00	700.00	5.800	100.000							
Lebanon / 19-06-2020	USD	600.00	600.00	6.150	100.000	6.000	7.000	6.000	134414.203	0.000	0.000	0.000
Lebanon / 12-04-2021	USD	2,092.47	2,092.47	8.250	100.000	6.000	7.000	6.000	291272.719	0.000	0.000	0.000
Lebanon / 27-05-2022	USD	500.00	500.00	6.250	100.000	6.000	7.000	6.000	364000.000	0.000	0.000	0.000
Lebanon / 04-10-2022	USD	1,540.00	1,540.00	6.100	100.000	6.000	7.000	6.000	590086.938	0.000	0.000	0.000
Lebanon / 27-01-2023	USD	1,100.00	1,100.00	6.000	100.000	6.000	7.000	6.000	540000.000	0.000	0.000	0.000
Lebanon / 26-05-2023	USD	500.00	500.00	6.400	100.000	6.000	7.000	6.000	24521.738	25493.038	0.004	0.000
Lebanon / 22-04-2024	USD	700.00	700.00	6.650	100.000	6.000	7.000	6.000	653.513	705.444	0.237	0.090
Lebanon / 04-11-2024	USD	500.00	538.47	6.250	100.000	6.000	7.000	6.000	309.988	306.022	0.605	0.488
Lebanon / 03-12-2024	USD	250.00	250.00	7.000	100.000	6.000	7.000	6.000	286.269	281.721	0.668	0.587
Lebanon / 26-02-2025	USD	800.00	800.00	6.200	100.000	6.000	7.000	6.000	234.344	229.425	0.854	0.930
Lebanon / 12-06-2025	USD	800.00	800.00	6.250	100.000	6.000	7.000	6.000	189.759	185.518	1.103	1.500
Lebanon / 27-11-2026	USD	1,600.00	1,600.00	6.600	100.000	6.000	7.000	6.000	96.700	92.929	2.431	6.740
Lebanon / 23-03-2027	USD	1,250.00	1,250.00	6.850	100.000	6.000	7.000	6.000	87.161	83.385	2.737	8.451
Lebanon / 29-11-2027	USD	1,000.00	1,000.00	6.750	100.000	6.000	7.000	6.000	72.049	68.487	3.391	12.760
Lebanon / 20-03-2028	USD	500.00	893.20	6.650	100.000	6.000	7.000	6.000	58.290	54.721	4.290	20.076
Lebanon / 03-11-2028	USD	700.00	1,700.00	7.000	100.000	6.000	7.000	6.000	66.812	63.245	3.688	15.000
Lebanon / 25-05-2029	USD	1,000.00	1,000.00	6.850	100.000	6.000	7.000	6.000	52.246	48.705	4.838	25.330
Lebanon / 27-11-2029	USD	1,500.00	1,500.00	11.500	100.000	6.000	7.000	6.000	47.779	44.236	5.333	30.600
Lebanon / 26-02-2030	USD	1,400.00	1,400.00	6.650	100.000	6.000	7.000	6.000	45.861	41.615	5.576	33.388
Lebanon / 22-04-2031	USD	300.00	300.00	7.000	100.000	6.000	7.000	6.000	38.610	35.062	6.714	47.900
Lebanon / 20-11-2031	USD	1,000.00	2,500.00	7.150	100.000	6.000	7.000	6.000	35.780	32.280	7.284	56.160
Lebanon / 23-03-2032	USD	1,000.00	1,000.00	7.000	100.000	5.734	6.977	5.734	34.891	31.408	7.613	61.209
Lebanon / 17-05-2033	USD	1,500.00	1,500.00	8.200	100.000	6.000	7.000	6.000	30.084	26.583	8.761	80.580
Lebanon / 17-05-2034	USD	1,500.00	1,500.00	8.250	100.000	6.000	7.000	6.000	27.181	23.681	9.753	99.440
Lebanon / 02-11-2035	USD	600.00	600.00	7.050	100.000	6.000	7.000	6.000	23.828	19.910	11.203	130.520
Lebanon / 27-07-2035	USD	1,500.00	1,500.00	12.000	100.000	6.000	7.000	6.000	24.372	20.868	10.940	124.580
Lebanon / 23-03-2037	USD	750.00	750.00	7.250	100.000	6.000	7.000	6.000	21.318	17.817	12.587	164.144
TOTAL PUBLIC SECTOR EUROBONDS		28,382.469	31,314.13									

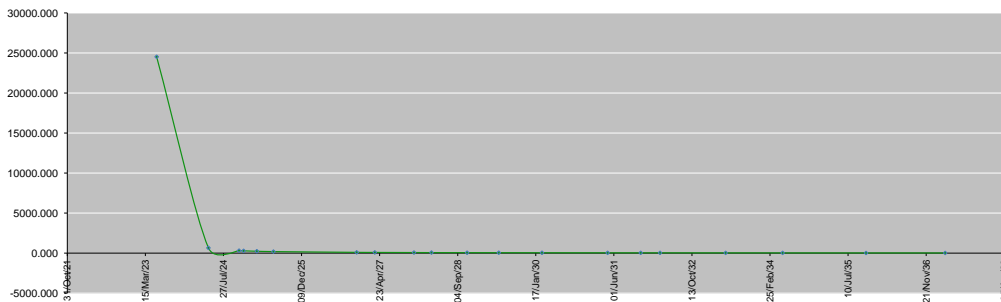
BDL EURO CDS												
MATURITY	SIZE MM	TYPE	COUPON	Issue P.	BID \$	Ask \$	MID. P	YIELD	SPREAD	DURATION	CONVEXITY	
Not Available												

LEBANESE PRIVATE SECTOR DEBT												
MATURITY	SIZE MM	TYPE	COUPON	Issue P.	BID \$	Ask \$	MID. P	YIELD	SPREAD	DURATION	CONVEXITY	
Bank Audi S.A.L/16-10-2023	USD 350	Bond	6.75	100	42.50	44.50	42.50	114.57	125.36	0.70	0.64	

World Yields in Native Terms	O/N	3 Months	6 Months	9 Months	1 Year	2 Years	3 Years	5 Years	7 Years	10 Years	30 Years
EUR	-	2.61	3.06	3.12	3.16	2.77	2.57	2.38	2.31	2.38	2.46
U.S.A	-	5.27	5.09	--	4.84	4.04	3.76	3.55	3.48	3.48	3.71
U.K	-	4.44	4.71	--	4.30	3.80	3.72	3.62	3.63	3.74	4.10
Japan	-	-0.19	-0.15	-0.13	-0.10	-0.04	-0.03	0.11	0.22	0.40	1.22

Libor	USD	EUR	JPY	GBP	Spot Rates	Bid	Ask
1 Months	5.02	0.00	0.00	0.00	Lebanese Pound	15000.00	15020.00
2 Months	0.00	0.00	0.00	0.00	Euro	1.10	1.0990
3 Months	5.27	0.00	0.00	4.59	British Sterling Pound	1.25	1.2473
6 Months	5.37	0.00	0.00	0.00	Japanese Yen	135.92	135.9300
1 Year	5.29	0.00	0.00	0.00	Gold	1982.72	1982.87

Lebanese Republic USD Eurobonds Yield Curve



Disclaimer: The Capital Markets Authority (CMA) publishes reports for general information purposes only. However, under no circumstances the CMA will accept any responsibility or liability in connection with the use of the information provided in these reports or on this website. (Source: Thomson Reuters Eikon)

Contact us by email: research@cma.lov.lb