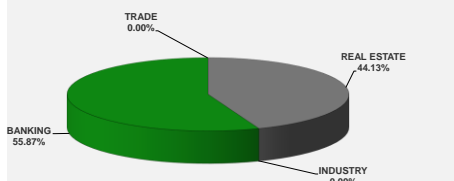


LISTED COMPANIES	LISTED SHARES	LISTED MARKET CAP.	TOTAL ORDINARY SHARES	PREFERRED SHARES	PREFERRED SHARES ISSUE PRICE	TOTAL MARKET CAP.	CUR.	TRADED VOLUME	TRADED VALUE	CLOSING PRICE	OPEN PRICE	HIGH PRICE	LOW PRICE	PREVIOUS PRICE
	(MM)	(MM \$)	(MM)	(MM)	USD	(MM \$)			USD					
SOLIDERE A	100.00	8,845.00	100.00			8,845.00	USD	13,365	1,189,628	88.45	85.30	90.00	85.30	90.00
SOLIDERE B	65.00	5,684.25	65.00			5,684.25	USD	16,650	1,456,356	87.45	85.05	90.00	85.05	90.00
BQ.LIB. POUR LE COMMERCE	71.03	66.06	214.00			199.02	USD	-	-	0.93	-	-	-	0.93
BQ.LIB. POUR LE COMMERCE PRAF. "D"	0.75	44.63		0.75		44.63	USD	-	-	59.50	-	-	-	59.50
BQ.LIB. POUR LE COMMERCE PRAF. "E"	0.26	15.68		0.26		15.68	USD	-	-	59.50	-	-	-	59.50
BANQUE AUDI	588.54	882.81	588.54			882.81	USD	1,100	1,650	1.50	1.50	1.50	1.50	1.50
BANQUE AUDI GDR	119.64	165.10	119.64			165.10	USD	-	-	1.38	-	-	-	1.38
BANQUE AUDI PREFERRED "H"	0.75	55.50		0.75	100.00	55.50	USD	-	-	74.00	-	-	-	74.00
BANQUE AUDI PREFERRED "I"	2.50	107.25		2.50	100.00	107.25	USD	-	-	42.90	-	-	-	42.90
BANQUE AUDI PREFERRED "J"	2.75	115.50		2.75	100.00	115.50	USD	-	-	42.00	-	-	-	42.00
BANK OF BEIRUT	25.56	383.40	61.00			914.96	USD	-	-	15.00	-	-	-	15.00
BANK OF BEIRUT PRIORITY	0.00	-		3.57	0.00	74.97	USD	-	-	21.00	-	-	-	21.00
BANK OF BEIRUT PREFERRED SHARES "H"	5.40	135.00		5.40	25.00	135.00	USD	-	-	25.00	-	-	-	25.00
BANK OF BEIRUT PREFERRED SHARES "I"	5.00	125.00		5.00	25.00	125.00	USD	-	-	25.00	-	-	-	25.00
BANK OF BEIRUT PREFERRED SHARES "J"	3.00	75.00		3.00	25.00	75.00	USD	-	-	25.00	-	-	-	25.00
BANK OF BEIRUT PREFERRED SHARES "K"	4.00	100.00		4.00	25.00	100.00	USD	-	-	25.00	-	-	-	25.00
BYBLOS BANK	565.52	401.52	565.52			401.52	USD	36,594	26,116	0.71	0.72	0.72	0.70	0.71
BYBLOS BANK GDR	1.31	26.18	1.31			26.18	USD	-	-	20.00	-	-	-	20.00
BYBLOS BANK PREFERRED SHARES 2008	2.00	54.00		2.00	100.00	54.00	USD	-	-	27.00	-	-	-	27.00
BYBLOS BANK PREFERRED SHARES 2009	2.00	75.96		2.00	96.00	75.96	USD	-	-	37.98	-	-	-	37.98
BEMO Bank	77.50	89.13	77.50			89.13	USD	300	345	1.15	1.15	1.15	1.15	1.15
BEMO PREFERRED 2013	0.35	17.50		0.35	100.00	17.50	USD	-	-	50.00	-	-	-	50.00
BLOM BANK GDR	73.90	181.05	73.90			181.05	USD	-	-	2.45	-	-	-	2.45
BLOM BANK	215.00	645.00	215.00			645.00	USD	-	-	3.00	-	-	-	3.00
HOLCIM Liban	19.52	624.51	19.52			624.51	USD	-	-	32.00	-	-	-	32.00
STE DES CIMENTS BLANCS N	9.00	130.50	9.00			130.50	USD	-	-	14.50	-	-	-	14.50

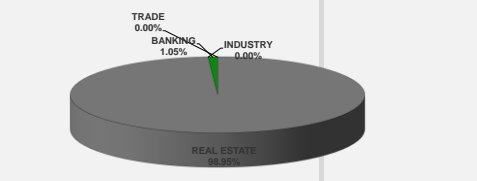
<b>TOTAL EXECUTED</b>	<b>1,960.27</b>	<b>19,045.52</b>	<b>2,109.91</b>	<b>32.33</b>	<b>19,785.00</b>	<b>68,009.00</b>	<b>#####</b>
Official USD Closing	15,000						

LEBANESE GLOBAL DEPOSITARY RECEIPTS	SHARES MM	BID \$	ASK \$	MID PRICE \$	STOCK INDEX	VALUE	PREVIOUS VALUE	% OF CHANGE
BLOM BANK	73.90	record could not be found	record could not be found	record could not be found	MARKET VALUE WEIGHTED INDEX	4561.96	4764.71	-4.26%
BYBLOS BANK	1.31	record could not be found	record could not be found	record could not be found	NUMBER OF TRANSACTIONS	23		
AUDI BANK	116.24	record could not be found	record could not be found	record could not be found				

BEIRUT STOCK EXCHANGE DAILY TRADING VOLUME



BEIRUT STOCK EXCHANGE DAILY TRADING VALUE \$



Disclaimer: The Capital Markets Authority (CMA) publishes reports for general information purposes only. However, under no circumstances the CMA will accept any responsibility or liability in connection with the use of the information provided in these reports or on this website.  
(Source: Thomson Reuters Eikon)

MATURITY	CURRENCY	ISSUED AMMOUNT (MM)	OUTSTANDING AMOUNT (MM)	COUPON	ISSUE P.	BID\$	ASK\$	MID. P	SPREAD 3 MONTH US		DURATION	CONVEXITY
									YIELD	TREASURY		
Lebanon / 9-03-2020	USD	1,200.00	1,200.00	6.375	100.000							
Lebanon / 12-04-2020	USD	700.00	700.00	5.800	100.000							
Lebanon / 19-06-2020	USD	600.00	600.00	6.150	100.000	6.250	7.250	6.250	134414.203	0.000	0.000	0.000
Lebanon / 12-04-2021	USD	2,092.47	2,092.47	8.250	100.000	6.250	7.250	6.250	291272.719	0.000	0.000	0.000
Lebanon / 27-05-2022	USD	500.00	500.00	6.250	100.000	6.250	7.250	6.250	364000.000	0.000	0.000	0.000
Lebanon / 04-10-2022	USD	1,540.00	1,540.00	6.100	100.000	6.250	7.250	6.250	590086.938	0.000	0.000	0.000
Lebanon / 27-01-2023	USD	1,100.00	1,100.00	6.000	100.000	6.250	7.250	6.250	540000.000	0.000	0.000	0.000
Lebanon / 26-05-2023	USD	500.00	500.00	6.400	100.000	6.250	7.250	6.250	10800.000	11225.744	0.009	0.000
Lebanon / 22-04-2024	USD	700.00	700.00	6.650	100.000	6.250	7.250	6.250	554.172	768.324	0.287	0.120
Lebanon / 04-11-2024	USD	500.00	538.47	6.250	100.000	6.250	7.250	6.250	281.523	277.773	0.672	0.594
Lebanon / 03-12-2024	USD	250.00	250.00	7.000	100.000	6.250	7.250	6.250	261.404	257.198	0.736	0.704
Lebanon / 26-02-2025	USD	800.00	800.00	6.200	100.000	6.250	7.250	6.250	216.646	211.993	0.925	1.083
Lebanon / 12-06-2025	USD	800.00	800.00	6.250	100.000	6.250	7.250	6.250	177.383	173.331	1.178	1.700
Lebanon / 27-11-2026	USD	1,600.00	1,600.00	6.600	100.000	6.125	7.125	6.125	93.467	89.761	2.509	7.158
Lebanon / 23-03-2027	USD	1,250.00	1,250.00	6.850	100.000	6.125	7.125	6.125	84.461	80.779	2.815	8.922
Lebanon / 29-11-2027	USD	1,000.00	1,000.00	6.750	100.000	6.125	7.125	6.125	70.101	66.603	3.470	13.340
Lebanon / 20-03-2028	USD	500.00	893.20	6.650	100.000	6.250	7.250	6.250	56.462	52.954	4.378	20.883
Lebanon / 03-11-2028	USD	700.00	1,700.00	7.000	100.000	6.125	7.125	6.125	65.098	61.610	3.768	15.630
Lebanon / 25-05-2029	USD	1,000.00	1,000.00	6.850	100.000	6.250	7.250	6.250	50.696	47.225	4.926	26.240
Lebanon / 27-11-2029	USD	1,500.00	1,500.00	11.500	100.000	6.125	7.125	6.125	46.797	43.325	5.414	31.520
Lebanon / 26-02-2030	USD	1,400.00	1,400.00	6.650	100.000	6.250	7.250	6.250	44.583	40.450	5.665	34.418
Lebanon / 22-04-2031	USD	300.00	300.00	7.000	100.000	6.250	7.250	6.250	37.614	34.139	6.804	49.160
Lebanon / 20-11-2031	USD	1,000.00	2,500.00	7.150	100.000	6.250	7.250	6.250	34.886	31.468	7.374	57.540
Lebanon / 23-03-2032	USD	1,000.00	1,000.00	7.000	100.000	6.900	6.970	6.900	32.166	28.726	7.724	62.991
Lebanon / 17-05-2033	USD	1,500.00	1,500.00	8.200	100.000	6.250	7.250	6.250	29.381	25.963	8.852	82.230
Lebanon / 17-05-2034	USD	1,500.00	1,500.00	8.250	100.000	6.250	7.250	6.250	26.570	23.151	9.845	101.280
Lebanon / 02-11-2035	USD	600.00	600.00	7.050	100.000	6.375	7.375	6.375	23.139	19.305	11.302	132.824
Lebanon / 27-07-2035	USD	1,500.00	1,500.00	12.000	100.000	6.250	7.250	6.250	23.844	20.421	11.032	126.640
Lebanon / 23-03-2037	USD	750.00	750.00	7.250	100.000	6.250	7.250	6.250	20.875	17.457	12.679	166.515
<b>TOTAL PUBLIC SECTOR EUROBONDS</b>		<b>28,382.469</b>	<b>31,314.13</b>									

BDL EURO CDS												
MATURITY	SIZE MM	TYPE	COUPON	Issue P.	BID \$	Ask \$	MID. P	YIELD	SPREAD	DURATION	CONVEXITY	
Not Available												

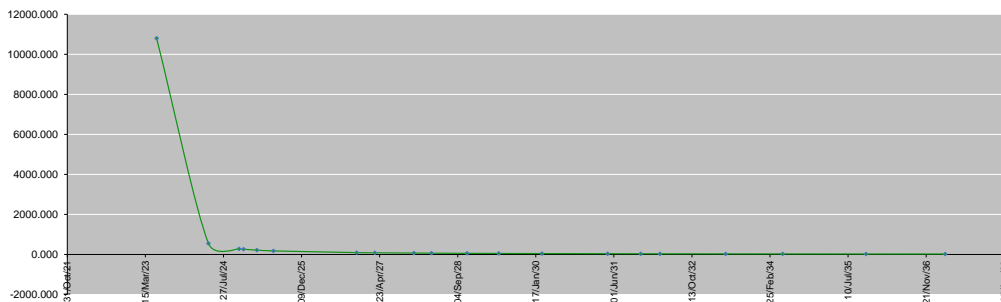
LEBANESE PRIVATE SECTOR DEBT												
MATURITY	SIZE MM	TYPE	COUPON	Issue P.	BID \$	Ask \$	MID. P	YIELD	SPREAD	DURATION	CONVEXITY	
Bank Audi S.A.L/16-10-2023	USD 350	Bond	6.75	100	42.50	44.50	42.50	114.57	125.36	0.70	0.64	

World Yields in Native Terms												
	O/N	3 Months	6 Months	9 Months	1 Year	2 Years	3 Years	5 Years	7 Years	10 Years	30 Years	
EUR	-	2.72	2.87	2.98	3.07	2.71	2.51	2.33	2.25	2.31	2.36	
U.S.A	-	4.94	4.90	--	4.70	4.00	3.76	3.55	3.51	3.45	3.66	
U.K	-	4.28	4.43	--	4.01	3.42	3.43	3.34	3.39	3.50	3.81	
Japan	-	-0.20	-0.16	-0.14	-0.10	-0.03	0.00	0.16	0.32	0.43	1.37	

Libor	USD	EUR	JPY	GBP
1 Months	4.86	0.00	0.00	4.20
2 Months	0.00	0.00	0.00	0.00
3 Months	5.19	0.00	0.00	4.42
6 Months	5.31	0.00	0.00	4.74
1 Year	5.31	0.00	0.00	0.00

Spot Rates		
	Bid	Ask
Lebanese Pound	15000.00	15020.00
Euro	1.09	1.0933
British Sterling Pound	1.25	1.2509
Japanese Yen	132.93	132.9400
Gold	1982.39	1982.80

Lebanese Republic USD Eurobonds Yield Curve



Disclaimer: The Capital Markets Authority (CMA) publishes reports for general information purposes only. However, under no circumstances the CMA will accept any responsibility or liability in connection with the use of the information provided in these reports or on this website. (Source: Thomson Reuters Eikon)

Contact us by email: [research@cma.gov.lb](mailto:research@cma.gov.lb)