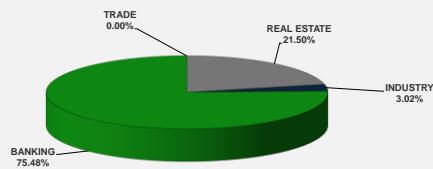


LISTED COMPANIES	LISTED SHARES	LISTED MARKET CAP.	TOTAL ORDINARY SHARES	PREFERRED SHARES	PREFERRED SHARES ISSUE PRICE	TOTAL MARKET CAP.	CUR.	TRADED VOLUME	TRADED VALUE	CLOSING PRICE	OPEN PRICE	HIGH PRICE	LOW PRICE	PREVIOUS PRICE
	(MM)	(MM \$)	(MM)	(MM)	USD	(MM \$)								
SOLIDERE A	100.00	8,845.00	100.00			8,845.00	USD	2,036	180,052	88.45	87.50	89.50	87.50	88.45
SOLIDERE B	65.00	5,846.75	65.00			5,846.75	USD	100	8,995	89.95	89.95	89.95	89.95	87.45
BQ.LIB. POUR LE COMMERCE	71.03	66.06	214.00			199.02	USD	-	-	0.93	-	-	-	0.93
BQ.LIB. POUR LE COMMERCE PRAF. "D"	0.75	44.63		0.75		44.63	USD	-	-	59.50	-	-	-	59.50
BQ.LIB. POUR LE COMMERCE PRAF. "E"	0.26	15.68		0.26		15.68	USD	-	-	59.50	-	-	-	59.50
BANQUE AUDI	588.54	882.81	588.54			882.81	USD	-	-	1.50	-	-	-	1.50
BANQUE AUDI GDR	119.64	165.10	119.64			165.10	USD	2,500	3,450	1.38	1.38	1.38	1.38	1.38
BANQUE AUDI PREFERRED "H"	0.75	55.50		0.75	100.00	55.50	USD	-	-	74.00	-	-	-	74.00
BANQUE AUDI PREFERRED "I"	2.50	107.25		2.50	100.00	107.25	USD	-	-	42.90	-	-	-	42.90
BANQUE AUDI PREFERRED "J"	2.75	115.50		2.75	100.00	115.50	USD	-	-	42.00	-	-	-	42.00
BANK OF BEIRUT	25.56	383.40	61.00			914.96	USD	-	-	15.00	-	-	-	15.00
BANK OF BEIRUT PRIORITY	0.00	-		3.57	0.00	74.97	USD	-	-	21.00	-	-	-	21.00
BANK OF BEIRUT PREFERRED SHARES "H"	5.40	135.00		5.40	25.00	135.00	USD	-	-	25.00	-	-	-	25.00
BANK OF BEIRUT PREFERRED SHARES "I"	5.00	125.00		5.00	25.00	125.00	USD	-	-	25.00	-	-	-	25.00
BANK OF BEIRUT PREFERRED SHARES "J"	3.00	75.00		3.00	25.00	75.00	USD	-	-	25.00	-	-	-	25.00
BANK OF BEIRUT PREFERRED SHARES "K"	4.00	100.00		4.00	25.00	100.00	USD	-	-	25.00	-	-	-	25.00
BYBLOS BANK	565.52	412.83	565.52			412.83	USD	5,000	3,650	0.73	0.73	0.73	0.73	0.71
BYBLOS BANK GDR	1.31	26.18	1.31			26.18	USD	-	-	20.00	-	-	-	20.00
BYBLOS BANK PREFERRED SHARES 2008	2.00	54.00		2.00	100.00	54.00	USD	-	-	27.00	-	-	-	27.00
BYBLOS BANK PREFERRED SHARES 2009	2.00	75.96		2.00	96.00	75.96	USD	-	-	37.98	-	-	-	37.98
BEMO Bank	77.50	89.13	77.50			89.13	USD	-	-	1.15	-	-	-	1.15
BEMO PREFERRED 2013	0.35	17.50		0.35	100.00	17.50	USD	-	-	50.00	-	-	-	50.00
BLOM BANK GDR	73.90	181.05	73.90			181.05	USD	-	-	2.45	-	-	-	2.45
BLOM BANK	215.00	645.00	215.00			645.00	USD	-	-	3.00	-	-	-	3.00
HOLCIM Liban	19.52	749.42	19.52			749.42	USD	300	11,520	38.40	38.40	38.40	38.40	32.00
STE DES CEMENTS BLANCS N	9.00	130.50	9.00			130.50	USD	-	-	14.50	-	-	-	14.50

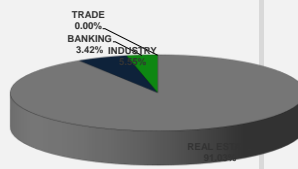
TOTAL EXECUTED	1,960.27	19,344.23	2,109.91	32.33	20,083.71	9,936.00	207,667.00
Official USD Closing	15,000						

LEBANESE GLOBAL DEPOSITARY RECEIPTS	SHARES MM	BID \$	ASK \$	MID PRICE \$	STOCK INDEX	VALUE	PREVIOUS VALUE	% OF CHANGE
BLOM BANK	73.90	record could not be found	record could not be found	record could not be found	MARKET VALUE WEIGHTED INDEX	4664.64	4561.96	2.25%
BYBLOS BANK	1.31	record could not be found	record could not be found	record could not be found	NUMBER OF TRANSACTIONS	10		
AUDI BANK	116.24	record could not be found	record could not be found	record could not be found				

BEIRUT STOCK EXCHANGE DAILY TRADING VOLUME



BEIRUT STOCK EXCHANGE DAILY TRADING VALUE \$



Disclaimer: The Capital Markets Authority (CMA) publishes reports for general information purposes only. However, under no circumstances the CMA will accept any responsibility or liability in connection with the use of the information provided in these reports or on this website.
(Source: Thomson Reuters Eikon)

MATURITY	CURRENCY	ISSUED AMOUNT (MM)	OUTSTANDING AMOUNT (MM)	COUPON	ISSUE P.	BIDS	ASK\$	MID. P	SPREAD 3 MONTH US		DURATION	CONVEXITY
									YIELD	TREASURY		
Lebanon / 9-03-2020	USD	1,200.00	1,200.00	6.375	100.000							
Lebanon / 12-04-2020	USD	700.00	700.00	5.800	100.000							
Lebanon / 19-06-2020	USD	600.00	600.00	6.150	100.000	6.250	7.250	6.250	134414.203	0.000	0.000	0.000
Lebanon / 12-04-2021	USD	2,092.47	2,092.47	8.250	100.000	6.250	7.250	6.250	291272.719	0.000	0.000	0.000
Lebanon / 27-05-2022	USD	500.00	500.00	6.250	100.000	6.250	7.250	6.250	364000.000	0.000	0.000	0.000
Lebanon / 04-10-2022	USD	1,540.00	1,540.00	6.100	100.000	6.250	7.250	6.250	590086.938	0.000	0.000	0.000
Lebanon / 27-01-2023	USD	1,100.00	1,100.00	6.000	100.000	6.250	7.250	6.250	540000.000	0.000	0.000	0.000
Lebanon / 26-05-2023	USD	500.00	500.00	6.400	100.000	6.250	7.250	6.250	120000.000	12473.669	0.008	0.000
Lebanon / 22-04-2024	USD	700.00	700.00	6.650	100.000	6.250	7.250	6.250	567.784	830.269	0.279	0.120
Lebanon / 04-11-2024	USD	500.00	538.47	6.250	100.000	6.250	7.250	6.250	285.295	281.625	0.661	0.576
Lebanon / 03-12-2024	USD	250.00	250.00	7.000	100.000	6.250	7.250	6.250	264.673	260.527	0.725	0.685
Lebanon / 26-02-2025	USD	800.00	800.00	6.200	100.000	6.250	7.250	6.250	218.918	214.343	0.914	1.058
Lebanon / 12-06-2025	USD	800.00	800.00	6.250	100.000	6.250	7.250	6.250	178.921	174.961	1.166	1.670
Lebanon / 27-11-2026	USD	1,600.00	1,600.00	6.600	100.000	6.125	7.125	6.125	93.899	90.288	2.496	7.086
Lebanon / 23-03-2027	USD	1,250.00	1,250.00	6.850	100.000	6.125	7.125	6.125	84.814	81.226	2.801	8.841
Lebanon / 29-11-2027	USD	1,000.00	1,000.00	6.750	100.000	6.125	7.125	6.125	70.345	66.941	3.457	13.240
Lebanon / 20-03-2028	USD	500.00	893.20	6.650	100.000	6.250	7.250	6.250	56.621	53.210	4.364	20.759
Lebanon / 03-11-2028	USD	700.00	1,700.00	7.000	100.000	6.125	7.125	6.125	65.309	61.915	3.755	15.530
Lebanon / 25-05-2029	USD	1,000.00	1,000.00	6.850	100.000	6.250	7.250	6.250	50.825	47.436	4.912	26.100
Lebanon / 27-11-2029	USD	1,500.00	1,500.00	11.500	100.000	6.125	7.125	6.125	46.905	43.517	5.401	31.370
Lebanon / 26-02-2030	USD	1,400.00	1,400.00	6.650	100.000	6.250	7.250	6.250	44.682	40.652	5.651	34.257
Lebanon / 22-04-2031	USD	300.00	300.00	7.000	100.000	6.250	7.250	6.250	37.685	34.292	6.790	48.970
Lebanon / 20-11-2031	USD	1,000.00	2,500.00	7.150	100.000	6.250	7.250	6.250	34.947	31.596	7.361	57.330
Lebanon / 23-03-2032	USD	1,000.00	1,000.00	7.000	100.000	5.845	7.460	5.845	34.382	31.024	7.693	62.481
Lebanon / 17-05-2033	USD	1,500.00	1,500.00	8.200	100.000	6.250	7.250	6.250	29.425	26.073	8.838	81.980
Lebanon / 17-05-2034	USD	1,500.00	1,500.00	8.250	100.000	6.250	7.250	6.250	26.605	23.253	9.831	101.000
Lebanon / 02-11-2035	USD	600.00	600.00	7.050	100.000	6.375	7.375	6.375	23.166	19.375	11.289	132.505
Lebanon / 27-07-2035	USD	1,500.00	1,500.00	12.000	100.000	6.250	7.250	6.250	23.872	20.516	11.018	126.330
Lebanon / 23-03-2037	USD	750.00	750.00	7.250	100.000	6.250	7.250	6.250	20.896	17.545	12.665	166.158
TOTAL PUBLIC SECTOR EUROBONDS		28,382.469	31,314.13									

BDL EURO CDS												
MATURITY	SIZE MM	TYPE	COUPON	Issue P.	BID \$	Ask \$	MID. P	YIELD	SPREAD	DURATION	CONVEXITY	
Not Available												

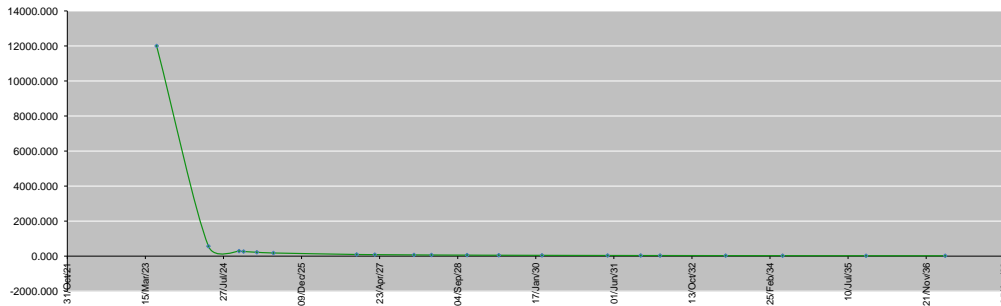
LEBANESE PRIVATE SECTOR DEBT												
MATURITY	SIZE MM	TYPE	COUPON	Issue P.	BID \$	Ask \$	MID. P	YIELD	SPREAD	DURATION	CONVEXITY	
Bank Audi S.A.L/16-10-2023	USD 350	Bond	6.75	100	42.50	44.50	42.50	114.57	125.36	0.70	0.64	

World Yields in Native Terms	O/N	3 Months	6 Months	9 Months	1 Year	2 Years	3 Years	5 Years	7 Years	10 Years	30 Years
EUR	-	2.78	2.88	2.99	3.06	2.66	2.46	2.30	2.22	2.29	2.36
U.S.A	-	4.91	4.81	--	4.60	3.88	3.64	3.43	3.41	3.36	3.60
U.K	-	4.29	4.43	--	3.99	3.40	3.43	3.33	3.37	3.49	3.80
Japan	-	-0.20	-0.16	-0.14	-0.10	-0.03	0.01	0.16	0.31	0.47	1.36

Libor	USD	EUR	JPY	GBP
1 Months	4.86	0.00	0.00	0.00
2 Months	0.00	0.00	0.00	0.00
3 Months	5.22	0.00	0.00	4.43
6 Months	5.32	0.00	0.00	0.00
1 Year	5.33	0.00	0.00	0.00

Spot Rates	Bid	Ask
Lebanese Pound	15000.00	15020.00
Euro	1.09	1.0953
British Sterling Pound	1.25	1.2479
Japanese Yen	131.61	131.6400
Gold	2024.69	2025.00

Lebanese Republic USD Eurobonds Yield Curve



Disclaimer: The Capital Markets Authority (CMA) publishes reports for general information purposes only. However, under no circumstances the CMA will accept any responsibility or liability in connection with the use of the information provided in these reports or on this website.
(Source: Thomson Reuters Eikon)

Contact us by email: research@cma.gov.lb