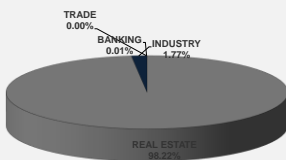


LISTED COMPANIES	LISTED SHARES	LISTED MARKET CAP.	TOTAL ORDINARY SHARES	PREFERRED SHARES	PREFERRED SHARES ISSUE PRICE	TOTAL MARKET CAP.	CUR.	TRADED VOLUME	TRADED VALUE	CLOSING PRICE	OPEN PRICE	HIGH PRICE	LOW PRICE	PREVIOUS PRICE
	(MM)	(MM \$)	(MM)	(MM)	USD	(MM \$)								
SOLIDERE A	100.00	8,545.00	100.00			8,545.00	USD	8,932	754,981	85.45	84.05	86.80	84.00	86.90
SOLIDERE B	65.00	5,528.25	65.00			5,528.25	USD	2,156	183,154	85.05	83.10	85.15	83.10	87.00
BQ.LIB. POUR LE COMMERCE	71.03	66.06	214.00			199.02	USD	-	-	0.93	-	-	-	0.93
BQ.LIB. POUR LE COMMERCE PRAF. "D"	0.75	44.63		0.75		44.63	USD	-	-	59.50	-	-	-	59.50
BQ.LIB. POUR LE COMMERCE PRAF. "E"	0.26	15.68		0.26		15.68	USD	-	-	59.50	-	-	-	59.50
BANQUE AUDI	588.54	882.81	588.54			882.81	USD	-	-	1.50	-	-	-	1.50
BANQUE AUDI GDR	119.64	165.10	119.64			165.10	USD	-	-	1.38	-	-	-	1.38
BANQUE AUDI PREFERRED "H"	0.75	55.50		0.75	100.00	55.50	USD	-	-	74.00	-	-	-	74.00
BANQUE AUDI PREFERRED "I"	2.50	107.25		2.50	100.00	107.25	USD	-	-	42.90	-	-	-	42.90
BANQUE AUDI PREFERRED "J"	2.75	115.50		2.75	100.00	115.50	USD	-	-	42.00	-	-	-	42.00
BANK OF BEIRUT	25.56	383.40	61.00			914.96	USD	-	-	15.00	-	-	-	15.00
BANK OF BEIRUT PRIORITY	0.00	-		3.57	0.00	74.97	USD	-	-	21.00	-	-	-	21.00
BANK OF BEIRUT PREFERRED SHARES "H"	5.40	135.00		5.40	25.00	135.00	USD	-	-	25.00	-	-	-	25.00
BANK OF BEIRUT PREFERRED SHARES "I"	5.00	125.00		5.00	25.00	125.00	USD	-	-	25.00	-	-	-	25.00
BANK OF BEIRUT PREFERRED SHARES "J"	3.00	75.00		3.00	25.00	75.00	USD	-	-	25.00	-	-	-	25.00
BANK OF BEIRUT PREFERRED SHARES "K"	4.00	100.00		4.00	25.00	100.00	USD	-	-	25.00	-	-	-	25.00
BYBLOS BANK	565.52	395.86	565.52			395.86	USD	-	-	0.70	-	-	-	0.70
BYBLOS BANK GDR	1.31	26.18	1.31			26.18	USD	-	-	20.00	-	-	-	20.00
BYBLOS BANK PREFERRED SHARES 2008	2.00	54.00		2.00	100.00	54.00	USD	-	-	27.00	-	-	-	27.00
BYBLOS BANK PREFERRED SHARES 2009	2.00	75.96		2.00	96.00	75.96	USD	-	-	37.98	-	-	-	37.98
BEMO Bank	77.50	96.88	77.50			96.88	USD	-	-	1.25	-	-	-	1.25
BEMO PREFERRED 2013	0.35	17.50		0.35	100.00	17.50	USD	-	-	50.00	-	-	-	50.00
BLOM BANK GDR	73.90	184.74	73.90			184.74	USD	-	-	2.50	-	-	-	2.50
BLOM BANK	215.00	548.25	215.00			548.25	USD	1	3	2.55	2.55	2.55	2.55	2.55
HOLCIM Liban	19.52	899.30	19.52			899.30	USD	200	9,216	46.08	46.08	46.08	46.08	42.10
STE DES CEMENTS BLANCS N	9.00	157.50	9.00			157.50	USD	-	-	17.50	-	-	-	17.50

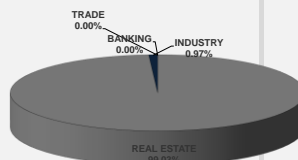
<b>TOTAL EXECUTED</b>	<b>1,960.27</b>	<b>18,800.34</b>	<b>2,109.91</b>	<b>32.33</b>	<b>19,539.83</b>	<b>11,289.00</b>	<b>947,354.00</b>
Official USD Closing	15,000						

LEBANESE GLOBAL DEPOSITARY RECEIPTS	SHARES MM	BID \$	ASK \$	MID PRICE \$	STOCK INDEX	VALUE	PREVIOUS VALUE	% OF CHANGE
BLOM BANK	73.90	record could not be found	record could not be found	record could not be found	MARKET VALUE WEIGHTED INDEX	4281.80	4447.84	-3.73%
BYBLOS BANK	1.31	record could not be found	record could not be found	record could not be found	NUMBER OF TRANSACTIONS	16		
AUDI BANK	116.24	record could not be found	record could not be found	record could not be found				

BEIRUT STOCK EXCHANGE DAILY TRADING VOLUME



BEIRUT STOCK EXCHANGE DAILY TRADING VALUE \$



Disclaimer: The Capital Markets Authority (CMA) publishes reports for general information purposes only. However, under no circumstances the CMA will accept any responsibility or liability in connection with the use of the information provided in these reports or on this website.  
(Source: Thomson Reuters Eikon)

MATURITY	CURRENCY	ISSUED AMMOUNT (MM)	OUTSTANDING AMOUNT (MM)	COUPON	ISSUE P.	BIDS	ASK\$	MID. P	YIELD	SPREAD 3 MONTH US TREASURY	DURATION	CONVEITY
Lebanon / 9-03-2020	USD	1,200.00	1,200.00	6.375	100.000							
Lebanon / 12-04-2020	USD	700.00	700.00	5.800	100.000							
Lebanon / 19-06-2020	USD	600.00	600.00	6.150	100.000	5.875	6.875	5.875	134414.203	0.000	0.000	0.000
Lebanon / 12-04-2021	USD	2,092.47	2,092.47	8.250	100.000	5.875	6.875	5.875	291272.719	0.000	0.000	0.000
Lebanon / 27-05-2022	USD	500.00	500.00	6.250	100.000	5.875	6.875	5.875	364000.000	0.000	0.000	0.000
Lebanon / 04-10-2022	USD	1,540.00	1,540.00	6.100	100.000	5.875	6.875	5.875	590086.938	0.000	0.000	0.000
Lebanon / 27-01-2023	USD	1,100.00	1,100.00	6.000	100.000	5.875	6.875	5.875	540000.000	0.000	0.000	0.000
Lebanon / 26-05-2023	USD	500.00	500.00	6.400	100.000	5.875	6.875	5.875	33927.410	35270.190	0.003	0.000
Lebanon / 22-04-2024	USD	700.00	700.00	6.650	100.000	5.875	6.875	5.875	685.180	729.616	0.225	0.080
Lebanon / 04-11-2024	USD	500.00	538.47	6.250	100.000	5.875	6.875	5.875	319.034	315.213	0.589	0.463
Lebanon / 03-12-2024	USD	250.00	250.00	7.000	100.000	5.875	6.875	5.875	294.197	289.825	0.651	0.559
Lebanon / 26-02-2025	USD	800.00	800.00	6.200	100.000	5.875	6.875	5.875	240.049	235.320	0.836	0.892
Lebanon / 12-06-2025	USD	800.00	800.00	6.250	100.000	5.875	6.875	5.875	193.814	189.794	1.083	1.450
Lebanon / 27-11-2026	USD	1,600.00	1,600.00	6.600	100.000	5.875	6.875	5.875	98.132	94.621	2.409	6.621
Lebanon / 23-03-2027	USD	1,250.00	1,250.00	6.850	100.000	5.875	6.875	5.875	88.391	84.869	2.714	8.316
Lebanon / 29-11-2027	USD	1,000.00	1,000.00	6.750	100.000	5.875	6.875	5.875	72.985	69.666	3.368	12.590
Lebanon / 20-03-2028	USD	500.00	893.20	6.650	100.000	5.875	6.875	5.875	58.987	55.658	4.266	19.859
Lebanon / 03-11-2028	USD	700.00	1,700.00	7.000	100.000	5.875	6.875	5.875	67.654	64.322	3.665	14.810
Lebanon / 25-05-2029	USD	1,000.00	1,000.00	6.850	100.000	5.875	6.875	5.875	52.847	49.504	4.813	25.090
Lebanon / 27-11-2029	USD	1,500.00	1,500.00	11.500	100.000	5.875	6.875	5.875	48.313	44.967	5.309	30.330
Lebanon / 26-02-2030	USD	1,400.00	1,400.00	6.650	100.000	5.875	6.875	5.875	46.366	42.355	5.551	33.083
Lebanon / 22-04-2031	USD	300.00	300.00	7.000	100.000	5.875	6.875	5.875	39.014	35.662	6.689	47.550
Lebanon / 20-11-2031	USD	1,000.00	2,500.00	7.150	100.000	5.875	6.875	5.875	36.147	32.763	7.260	55.790
Lebanon / 23-03-2032	USD	1,000.00	1,000.00	7.000	100.000	5.468	6.281	5.468	35.592	32.209	7.562	60.412
Lebanon / 17-05-2033	USD	1,500.00	1,500.00	8.200	100.000	5.875	6.875	5.875	30.379	26.995	8.736	80.130
Lebanon / 17-05-2034	USD	1,500.00	1,500.00	8.250	100.000	5.875	6.875	5.875	27.442	24.059	9.728	98.930
Lebanon / 02-11-2035	USD	600.00	600.00	7.050	100.000	5.875	6.875	5.875	24.051	20.171	11.177	129.938
Lebanon / 27-07-2035	USD	1,500.00	1,500.00	12.000	100.000	5.875	6.875	5.875	24.601	21.214	10.915	124.010
Lebanon / 23-03-2037	USD	750.00	750.00	7.250	100.000	5.875	6.875	5.875	21.513	18.132	12.562	163.489
<b>TOTAL PUBLIC SECTOR EUROBONDS</b>		<b>28,382.469</b>	<b>31,314.13</b>									

BDL EURO CDS												
MATURITY	SIZE MM	TYPE	COUPON	Issue P.	BID \$	Ask \$	MID. P	YIELD	SPREAD	DURATION	CONVEITY	
Not Available												

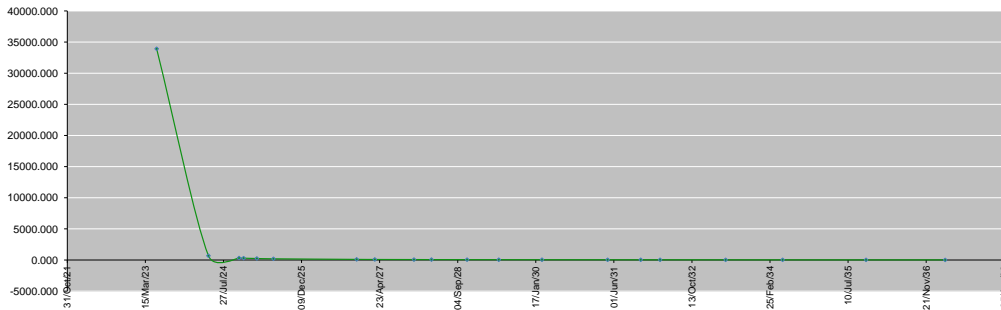
LEBANESE PRIVATE SECTOR DEBT												
MATURITY	SIZE MM	TYPE	COUPON	Issue P.	BID \$	Ask \$	MID. P	YIELD	SPREAD	DURATION	CONVEITY	
Bank Audi S.A.L/16-10-2023	USD 350	Bond	6.75	100	42.50	44.50	42.50	114.57	125.36	0.70	0.64	

World Yields in Native Terms	O/N	3 Months	6 Months	9 Months	1 Year	2 Years	3 Years	5 Years	7 Years	10 Years	30 Years
EUR	-	2.80	2.99	3.09	3.08	2.59	2.39	2.20	2.17	2.27	2.44
U.S.A	-	5.28	5.14	--	4.71	3.83	3.55	3.35	3.37	3.41	3.76
U.K	-	4.46	4.74	--	4.28	3.75	3.69	3.56	3.62	3.76	4.15
Japan	-	-0.18	-0.16	-0.14	-0.11	-0.03	-0.02	0.12	0.26	0.42	1.27

Libor	USD	EUR	JPY	GBP
1 Months	5.08	0.00	0.00	0.00
2 Months	0.00	0.00	0.00	0.00
3 Months	5.33	0.00	0.00	4.62
6 Months	5.39	0.00	0.00	0.00
1 Year	5.30	0.00	0.00	0.00

Spot Rates	Bid	Ask
Lebanese Pound	15000.00	15020.00
Euro	1.10	1.1026
British Sterling Pound	1.26	1.2612
Japanese Yen	134.22	134.2300
Gold	2037.19	2037.35

Lebanese Republic USD Eurobonds Yield Curve



Disclaimer: The Capital Markets Authority (CMA) publishes reports for general information purposes only. However, under no circumstances the CMA will accept any responsibility or liability in connection with the use of the information provided in these reports or on this website.  
(Source: Thomson Reuters Eikon)

Contact us by email: [research@cma.gov.lb](mailto:research@cma.gov.lb)