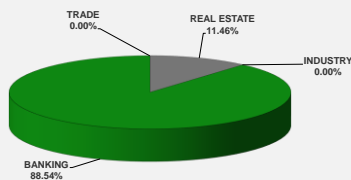


LISTED COMPANIES	LISTED SHARES	LISTED MARKET CAP.	TOTAL ORDINARY SHARES	PREFERRED SHARES	PREFERRED SHARES ISSUE PRICE	TOTAL MARKET CAP.	CUR.	TRADED VOLUME	TRADED VALUE	CLOSING PRICE	OPEN PRICE	HIGH PRICE	LOW PRICE	PREVIOUS PRICE
	(MM)	(MM \$)	(MM)	(MM)	USD	(MM \$)								
SOLIDERE A	100.00	8,050.00	100.00			8,050.00	USD	26,494	2,129,320	80.50	80.50	82.05	78.20	80.30
SOLIDERE B	65.00	5,229.25	65.00			5,229.25	USD	7,420	599,705	80.45	81.95	81.95	78.55	81.65
BQ.LIB. POUR LE COMMERCE	71.03	66.06	214.00			199.02	USD	-	-	0.93	-	-	-	0.93
BQ.LIB. POUR LE COMMERCE PRAF. "D"	0.75	44.63		0.75		44.63	USD	-	-	59.50	-	-	-	59.50
BQ.LIB. POUR LE COMMERCE PRAF. "E"	0.26	15.68		0.26		15.68	USD	-	-	59.50	-	-	-	59.50
BANQUE AUDI	588.54	882.81	588.54			882.81	USD	-	-	1.50	-	-	-	1.50
BANQUE AUDI GDR	119.64	165.10	119.64			165.10	USD	-	-	1.38	-	-	-	1.38
BANQUE AUDI PREFERRED "H"	0.75	55.50		0.75	100.00	55.50	USD	-	-	74.00	-	-	-	74.00
BANQUE AUDI PREFERRED "I"	2.50	107.25		2.50	100.00	107.25	USD	-	-	42.90	-	-	-	42.90
BANQUE AUDI PREFERRED "J"	2.75	115.50		2.75	100.00	115.50	USD	-	-	42.00	-	-	-	42.00
BANK OF BEIRUT	25.56	383.40	61.00			914.96	USD	-	-	15.00	-	-	-	15.00
BANK OF BEIRUT PRIORITY	0.00	-		3.57	0.00	74.97	USD	-	-	21.00	-	-	-	21.00
BANK OF BEIRUT PREFERRED SHARES "H"	5.40	135.00		5.40	25.00	135.00	USD	-	-	25.00	-	-	-	25.00
BANK OF BEIRUT PREFERRED SHARES "I"	5.00	125.00		5.00	25.00	125.00	USD	-	-	25.00	-	-	-	25.00
BANK OF BEIRUT PREFERRED SHARES "J"	3.00	75.00		3.00	25.00	75.00	USD	-	-	25.00	-	-	-	25.00
BANK OF BEIRUT PREFERRED SHARES "K"	4.00	100.00		4.00	25.00	100.00	USD	-	-	25.00	-	-	-	25.00
BYBLOS BANK	565.52	395.86	565.52			395.86	USD	-	-	0.70	-	-	-	0.70
BYBLOS BANK GDR	1.31	26.18	1.31			26.18	USD	-	-	20.00	-	-	-	20.00
BYBLOS BANK PREFERRED SHARES 2008	2.00	54.00		2.00	100.00	54.00	USD	-	-	27.00	-	-	-	27.00
BYBLOS BANK PREFERRED SHARES 2009	2.00	75.96		2.00	96.00	75.96	USD	-	-	37.98	-	-	-	37.98
BEMO Bank	77.50	96.88	77.50			96.88	USD	-	-	1.25	-	-	-	1.25
BEMO PREFERRED 2013	0.35	17.50		0.35	100.00	17.50	USD	-	-	50.00	-	-	-	50.00
BLOM BANK GDR	73.90	184.74	73.90			184.74	USD	12,000	30,000	2.50	2.50	2.50	2.50	2.50
BLOM BANK	215.00	550.40	215.00			550.40	USD	250,000	640,000	2.56	2.56	2.56	2.56	2.55
HOLCIM Liban	19.52	899.30	19.52			899.30	USD	-	-	46.08	-	-	-	46.08
STE DES CIMENTS BLANCS N	9.00	157.50	9.00			157.50	USD	-	-	17.50	-	-	-	17.50

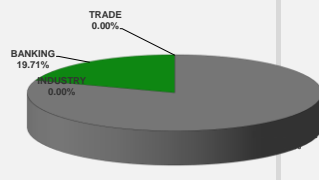
TOTAL EXECUTED	1,960.27	18,008.49	2,109.91	32.33	18,747.98	295,914.00	3,399,025.00
Official USD Closing	15,000						

LEBANESE GLOBAL DEPOSITARY RECEIPTS	SHARES MM	BID \$	ASK \$	MID PRICE \$	STOCK INDEX	VALUE	PREVIOUS VALUE	% OF CHANGE
BLOM BANK	73.90	record could not be found	record could not be found	record could not be found	MARKET VALUE WEIGHTED INDEX	3814.19	3847.68	-0.87%
BYBLOS BANK	1.31	record could not be found	record could not be found	record could not be found	NUMBER OF TRANSACTIONS	46		
AUDI BANK	116.24	record could not be found	record could not be found	record could not be found				

BEIRUT STOCK EXCHANGE DAILY TRADING VOLUME



BEIRUT STOCK EXCHANGE DAILY TRADING VALUE \$



Disclaimer: The Capital Markets Authority (CMA) publishes reports for general information purposes only. However, under no circumstances the CMA will accept any responsibility or liability in connection with the use of the information provided in these reports or on this website.
(Source: Thomson Reuters Eikon)

MATURITY	CURRENCY	ISSUED AMOUNT (MM)	OUTSTANDING AMOUNT (MM)	COUPON	ISSUE P.	BIDS	ASKS	MID. P.	YIELD	SPREAD 3 MONTH US TREASURY	DURATION	CONVEXITY
Lebanon / 9-03-2020	USD	1,200.00	1,200.00	6.375	100.000							
Lebanon / 12-04-2020	USD	700.00	700.00	5.800	100.000							
Lebanon / 19-06-2020	USD	600.00	600.00	6.150	100.000	5.875	6.875	5.875	134414.203	0.000	0.000	0.000
Lebanon / 12-04-2021	USD	2,092.47	2,092.47	8.250	100.000	5.875	6.875	5.875	291272.719	0.000	0.000	0.000
Lebanon / 27-05-2022	USD	500.00	500.00	6.250	100.000	5.875	6.875	5.875	364000.000	0.000	0.000	0.000
Lebanon / 04-10-2022	USD	1,540.00	1,540.00	6.100	100.000	5.875	6.875	5.875	590086.938	0.000	0.000	0.000
Lebanon / 27-01-2023	USD	1,100.00	1,100.00	6.000	100.000	5.875	6.875	5.875	540000.000	0.000	0.000	0.000
Lebanon / 26-05-2023	USD	500.00	500.00	6.400	100.000	5.875	6.875	5.875	52433.270	54511.340	0.002	0.000
Lebanon / 22-04-2024	USD	700.00	700.00	6.650	100.000	5.875	6.875	5.875	708.936	743.980	0.215	0.070
Lebanon / 04-11-2024	USD	500.00	538.47	6.250	100.000	5.875	6.875	5.875	324.678	320.617	0.576	0.445
Lebanon / 03-12-2024	USD	250.00	250.00	7.000	100.000	5.875	6.875	5.875	299.027	294.455	0.638	0.538
Lebanon / 26-02-2025	USD	800.00	800.00	6.200	100.000	5.875	6.875	5.875	243.309	238.428	0.822	0.865
Lebanon / 12-06-2025	USD	800.00	800.00	6.250	100.000	5.875	6.875	5.875	195.963	191.786	1.069	1.420
Lebanon / 27-11-2026	USD	1,600.00	1,600.00	6.600	100.000	5.875	6.875	5.875	98.694	95.117	2.393	6.539
Lebanon / 23-03-2027	USD	1,250.00	1,250.00	6.850	100.000	5.875	6.875	5.875	88.848	85.255	2.698	8.223
Lebanon / 29-11-2027	USD	1,000.00	1,000.00	6.750	100.000	5.875	6.875	5.875	73.297	69.915	3.352	12.470
Lebanon / 20-03-2028	USD	500.00	893.20	6.650	100.000	5.875	6.875	5.875	59.192	55.796	4.250	19.713
Lebanon / 03-11-2028	USD	700.00	1,700.00	7.000	100.000	5.875	6.875	5.875	67.923	64.527	3.649	14.690
Lebanon / 25-05-2029	USD	1,000.00	1,000.00	6.850	100.000	5.875	6.875	5.875	53.011	49.606	4.797	24.920
Lebanon / 27-11-2029	USD	1,500.00	1,500.00	11.500	100.000	5.875	6.875	5.875	48.450	45.045	5.292	30.150
Lebanon / 26-02-2030	USD	1,400.00	1,400.00	6.650	100.000	5.875	6.875	5.875	46.493	42.367	5.535	32.894
Lebanon / 22-04-2031	USD	300.00	300.00	7.000	100.000	5.875	6.875	5.875	39.104	35.691	6.673	47.330
Lebanon / 20-11-2031	USD	1,000.00	2,500.00	7.150	100.000	5.875	6.875	5.875	36.223	32.788	7.243	55.540
Lebanon / 23-03-2032	USD	1,000.00	1,000.00	7.000	100.000	5.130	6.420	5.130	36.515	33.097	7.539	60.039
Lebanon / 17-05-2033	USD	1,500.00	1,500.00	8.200	100.000	5.875	6.875	5.875	30.433	26.997	8.720	79.830
Lebanon / 17-05-2034	USD	1,500.00	1,500.00	8.250	100.000	5.875	6.875	5.875	27.487	24.050	9.712	98.600
Lebanon / 02-11-2035	USD	600.00	600.00	7.050	100.000	5.875	6.875	5.875	24.085	20.138	11.161	129.560
Lebanon / 27-07-2035	USD	1,500.00	1,500.00	12.000	100.000	5.875	6.875	5.875	24.637	21.197	10.898	123.640
Lebanon / 23-03-2037	USD	750.00	750.00	7.250	100.000	5.875	6.875	5.875	21.540	18.103	12.545	163.065
TOTAL PUBLIC SECTOR EUROBONDS		28,382.469	31,314.13									

BDL EURO CDS												
MATURITY	SIZE MM	TYPE	COUPON	Issue P.	BID \$	Ask \$	MID. P	YIELD	SPREAD	DURATION	CONVEXITY	
Not Available												

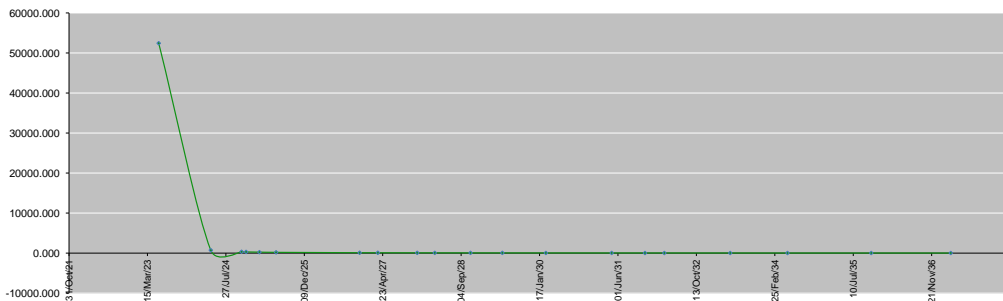
LEBANESE PRIVATE SECTOR DEBT												
MATURITY	SIZE MM	TYPE	COUPON	Issue P.	BID \$	Ask \$	MID. P	YIELD	SPREAD	DURATION	CONVEXITY	
Bank Audi S.A.L/16-10-2023	USD 350	Bond	6.75	100	42.50	44.50	42.50	114.57	125.36	0.70	0.64	

World Yields in Native Terms												
	O/N	3 Months	6 Months	9 Months	1 Year	2 Years	3 Years	5 Years	7 Years	10 Years	30 Years	
EUR	-	3.02	3.06	3.16	3.14	2.60	2.37	2.19	2.15	2.25	2.44	
U.S.A	-	5.38	5.17	--	4.81	3.91	3.57	3.37	3.39	3.42	3.78	
U.K	-	4.48	4.77	--	4.28	3.77	3.70	3.58	3.62	3.75	4.15	
Japan	-	-0.14	-0.14	-0.14	-0.11	-0.04	-0.03	0.11	0.20	0.40	1.22	

Libor	USD	EUR	JPY	GBP
1 Months	5.11	0.00	0.00	0.00
2 Months	0.00	0.00	0.00	0.00
3 Months	5.34	0.00	0.00	4.67
6 Months	5.39	0.00	0.00	0.00
1 Year	5.30	0.00	0.00	0.00

Spot Rates	Bid	Ask
Lebanese Pound	15000.00	15020.00
Euro	1.09	1.0922
British Sterling Pound	1.26	1.2571
Japanese Yen	134.61	134.6400
Gold	2026.59	2027.19

Lebanese Republic USD Eurobonds Yield Curve



Disclaimer: The Capital Markets Authority (CMA) publishes reports for general information purposes only. However, under no circumstances the CMA will accept any responsibility or liability in connection with the use of the information provided in these reports or on this website.
(Source: Thomson Reuters Eikon)

Contact us by email: research@cma.lov.lb