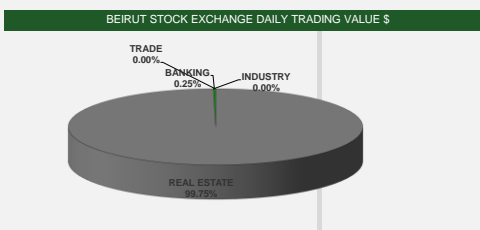
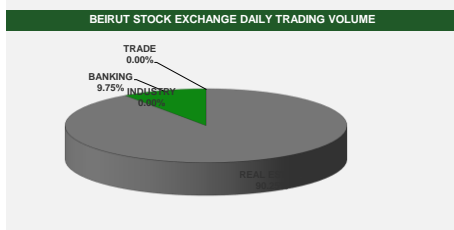


LISTED COMPANIES	LISTED SHARES	LISTED MARKET CAP.	TOTAL ORDINARY SHARES	PREFERRED SHARES	PREFERRED SHARES ISSUE PRICE	TOTAL MARKET CAP.	CUR.	TRADED VOLUME	TRADED VALUE	CLOSING PRICE	OPEN PRICE	HIGH PRICE	LOW PRICE	PREVIOUS PRICE
	(MM)	(MM \$)	(MM)	(MM)	USD	(MM \$)								
SOLIDERE A	100.00	8,135.00	100.00			8,135.00	USD	15,767	1,286,382	81.35	82.00	82.75	80.55	80.50
SOLIDERE B	65.00	5,226.00	65.00			5,226.00	USD	4,592	370,850	80.40	81.95	81.95	80.00	80.45
BQ.LIB. POUR LE COMMERCE	71.03	66.06	214.00			199.02	USD	-	-	0.93	-	-	-	0.93
BQ.LIB. POUR LE COMMERCE PEF. "D"	0.75	44.63		0.75		44.63	USD	-	-	59.50	-	-	-	59.50
BQ.LIB. POUR LE COMMERCE PEF. "E"	0.26	15.68		0.26		15.68	USD	-	-	59.50	-	-	-	59.50
BANQUE AUDI	588.54	882.81	588.54			882.81	USD	-	-	1.50	-	-	-	1.50
BANQUE AUDI GDR	119.64	165.10	119.64			165.10	USD	1,000	1,380	1.38	1.38	1.38	1.38	1.38
BANQUE AUDI PREFERRED "H"	0.75	55.50		0.75	100.00	55.50	USD	-	-	74.00	-	-	-	74.00
BANQUE AUDI PREFERRED "I"	2.50	107.25		2.50	100.00	107.25	USD	-	-	42.90	-	-	-	42.90
BANQUE AUDI PREFERRED "J"	2.75	115.50		2.75	100.00	115.50	USD	-	-	42.00	-	-	-	42.00
BANK OF BEIRUT	25.56	383.40	61.00			914.96	USD	-	-	15.00	-	-	-	15.00
BANK OF BEIRUT PRIORITY	0.00	-		3.57	0.00	74.97	USD	-	-	21.00	-	-	-	21.00
BANK OF BEIRUT PREFERRED SHARES "H"	5.40	135.00		5.40	25.00	135.00	USD	-	-	25.00	-	-	-	25.00
BANK OF BEIRUT PREFERRED SHARES "I"	5.00	125.00		5.00	25.00	125.00	USD	-	-	25.00	-	-	-	25.00
BANK OF BEIRUT PREFERRED SHARES "J"	3.00	75.00		3.00	25.00	75.00	USD	-	-	25.00	-	-	-	25.00
BANK OF BEIRUT PREFERRED SHARES "K"	4.00	100.00		4.00	25.00	100.00	USD	-	-	25.00	-	-	-	25.00
BYBLOS BANK	565.52	395.86	565.52			395.86	USD	-	-	0.70	-	-	-	0.70
BYBLOS BANK GDR	1.31	26.18	1.31			26.18	USD	-	-	20.00	-	-	-	20.00
BYBLOS BANK PREFERRED SHARES 2008	2.00	54.00		2.00	100.00	54.00	USD	-	-	27.00	-	-	-	27.00
BYBLOS BANK PREFERRED SHARES 2009	2.00	75.96		2.00	96.00	75.96	USD	-	-	37.98	-	-	-	37.98
BEMO Bank	77.50	89.13	77.50			89.13	USD	200	230	1.15	1.15	1.15	1.15	1.25
BEMO PREFERRED 2013	0.35	17.50		0.35	100.00	17.50	USD	-	-	50.00	-	-	-	50.00
BLOM BANK GDR	73.90	184.74	73.90			184.74	USD	1,000	2,500	2.50	2.50	2.50	2.50	2.50
BLOM BANK	215.00	550.40	215.00			550.40	USD	-	-	2.56	-	-	-	2.56
HOLCIM Liban	19.52	899.30	19.52			899.30	USD	-	-	46.08	-	-	-	46.08
STE DES CIMENTS BLANCS N	9.00	157.50	9.00			157.50	USD	-	-	17.50	-	-	-	17.50

**TOTAL EXECUTED** 1,960.27 18,082.49 2,109.91 32.33 18,821.98 22,559.00 1,661,342.00  
Official USD Closing 15,000

LEBANESE GLOBAL DEPOSITORY RECEIPTS	SHARES MM	BID \$	ASK \$	MID PRICE \$	STOCK INDEX	VALUE	PREVIOUS VALUE	% OF CHANGE
BLOM BANK	73.90	record could not be found	record could not be found	record could not be found	MARKET VALUE WEIGHTED INDEX	3861.20	3814.19	1.23%
BYBLOS BANK	1.31	record could not be found	record could not be found	record could not be found	NUMBER OF TRANSACTIONS			
AUDI BANK	116.24	record could not be found	record could not be found	record could not be found				



**Disclaimer:** The Capital Markets Authority (CMA) publishes reports for general information purposes only. However, under no circumstances the CMA will accept any responsibility or liability in connection with the use of the information provided in these reports or on this website.  
(Source: Thomson Reuters Eikon)

MATURITY	CURRENCY	ISSUED AMOUNT (MM)	OUTSTANDING AMOUNT (MM)	COUPON	ISSUE P.	BIDS	ASKS	MID. P.	YIELD	SPREAD 3 MONTH US TREASURY	DURATION	CONVEXITY
Lebanon / 9-03-2020	USD	1,200.00	1,200.00	6.375	100.000							
Lebanon / 12-04-2020	USD	700.00	700.00	5.800	100.000							
Lebanon / 19-06-2020	USD	600.00	600.00	6.150	100.000	5.875	6.875	5.875	134414.203	0.000	0.000	0.000
Lebanon / 12-04-2021	USD	2,092.47	2,092.47	8.250	100.000	5.875	6.875	5.875	291272.719	0.000	0.000	0.000
Lebanon / 27-05-2022	USD	500.00	500.00	6.250	100.000	5.875	6.875	5.875	364000.000	0.000	0.000	0.000
Lebanon / 04-10-2022	USD	1,540.00	1,540.00	6.100	100.000	5.875	6.875	5.875	590086.938	0.000	0.000	0.000
Lebanon / 27-01-2023	USD	1,100.00	1,100.00	6.000	100.000	5.875	6.875	5.875	540000.000	0.000	0.000	0.000
Lebanon / 26-05-2023	USD	500.00	500.00	6.400	100.000	5.875	6.875	5.875	57676.594	59963.020	0.002	0.000
Lebanon / 22-04-2024	USD	700.00	700.00	6.650	100.000	5.875	6.875	5.875	713.041	746.480	0.214	0.070
Lebanon / 04-11-2024	USD	500.00	538.47	6.250	100.000	5.875	6.875	5.875	325.638	321.593	0.574	0.442
Lebanon / 03-12-2024	USD	250.00	250.00	7.000	100.000	5.875	6.875	5.875	299.847	295.298	0.636	0.535
Lebanon / 26-02-2025	USD	800.00	800.00	6.200	100.000	5.875	6.875	5.875	243.861	239.013	0.820	0.861
Lebanon / 12-06-2025	USD	800.00	800.00	6.250	100.000	5.875	6.875	5.875	196.326	192.180	1.066	1.410
Lebanon / 27-11-2026	USD	1,600.00	1,600.00	6.600	100.000	5.875	6.875	5.875	98.789	95.236	2.391	6.525
Lebanon / 23-03-2027	USD	1,250.00	1,250.00	6.850	100.000	5.875	6.875	5.875	88.924	85.355	2.695	8.208
Lebanon / 29-11-2027	USD	1,000.00	1,000.00	6.750	100.000	5.875	6.875	5.875	73.349	70.005	3.349	12.450
Lebanon / 20-03-2028	USD	500.00	893.20	6.650	100.000	5.875	6.875	5.875	59.226	55.868	4.247	19.689
Lebanon / 03-11-2028	USD	700.00	1,700.00	7.000	100.000	5.875	6.875	5.875	67.967	64.609	3.646	14.670
Lebanon / 25-05-2029	USD	1,000.00	1,000.00	6.850	100.000	5.875	6.875	5.875	53.039	49.682	4.794	24.890
Lebanon / 27-11-2029	USD	1,500.00	1,500.00	11.500	100.000	5.875	6.875	5.875	48.473	45.116	5.290	30.120
Lebanon / 26-02-2030	USD	1,400.00	1,400.00	6.650	100.000	5.875	6.875	5.875	46.514	42.428	5.532	32.862
Lebanon / 22-04-2031	USD	300.00	300.00	7.000	100.000	5.875	6.875	5.875	39.119	35.754	6.670	47.290
Lebanon / 20-11-2031	USD	1,000.00	2,500.00	7.150	100.000	5.875	6.875	5.875	36.236	32.854	7.240	55.500
Lebanon / 23-03-2032	USD	1,000.00	1,000.00	7.000	100.000	4.840	6.370	4.840	37.306	33.892	7.523	59.794
Lebanon / 17-05-2033	USD	1,500.00	1,500.00	8.200	100.000	5.875	6.875	5.875	30.442	27.060	8.717	79.780
Lebanon / 17-05-2034	USD	1,500.00	1,500.00	8.250	100.000	5.875	6.875	5.875	27.494	24.112	9.709	98.550
Lebanon / 02-11-2035	USD	600.00	600.00	7.050	100.000	5.875	6.875	5.875	24.090	20.210	11.158	129.497
Lebanon / 27-07-2035	USD	1,500.00	1,500.00	12.000	100.000	5.875	6.875	5.875	24.642	21.257	10.896	123.580
Lebanon / 23-03-2037	USD	750.00	750.00	7.250	100.000	5.875	6.875	5.875	21.545	18.161	12.543	162.994
<b>TOTAL PUBLIC SECTOR EUROBONDS</b>		<b>28,382,469</b>	<b>31,314,113</b>									

BDL EURO CDS												
MATURITY	SIZE MM	TYPE	COUPON	Issue P.	BID \$	Ask \$	MID. P	YIELD	SPREAD	DURATION	CONVEXITY	
Not Available												

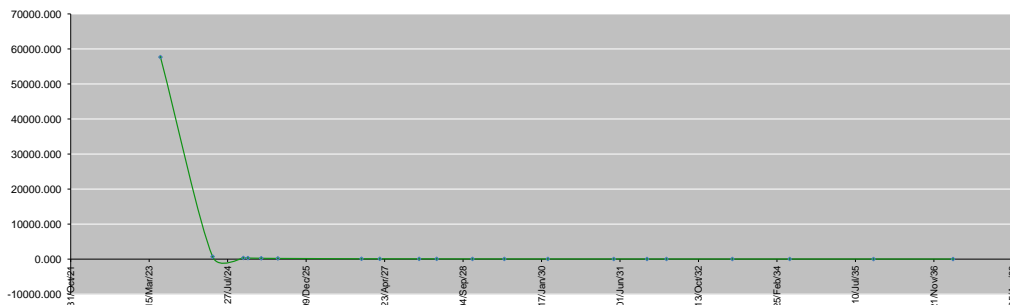
LEBANESE PRIVATE SECTOR DEBT												
MATURITY	SIZE MM	TYPE	COUPON	Issue P.	BID \$	Ask \$	MID. P	YIELD	SPREAD	DURATION	CONVEXITY	
Bank Audi S.A.L/16-10-2023	USD 350	Bond	6.75	100	42.50	44.50	42.50	114.57	125.36	0.70	0.64	

World Yields in Native Terms	O/N	3 Months	6 Months	9 Months	1 Year	2 Years	3 Years	5 Years	7 Years	10 Years	30 Years
EUR	-	3.01	3.06	3.15	3.14	2.62	2.39	2.20	2.15	2.25	2.43
U.S.A	-	5.24	5.13	--	4.75	3.90	3.57	3.37	3.38	3.41	3.77
U.K	-	4.47	4.79	--	4.29	3.77	3.70	3.57	3.62	3.75	4.19
Japan	-	-0.14	-0.14	-0.14	-0.12	-0.05	-0.03	0.11	0.20	0.39	1.26

Libor	USD	EUR	JPY	GBP
1 Months	5.11	0.00	0.00	0.00
2 Months	0.00	0.00	0.00	0.00
3 Months	5.34	0.00	0.00	4.68
6 Months	5.40	0.00	0.00	0.00
1 Year	5.35	0.00	0.00	0.00

Spot Rates	Bid	Ask
Lebanese Pound	15000.00	15020.00
Euro	1.09	1.0915
British Sterling Pound	1.25	1.2538
Japanese Yen	134.70	134.7300
Gold	2004.54	2005.15

Lebanese Republic USD Eurobonds Yield Curve



Disclaimer: The Capital Markets Authority (CMA) publishes reports for general information purposes only. However, under no circumstances the CMA will accept any responsibility or liability in connection with the use of the information provided in these reports or on this website.  
(Source: Thomson Reuters Eikon)

Contact us by email: [research@cma.gov.lb](mailto:research@cma.gov.lb)