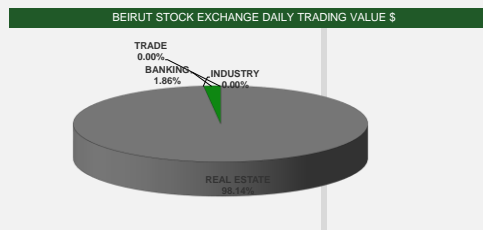
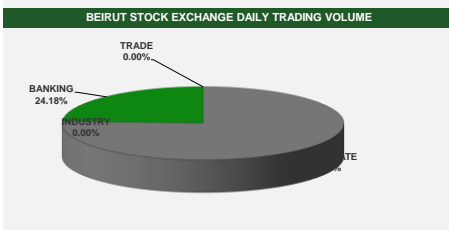


LISTED COMPANIES	LISTED SHARES	LISTED MARKET CAP.	TOTAL ORDINARY SHARES	PREFERRED SHARES	PREFERRED SHARES ISSUE PRICE	TOTAL MARKET CAP.	CUR.	TRADED VOLUME	TRADED VALUE	CLOSING PRICE	OPEN PRICE	HIGH PRICE	LOW PRICE	PREVIOUS PRICE
	(MM)	(MM \$)	(MM)	(MM)	USD	(MM \$)			USD					
SOLIDERE A	100.00	8,030.00	100.00			8,030.00	USD	14,865	1,193,660	80.30	80.30	80.30	80.30	82.95
SOLIDERE B	65.00	5,229.25	65.00			5,229.25	USD	4,385	352,882	80.45	80.50	80.50	80.20	81.75
BQ.LIB. POUR LE COMMERCE	71.03	66.06	214.00			199.02	USD	-	-	0.93	-	-	-	0.93
BQ.LIB. POUR LE COMMERCE PRAF. "D"	0.75	44.63		0.75		44.63	USD	-	-	59.50	-	-	-	59.50
BQ.LIB. POUR LE COMMERCE PRAF. "E"	0.26	15.68		0.26		15.68	USD	-	-	59.50	-	-	-	59.50
BANQUE AUDI	588.54	882.81	588.54			882.81	USD	-	-	1.50	-	-	-	1.50
BANQUE AUDI GDR	119.64	165.10	119.64			165.10	USD	-	-	1.38	-	-	-	1.38
BANQUE AUDI PREFERRED "H"	0.75	55.50		0.75	100.00	55.50	USD	-	-	74.00	-	-	-	74.00
BANQUE AUDI PREFERRED "I"	2.50	107.25		2.50	100.00	107.25	USD	-	-	42.90	-	-	-	42.90
BANQUE AUDI PREFERRED "J"	2.75	115.50		2.75	100.00	115.50	USD	-	-	42.00	-	-	-	42.00
BANK OF BEIRUT	25.56	383.40	61.00			914.96	USD	-	-	15.00	-	-	-	15.00
BANK OF BEIRUT PRIORITY	0.00	-		3.57	0.00	74.97	USD	-	-	21.00	-	-	-	21.00
BANK OF BEIRUT PREFERRED SHARES "H"	5.40	135.00		5.40	25.00	135.00	USD	-	-	25.00	-	-	-	25.00
BANK OF BEIRUT PREFERRED SHARES "I"	5.00	125.00		5.00	25.00	125.00	USD	-	-	25.00	-	-	-	25.00
BANK OF BEIRUT PREFERRED SHARES "J"	3.00	75.00		3.00	25.00	75.00	USD	-	-	25.00	-	-	-	25.00
BANK OF BEIRUT PREFERRED SHARES "K"	4.00	100.00		4.00	25.00	100.00	USD	-	-	25.00	-	-	-	25.00
BYBLOS BANK	565.52	424.14	565.52			424.14	USD	5,000	3,750	0.75	0.75	0.75	0.75	0.74
BYBLOS BANK GDR	1.31	26.18	1.31			26.18	USD	-	-	20.00	-	-	-	20.00
BYBLOS BANK PREFERRED SHARES 2008	2.00	54.00		2.00	100.00	54.00	USD	-	-	27.00	-	-	-	27.00
BYBLOS BANK PREFERRED SHARES 2009	2.00	59.98		2.00	96.00	59.98	USD	840	25,192	29.99	29.99	29.99	29.99	37.98
BEMO Bank	77.50	89.13	77.50			89.13	USD	300	345	1.15	1.15	1.15	1.15	1.15
BEMO PREFERRED 2013	0.35	17.50		0.35	100.00	17.50	USD	-	-	50.00	-	-	-	50.00
BLOM BANK GDR	73.90	184.74	73.90			184.74	USD	-	-	2.50	-	-	-	2.50
BLOM BANK	215.00	550.40	215.00			550.40	USD	-	-	2.56	-	-	-	2.56
HOLCIM Liban	19.52	899.30	19.52			899.30	USD	-	-	46.08	-	-	-	46.08
STE DES CIMENTS BLANCS N	9.00	157.50	9.00			157.50	USD	-	-	17.50	-	-	-	17.50
<b>TOTAL EXECUTED</b>	<b>1,960.27</b>	<b>17,993.04</b>	<b>2,109.91</b>	<b>32.33</b>		<b>18,732.52</b>		<b>25,390.00</b>	<b>1,575,829.00</b>					
Official USD Closing		15,000												

LEBANESE GLOBAL DEPOSITORY RECEIPTS	SHARES MM	BID \$	ASK \$	MID PRICE \$	STOCK INDEX	VALUE	PREVIOUS VALUE	% OF CHANGE
BLOM BANK	73.90	record could not be found	record could not be found	record could not be found	MARKET VALUE WEIGHTED INDEX	3802.39	4005.15	-5.06%
BYBLOS BANK	1.31	record could not be found	record could not be found	record could not be found	NUMBER OF TRANSACTIONS	11		
AUDI BANK	116.24	record could not be found	record could not be found	record could not be found				



Disclaimer: The Capital Markets Authority (CMA) publishes reports for general information purposes only. However, under no circumstances the CMA will accept any responsibility or liability in connection with the use of the information provided in these reports or on this website.  
(Source: Thomson Reuters Eikon)

MATURITY	CURRENCY	ISSUED AMMOUNT (MM)	OUTSTANDING AMOUNT (MM)	COUPON	ISSUE P.	BIDS	ASK\$	MID. P	SPREAD		DURATION	CONVEXITY
									3 MONTH	US TREASURY		
Lebanon / 9-03-2020	USD	1,200.00	1,200.00	6.375	100.000							
Lebanon / 12-04-2020	USD	700.00	700.00	5.800	100.000							
Lebanon / 19-06-2020	USD	600.00	600.00	6.150	100.000	5.875	6.875	5.875	134414.203	0.000	0.000	0.000
Lebanon / 12-04-2021	USD	2,092.47	2,092.47	8.250	100.000	5.875	6.875	5.875	291272.719	0.000	0.000	0.000
Lebanon / 27-05-2022	USD	500.00	500.00	6.250	100.000	5.875	6.875	5.875	364000.000	0.000	0.000	0.000
Lebanon / 04-10-2022	USD	1,540.00	1,540.00	6.100	100.000	5.875	6.875	5.875	590086.938	0.000	0.000	0.000
Lebanon / 27-01-2023	USD	1,100.00	1,100.00	6.000	100.000	5.875	6.875	5.875	540000.000	0.000	0.000	0.000
Lebanon / 26-05-2023	USD	500.00	500.00	6.400	100.000	5.875	6.875	5.875	72095.742	74955.120	0.001	0.000
Lebanon / 22-04-2024	USD	700.00	700.00	6.650	100.000	5.875	6.875	5.875	721.380	751.471	0.211	0.070
Lebanon / 04-11-2024	USD	500.00	538.47	6.250	100.000	5.875	6.875	5.875	327.572	323.388	0.570	0.436
Lebanon / 03-12-2024	USD	250.00	250.00	7.000	100.000	5.875	6.875	5.875	301.500	296.836	0.631	0.528
Lebanon / 26-02-2025	USD	800.00	800.00	6.200	100.000	5.875	6.875	5.875	244.971	240.030	0.815	0.852
Lebanon / 12-06-2025	USD	800.00	800.00	6.250	100.000	5.875	6.875	5.875	197.055	192.809	1.062	1.400
Lebanon / 27-11-2026	USD	1,600.00	1,600.00	6.600	100.000	5.875	6.875	5.875	98.978	95.338	2.385	6.498
Lebanon / 23-03-2027	USD	1,250.00	1,250.00	6.850	100.000	5.875	6.875	5.875	89.078	85.417	2.690	8.177
Lebanon / 29-11-2027	USD	1,000.00	1,000.00	6.750	100.000	5.875	6.875	5.875	73.454	70.035	3.344	12.410
Lebanon / 20-03-2028	USD	500.00	893.20	6.650	100.000	5.875	6.875	5.875	59.294	55.845	4.242	19.641
Lebanon / 03-11-2028	USD	700.00	1,700.00	7.000	100.000	5.875	6.875	5.875	68.057	64.607	3.641	14.630
Lebanon / 25-05-2029	USD	1,000.00	1,000.00	6.850	100.000	5.875	6.875	5.875	53.094	49.640	4.789	24.840
Lebanon / 27-11-2029	USD	1,500.00	1,500.00	11.500	100.000	5.875	6.875	5.875	48.519	45.065	5.284	30.060
Lebanon / 26-02-2030	USD	1,400.00	1,400.00	6.650	100.000	5.875	6.875	5.875	46.556	42.389	5.527	32.799
Lebanon / 22-04-2031	USD	300.00	300.00	7.000	100.000	5.875	6.875	5.875	39.149	35.687	6.664	47.210
Lebanon / 20-11-2031	USD	1,000.00	2,500.00	7.150	100.000	5.875	6.875	5.875	36.262	32.785	7.235	55.420
Lebanon / 23-03-2032	USD	1,000.00	1,000.00	7.000	100.000	4.840	6.390	4.840	37.332	33.861	7.518	59.721
Lebanon / 17-05-2033	USD	1,500.00	1,500.00	8.200	100.000	5.875	6.875	5.875	30.461	26.983	8.711	79.680
Lebanon / 17-05-2034	USD	1,500.00	1,500.00	8.250	100.000	5.875	6.875	5.875	27.509	24.031	9.703	98.440
Lebanon / 02-11-2035	USD	600.00	600.00	7.050	100.000	5.875	6.875	5.875	24.102	20.126	11.153	129.371
Lebanon / 27-07-2035	USD	1,500.00	1,500.00	12.000	100.000	5.875	6.875	5.875	24.654	21.173	10.890	123.460
Lebanon / 23-03-2037	USD	750.00	750.00	7.250	100.000	5.875	6.875	5.875	21.554	18.075	12.537	162.852
<b>TOTAL PUBLIC SECTOR EUROBONDS</b>		<b>28,382.469</b>	<b>31,314.13</b>									

BDL EURO CDS												
MATURITY	SIZE MM	TYPE	COUPON	Issue P.	BID \$	Ask \$	MID. P	YIELD	SPREAD	DURATION	CONVEXITY	
Not Available												

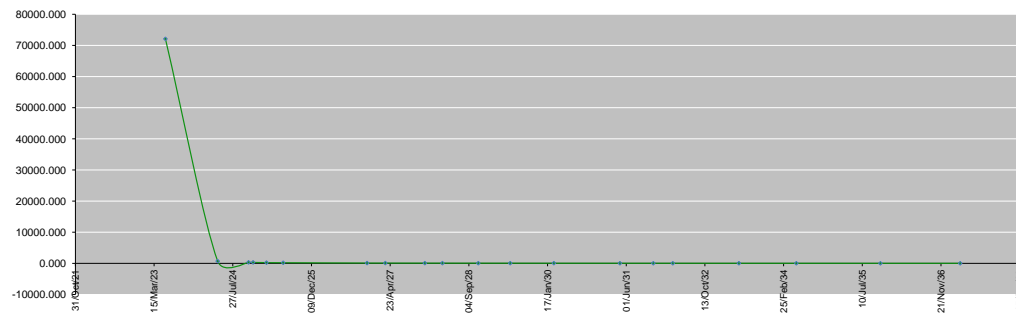
LEBANESE PRIVATE SECTOR DEBT												
MATURITY	SIZE MM	TYPE	COUPON	Issue P.	BID \$	Ask \$	MID. P	YIELD	SPREAD	DURATION	CONVEXITY	
Bank Audi S.A.L/16-10-2023	USD 350	Bond	6.75	100	42.50	44.50	42.50	114.57	125.36	0.70	0.64	

World Yields in Native Terms	O/N	3 Months	6 Months	9 Months	1 Year	2 Years	3 Years	5 Years	7 Years	10 Years	30 Years
EUR	-	2.94	3.01	3.14	3.14	2.62	2.40	2.22	2.17	2.27	2.48
U.S.A	-	5.19	5.20	--	4.84	3.98	3.64	3.43	3.44	3.47	3.82
U.K	-	4.61	4.76	--	4.28	3.74	3.68	3.55	3.62	3.75	4.20
Japan	-	-0.14	-0.14	-0.13	-0.12	-0.05	-0.04	0.12	0.20	0.39	1.23

Libor	USD	EUR	JPY	GBP
1 Month	5.11	0.00	0.00	0.00
2 Months	0.00	0.00	0.00	0.00
3 Months	5.32	0.00	0.00	4.69
6 Months	5.34	0.00	0.00	0.00
1 Year	5.26	0.00	0.00	0.00

Spot Rates	Bid	Ask
Lebanese Pound	15000.00	15020.00
Euro	1.09	1.0895
British Sterling Pound	1.25	1.2536
Japanese Yen	135.77	135.7800
Gold	2007.83	2008.53

Lebanese Republic USD Eurobonds Yield Curve



Disclaimer: The Capital Markets Authority (CMA) publishes reports for general information purposes only. However, under no circumstances the CMA will accept any responsibility or liability in connection with the use of the information provided in these reports or on this website.  
(Source: Thomson Reuters Eikon)

Contact us by email: [research@cma.gov.lb](mailto:research@cma.gov.lb)